

The Disaster Center is dedicated to the idea that disaster mitigation is cost effective and individuals pursuing their own interest are the greatest potential force for disaster reduction.

Please consider making a small donation to the Disaster Center



When disaster mitigation is cost effective, we are on the road to bringing disasters to an end.



FEMA

Daily Operations Briefing

Tuesday, December 27, 2016

8:30 a.m. EST

Significant Activity – Dec 24-27



Significant Events: Volcanic Activity – Bogoslof Volcano

Significant Weather:

- Heavy Snow – Pacific Northwest, Northern Intermountain, Northern Rockies
- Snow – Northern to Central Rockies, Great Lakes
- Rain and Snow – Pacific Northwest, Great Lakes and Northeast
- Rain and Thunderstorms –Southern Plains through the Tennessee/Ohio Valleys into the Southeast, Appalachians and Mid-Atlantic to Northeast
- Space Weather – Minor (G1 level) storms observed past 24 hours; no storms predicted for the next 24 hours

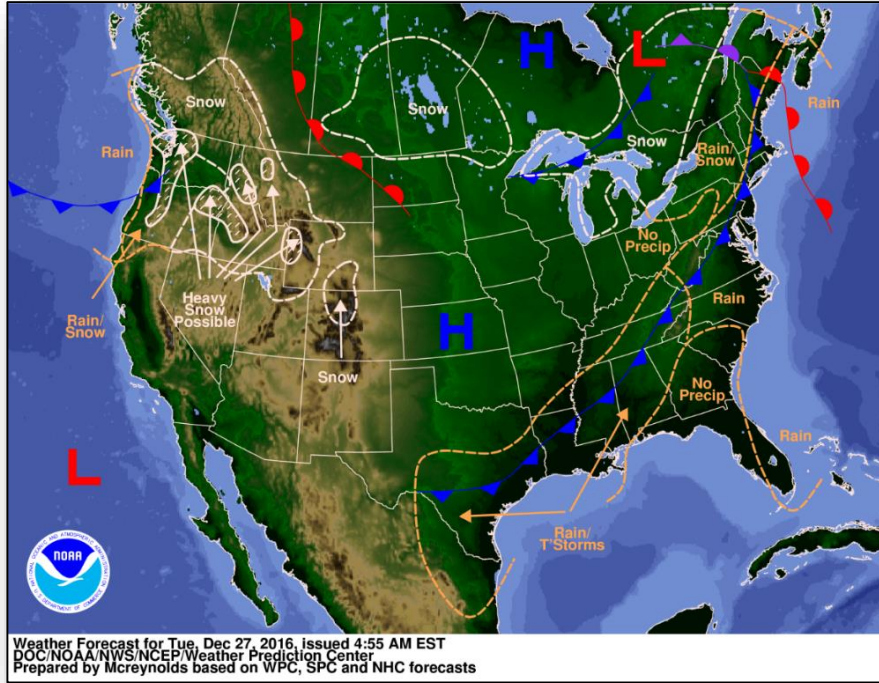
Tropical Activity Western Pacific: No activity affecting U.S. interests

Earthquake Activity: No significant activity

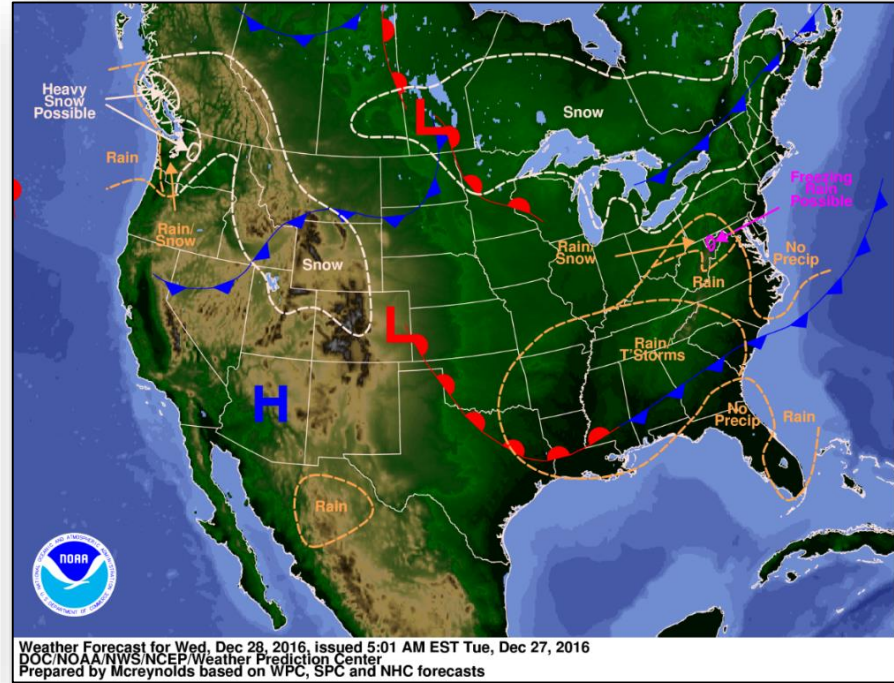
Declaration Activity:

- Emergency Declaration Appeal – KS
- Amendment No. 16 to FEMA-4285-DR-NC

National Weather Forecast



Today

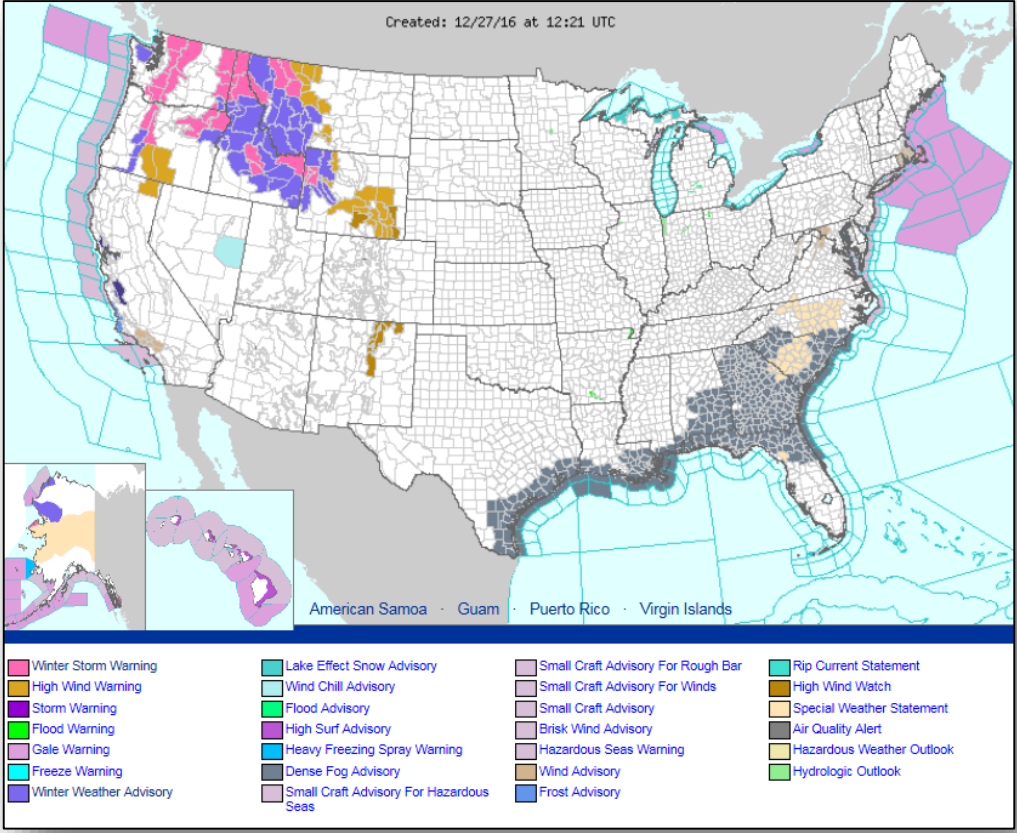


Tomorrow

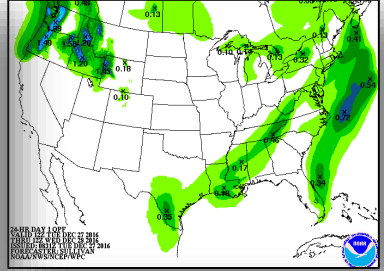
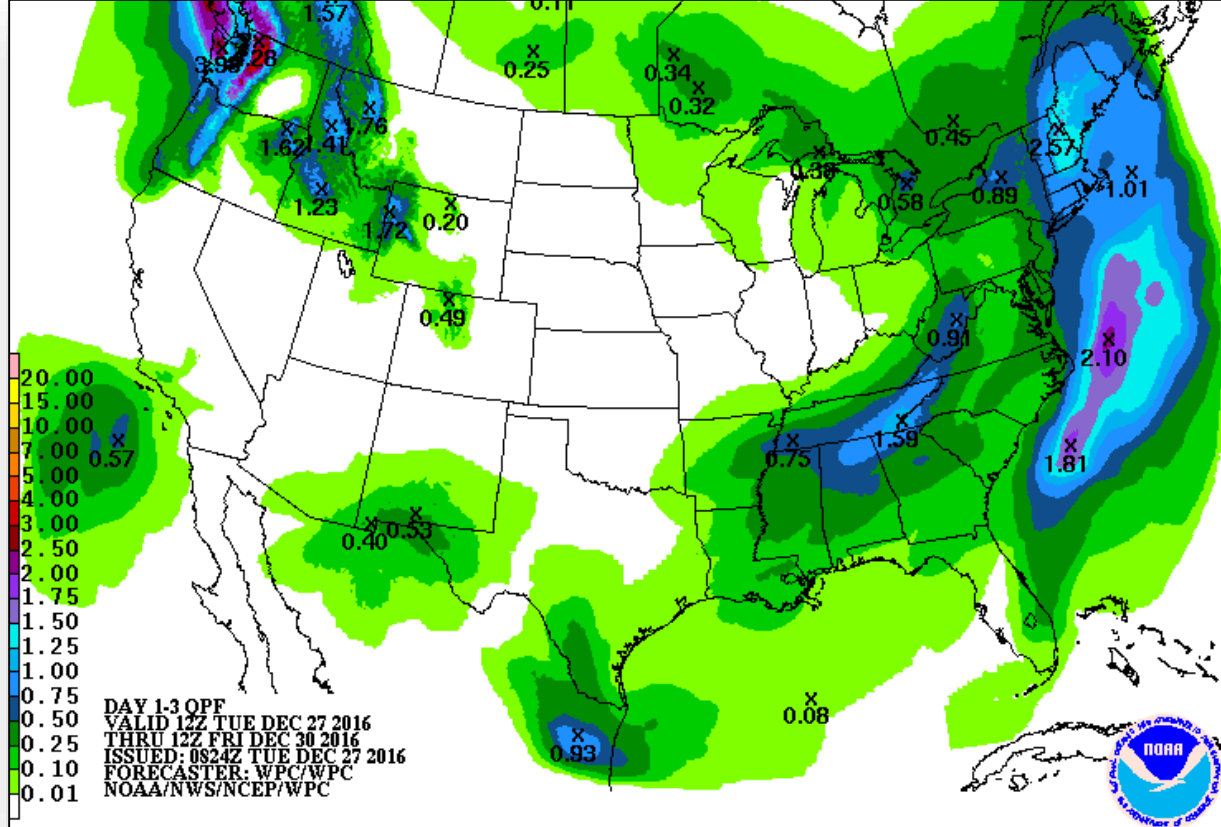
Active Watches and Warnings



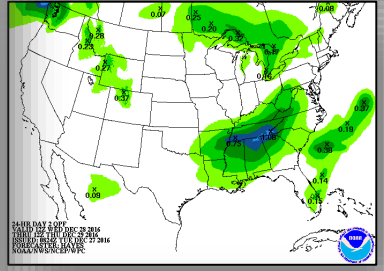
FEMA



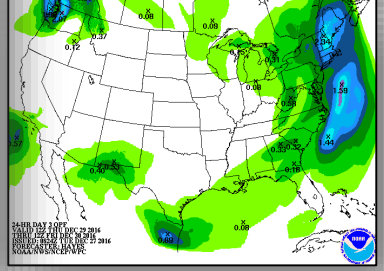
Precipitation Forecast – Days 1-3



Day 1



Day 2

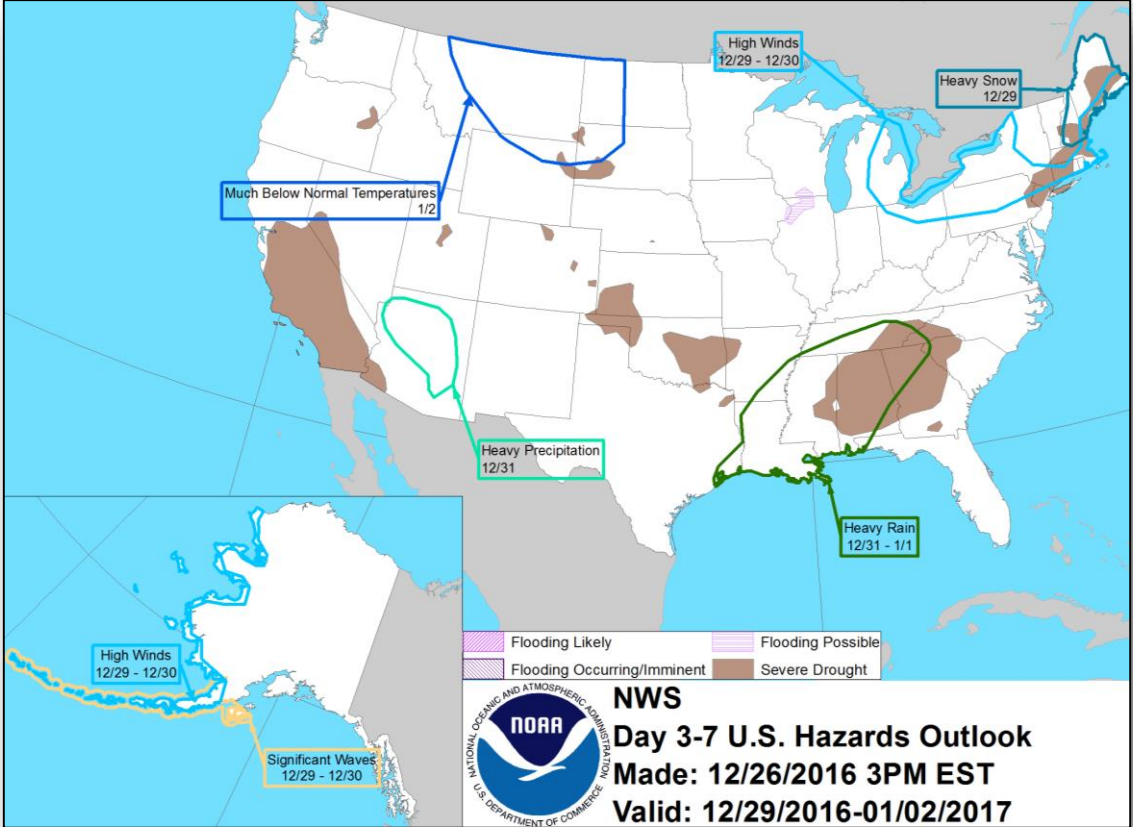


Day 3

Hazards Outlook – Dec 29 – Jan 02



FEMA



Disaster Requests & Declarations



Declaration Requests in Process		Requests APPROVED (since last report)	Requests DENIED (since last report)
1	Date Requested	0	0
KS – EM (Appeal) Fire and Explosion	December 20, 2016		

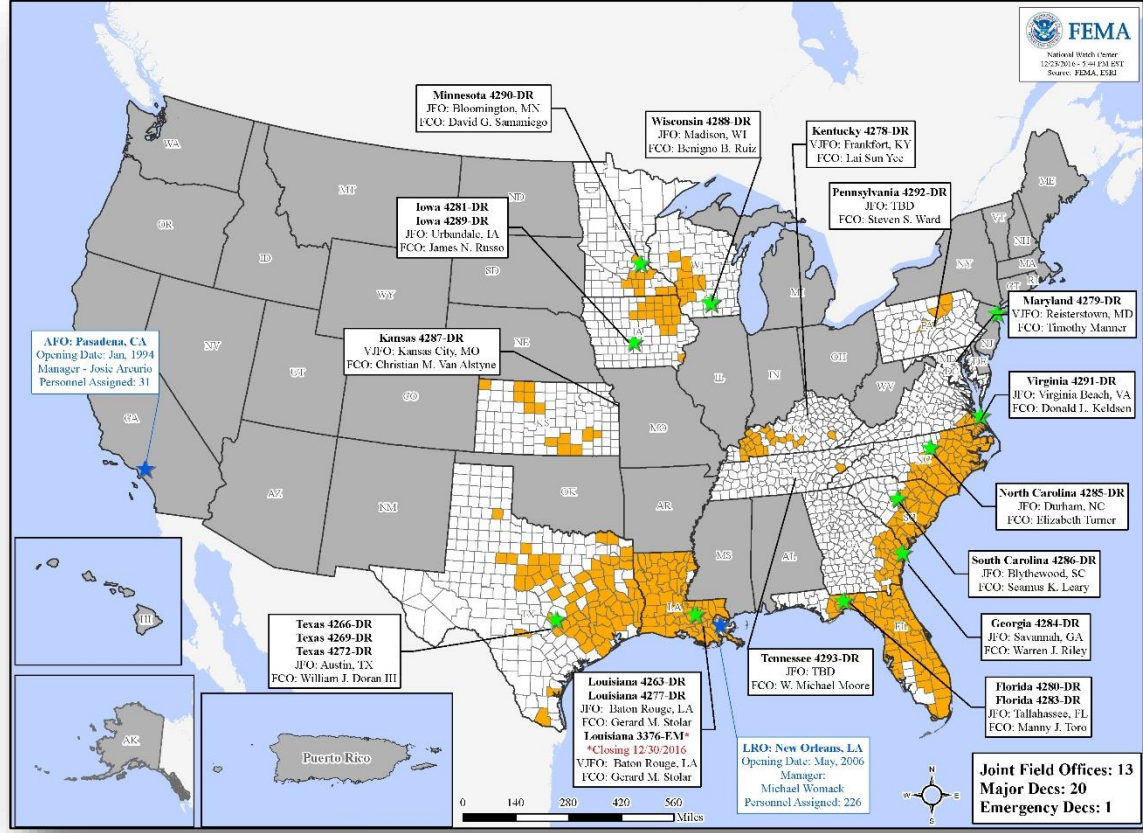
Disaster Amendments



FEMA

Amendment	Effective Date	Action
Amendment No. 16 to FEMA-4285-DR-NC	December 23, 2016	Adds one county for Public Assistance, including Direct Federal Assistance

Open Field Offices



AFO: Pasadena, CA
Opening Date: Jan, 1994
Manager - Jessie Arcuro
Personnel Assigned: 31

Kansas 4287-DR
VJFO: Kansas City, MO
FCO: Christian M. Van Alstyne

Joint Field Offices: 13
Major Decs: 20
Emergency Decs: 1

Readiness – Deployable Teams and Assets



Resource	Status	Total	FMC Available		Partially Available	Not Available	Detailed, Deployed, Activated	Comments	Rating Criteria																				
National IMAT	Yellow	3	2	66%	0	0	1	East 2 to LA (DR-4277)	Green: >3 Teams Available Yellow: 1 - 2 Teams Available Red: 0 Teams Available <i>N-IMAT red if 50% of Section Chiefs or Team Leader unavailable for deployment</i>																				
Regional IMAT	Green	13	7	54%	0	1	5	Region IV Team-2: Reconstituting – FMC Jan 6 Deployed: Region III to VA (DR-4291) Region IV-1 to NC (DR-4285) Region V to MN (DR-4290) Region VI-1 to TN (DR-4293) Region VII to IA (DR-4281)	Green > 6 Teams Available Yellow: 4 - 6 Teams Available Red: 0 - 4 Teams Available <i>R-IMAT also red if TL or Ops / Log Chief is unavailable & has no qualified replacement</i>																				
FCO	Red	34	4	12%	0	5	24		OCD Readiness <table border="1"> <tr> <td>FCO</td> <td>Green</td> <td>Yellow</td> <td>Red</td> </tr> <tr> <td>Type 1</td> <td>3+</td> <td>2</td> <td>1</td> </tr> <tr> <td>Type 2</td> <td>4+</td> <td>3</td> <td>2</td> </tr> <tr> <td>Type 3</td> <td>4+</td> <td>3</td> <td>2</td> </tr> <tr> <td>FDRC</td> <td>3</td> <td>2</td> <td>1</td> </tr> </table>	FCO	Green	Yellow	Red	Type 1	3+	2	1	Type 2	4+	3	2	Type 3	4+	3	2	FDRC	3	2	1
FCO	Green	Yellow	Red																										
Type 1	3+	2	1																										
Type 2	4+	3	2																										
Type 3	4+	3	2																										
FDRC	3	2	1																										
FDRC	Green	11	4	36%	0	2	5																						
US&R	Green	28	28	100%	0	0	0		Green: >66% Available Yellow: 33% - 66% Available Red: <33% Available																				
MERS	Green	18	17	94%	0	0	1	Deployed: Thomasville to TN (DR-4293)	Green: >66% Available Yellow: 33% - 66% Available Red: <33% Available																				

MERS Availability Summary



FEMA

Legend	> 66%	< 66% & > 33%	< 33%			
	<table border="1"> <thead> <tr> <th>Personnel Availability</th> <th>Equipment Availability</th> <th>% Deployed</th> </tr> </thead> </table>		Personnel Availability	Equipment Availability	% Deployed	
Personnel Availability	Equipment Availability	% Deployed				
Bothell MERS	94%	100%	0%			
Denton MERS	91%	69%	0%			
Denver MERS	91%	87%	6%			
Frederick MERS	87%	100%	0%			
Maynard MERS	78%	100%	0%			
Thomasville MERS	86%	92%	8%			
<i>Disaster Emergency Communications Division</i>						
Overall MERS Availability	83%	91%	8%			

Readiness – National and Regional Teams



FEMA

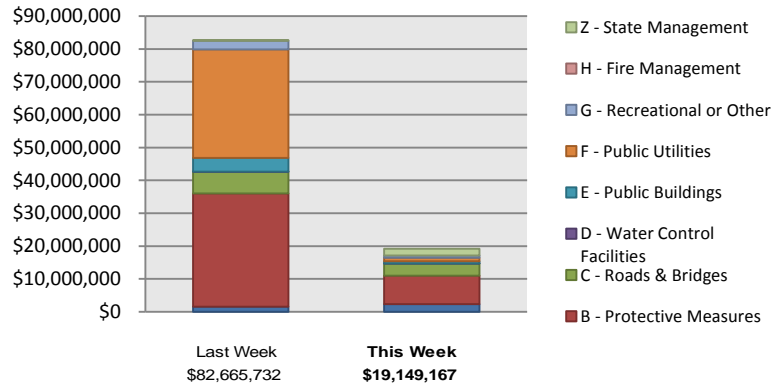
Resource	Status	Total	FMC Available		Partially Available	Not Available	Status	Comments	Rating Criteria
NWC		5	5	100%	0	0	Watch / Steady State		<ul style="list-style-type: none"> • Green = FMC • Yellow = PMC • Red = NMC
NRCC		2	2	100%	0	0	Not Activated		
HLT		1	1	100%	0	0	Not Activated		
RRCCs		10	10	100%	0	0	Not Activated		
RWCs/MOCs		10	10	100%	0	0	Activated	RVII RWC activated to Enhanced Watch (Dayshift only)	

Public Assistance Grant Program



PA Project Worksheets Obligated in past week, as of 12/26/16 at 1500 EDT										
PA Category	Emergency Work		Permanent Work					H - Fire Management	Z - State Management	Total
	A - Debris Removal	B - Protective Measures	C - Roads & Bridges	D - Water Control Facilities	E - Public Buildings	F - Public Utilities	G - Recreational or Other			
Number Of PWs Obligated	24	98	66	1	18	10	9	0	8	234
Federal Share Obligated	\$2,333,287	\$8,672,929	\$3,678,992	\$42,021	\$704,938	\$1,033,630	\$668,589	\$0	\$2,014,780	\$19,149,167

Public Assistance Obligated per Category In the Past 2 Weeks – 12/12/2016 through 12/26/2016



PA Highlights

- None

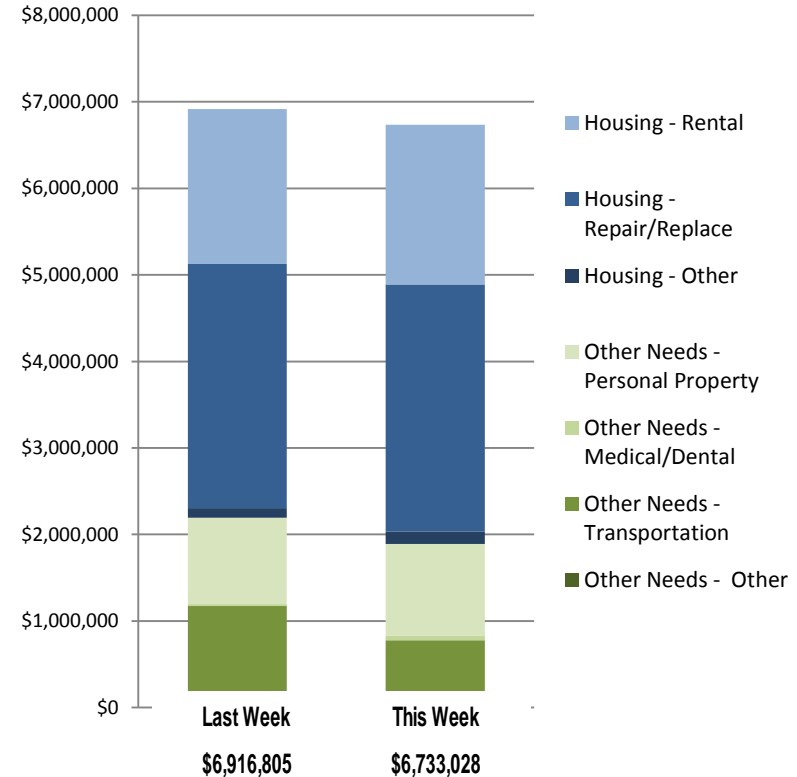
Individual Assistance Activity



Individuals and Households Program Activity As Of: 12/26/16

	In Past 7 Days		Cumulative	
	Applicants Approved	Amount Approved	Applicants Approved	Amount Approved
4285-NC Declared 10-10-2016 End Of Reg Period 01-09-2017				
Housing Assistance	266	\$810,232.41	18,141	\$59,624,304.97
Other Needs Assistance	123	\$388,912.25	17,374	\$26,132,421.09
Total IHP		\$1,199,144.66		\$85,756,726.06
Average IHP				\$3,099
Total Max Grants				133
4290-MN Declared 11-02-2016 End Of Reg Period 01-30-2017				
Housing Assistance	87	\$295,516.80	395	\$1,496,026.36
Other Needs Assistance	39	\$29,280.32	127	\$107,548.19
Total IHP		\$324,797.12		\$1,603,574.55
Average IHP				\$3,818
Total Max Grants				0
4291-VA Declared 11-02-2016 End Of Reg Period 01-03-2017				
Housing Assistance	59	\$169,534.37	1,916	\$7,133,092.93
Other Needs Assistance	56	\$107,708.26	770	\$1,488,092.78
Total IHP		\$277,242.63		\$8,621,185.71
Average IHP				\$4,129
Total Max Grants				5
4293-TN Declared 12-15-2016 End Of Reg Period 02-13-2017				
Housing Assistance	162	\$824,522.03	185	\$887,450.03
Other Needs Assistance	73	\$418,375.41	80	\$464,876.66
Total IHP		\$1,242,897.44		\$1,352,326.69
Average IHP				\$7,271
Total Max Grants				20
13 Declarations IHP Programmatically Open - Closed Registration *				
Housing Assistance	897	\$2,744,414.18		
Other Needs Assistance	335	\$944,531.71		
Total IHP		\$3,688,945.89		
Total IHP Approved in Past Week		\$6,733,027.74		

IHP Approved per Category in the Past 2 Weeks – 12/12/2016 through 12/26/2016





FEMA

FEMA's mission is to support our citizens and first responders to ensure that as a nation we work together to build, sustain, and improve our capability to prepare for, protect against, respond to, recover from, and mitigate all hazards.