

The Disaster Center is dedicated to the idea that disaster mitigation is cost effective and individuals pursuing their own interest are the greatest potential force for disaster reduction.

Please consider making a small donation to the Disaster Center



When disaster mitigation is cost effective, we are on the road to bringing disasters to an end.



FEMA

Daily Operations Briefing

Tuesday, December 20, 2016

8:30 a.m. EST

Significant Activity – Dec 19-20



Significant Events: None

Significant Weather:

- Rain – Pacific Northwest to northern CA; southern FL; coastal Carolinas
- Rain and snow – Pacific Northwest; Northern Intermountain to Northern Rockies and Central Great Basin; Northern Plains
- Snow – Northern Intermountain to Northern Plains, Central Great Basin, and Central Rockies; Upper Mississippi Valley to Great Lakes
- Heavy snow possible – Northern Intermountain to Northern Rockies
- Freezing rain possible – Northern Intermountain, Central Great Basin, Northern Plains
- Space Weather – Past 24 hours: none observed; next 24 hours: none predicted

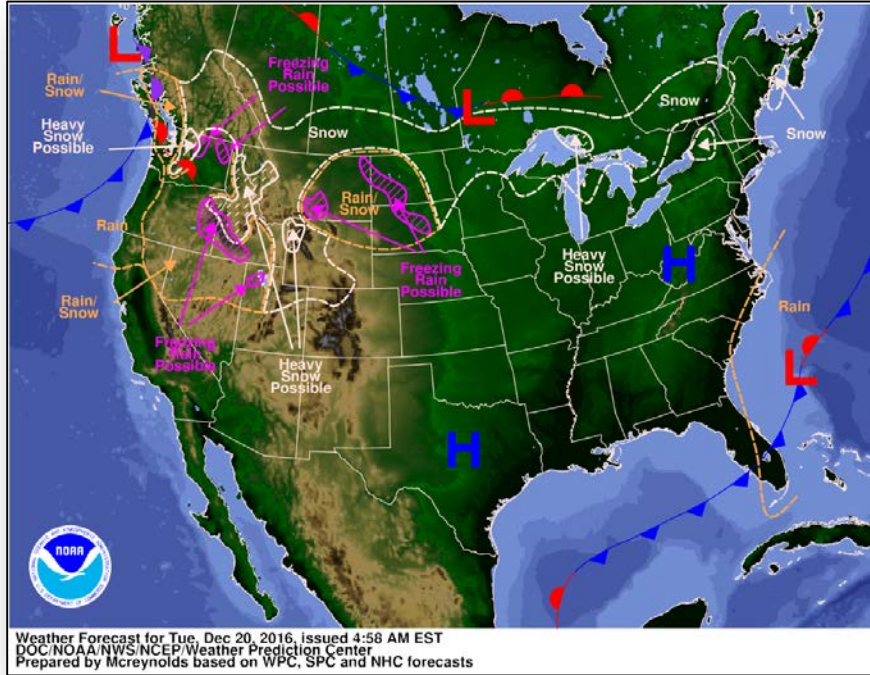
Tropical Activity Western Pacific: No activity affecting U.S. interests

Earthquake Activity: No significant activity

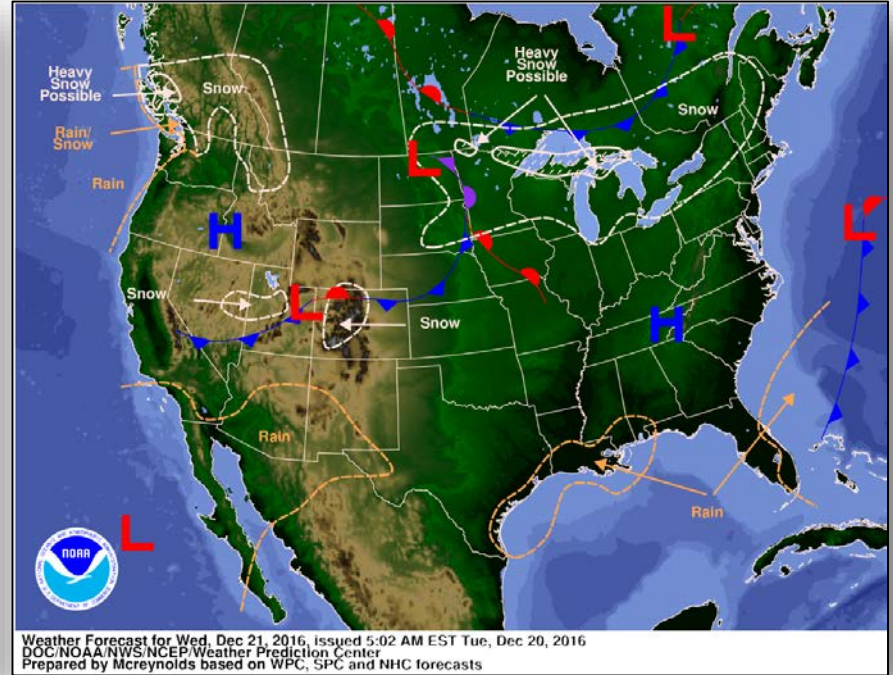
Declaration Activity:

- Amendment No. 4 to FEMA-4291-DR-VA

National Weather Forecast

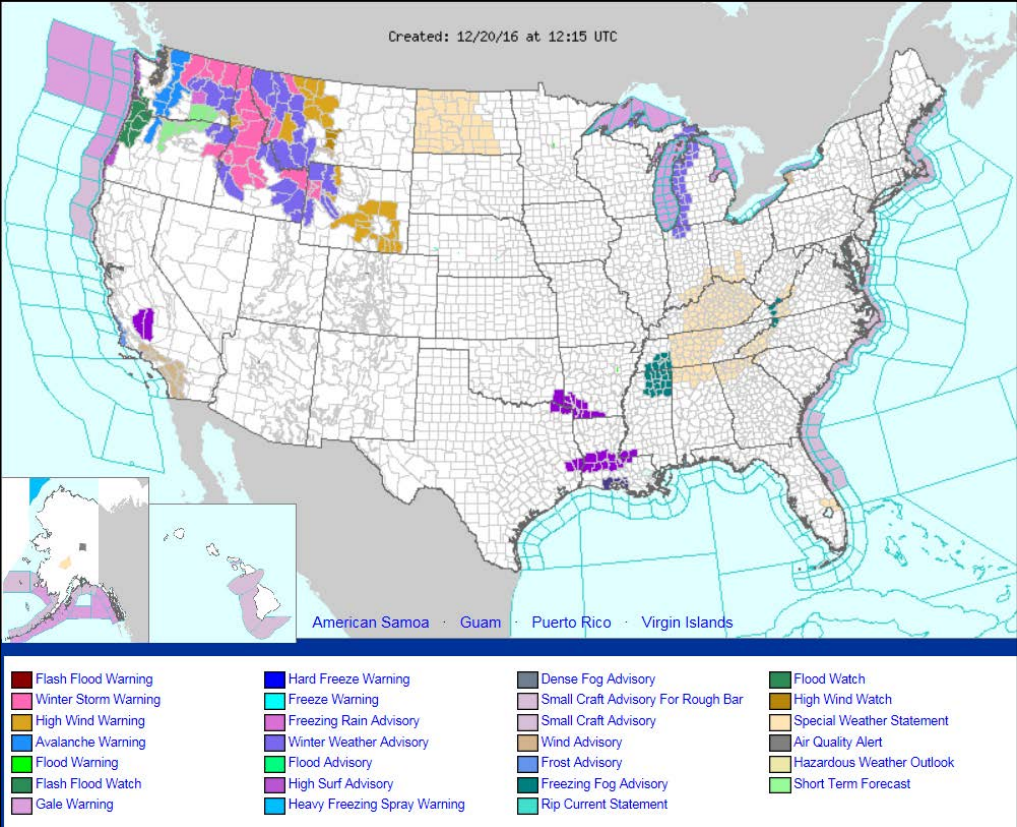


Today



Tomorrow

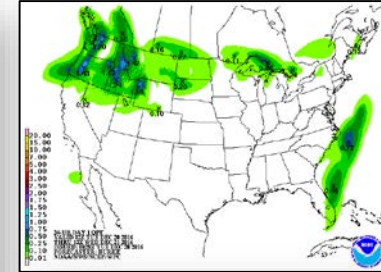
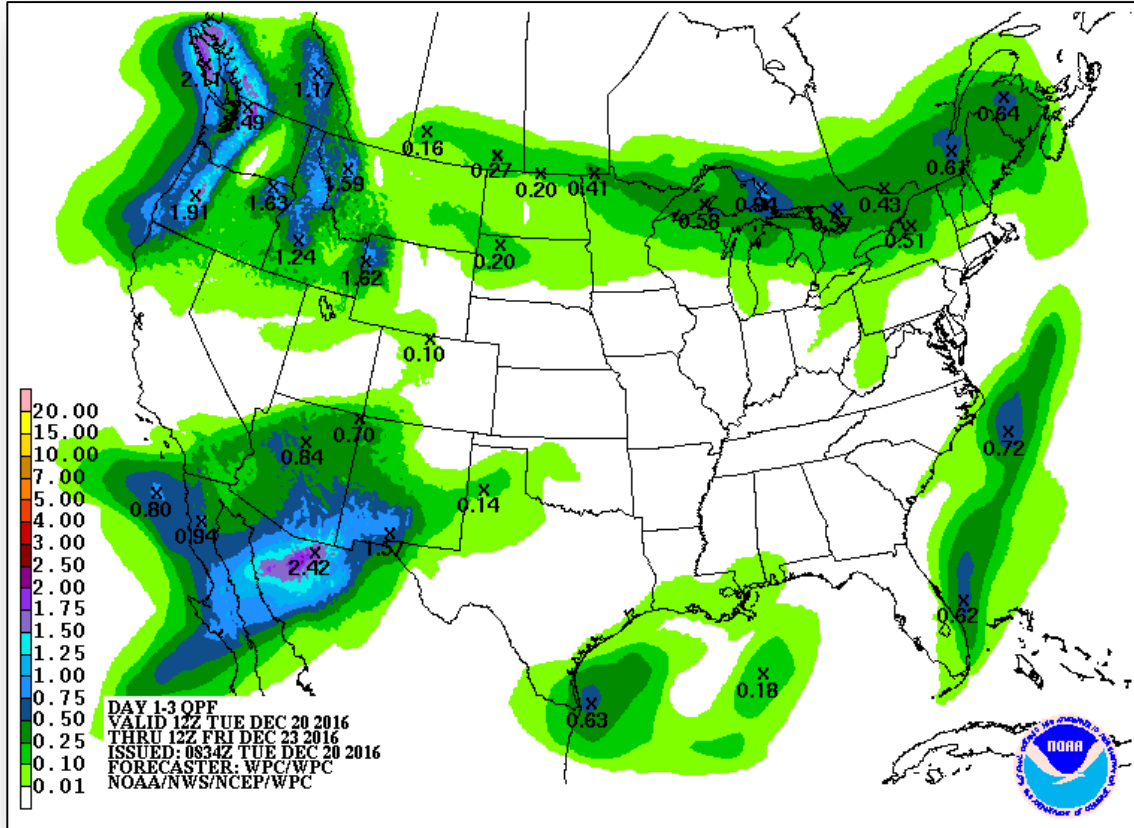
Active Watches and Warnings



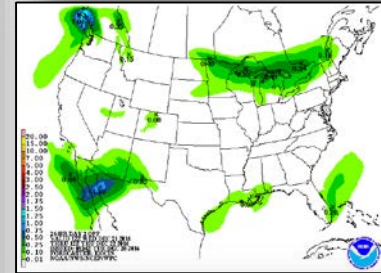
Precipitation Forecast – Days 1-3



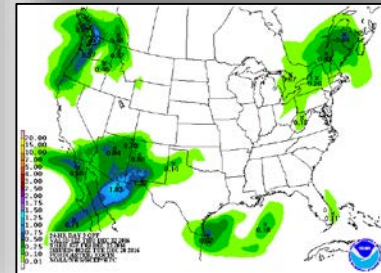
FEMA



Day 1



Day 2

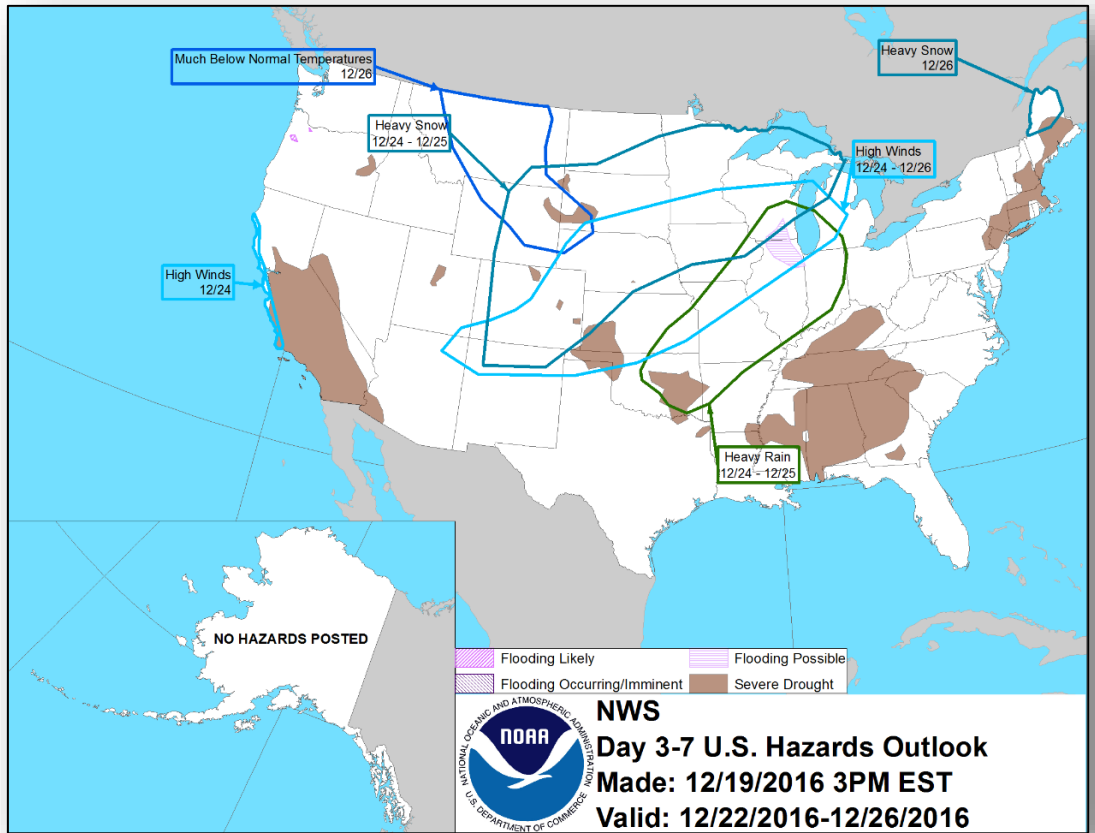


Day 3

Hazards Outlook – Dec 22 - 26



FEMA



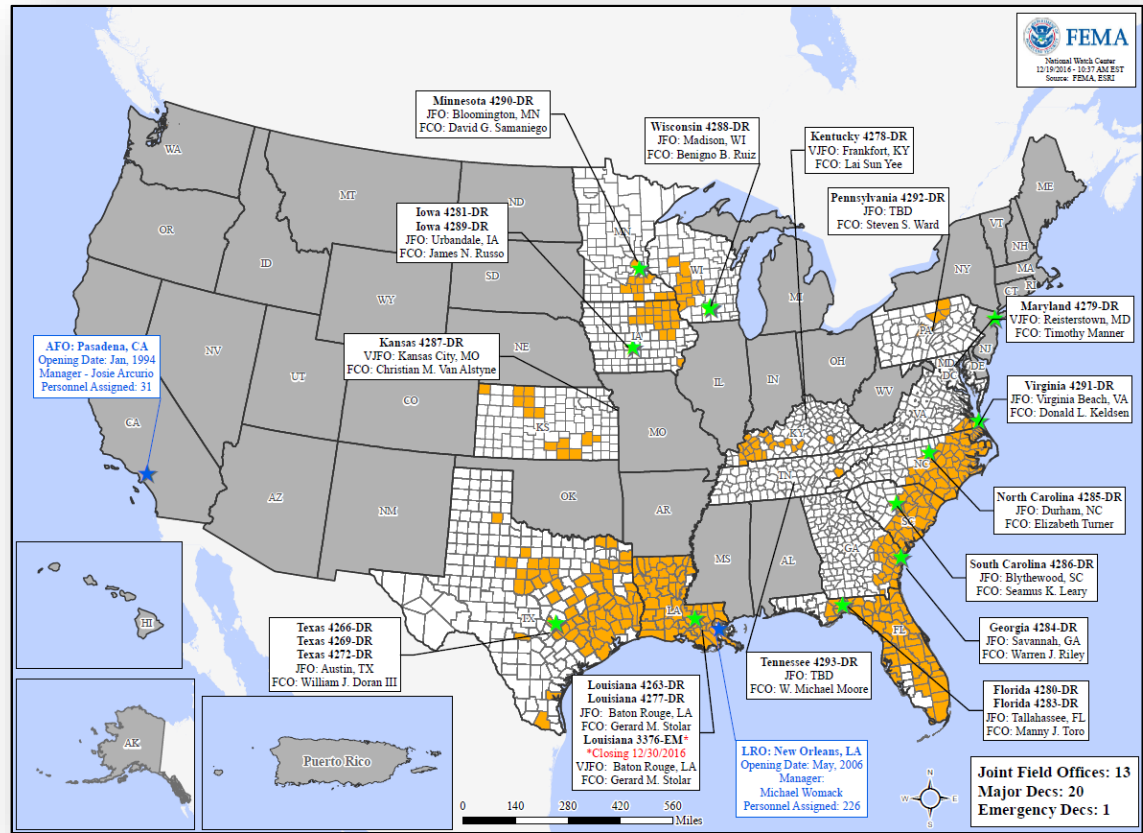
Disaster Amendments



FEMA

Amendment	Effective Date	Action
Amendment No. 4 to FEMA-4291-DR-VA	December 19, 2016	Adds independent city of Hampton for Public Assistance

Open Field Offices



Readiness – Deployable Teams and Assets



Resource	Status	Total	FMC Available		Partially Available	Not Available	Detailed, Deployed, Activated	Comments	Rating Criteria																				
National IMAT	Yellow	3	2	66%	0	0	1	East 2 to LA (DR-4277)	Green: >3 Teams Available Yellow: 1 - 2 Teams Available Red: 0 Teams Available <i>N-IMAT red if 50% of Section Chiefs or Team Leader unavailable for deployment</i>																				
Regional IMAT	Green	13	7	54%	0	1	5	Region IV Team-2: Reconstituting – FMC Jan 6 Deployed: Region III to VA (DR-4291) Region IV-1 to NC (DR-4285) Region V to MN (DR-4290) Region VI-1 to TN (DR-4293) Region VII to IA (DR-4281)	Green > 6 Teams Available Yellow: 4 - 6 Teams Available Red: 0 - 4 Teams Available <i>R-IMAT also red if TL or Ops / Log Chief is unavailable & has no qualified replacement</i>																				
FCO	Yellow	34	6	18%	0	4	24		OCD Readiness <table border="1"> <tr> <td>FCO</td> <td>Green</td> <td>Yellow</td> <td>Red</td> </tr> <tr> <td>Type 1</td> <td>3+</td> <td>2</td> <td>1</td> </tr> <tr> <td>Type 2</td> <td>4+</td> <td>3</td> <td>2</td> </tr> <tr> <td>Type 3</td> <td>4+</td> <td>3</td> <td>2</td> </tr> <tr> <td>FDRC</td> <td>3</td> <td>2</td> <td>1</td> </tr> </table>	FCO	Green	Yellow	Red	Type 1	3+	2	1	Type 2	4+	3	2	Type 3	4+	3	2	FDRC	3	2	1
FCO	Green	Yellow	Red																										
Type 1	3+	2	1																										
Type 2	4+	3	2																										
Type 3	4+	3	2																										
FDRC	3	2	1																										
FDRC	Yellow	11	4	36%	0	2	5																						
US&R	Green	28	28	100%	0	0	0		Green: >66% Available Yellow: 33% - 66% Available Red: <33% Available																				
MERS	Green	18	18	100%	0	0	0	Assets are supporting: TN (DR-4293)	Green: >66% Available Yellow: 33% - 66% Available Red: <33% Available																				

Readiness – National and Regional Teams



FEMA

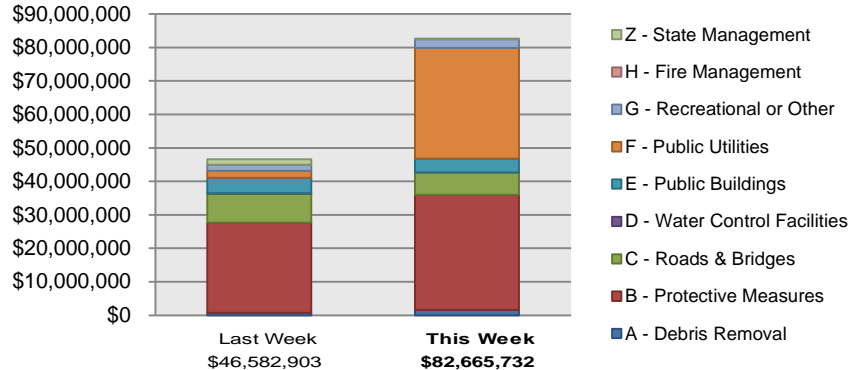
Resource	Status	Total	FMC Available		Partially Available	Not Available	Status	Comments	Rating Criteria
NWC	Green	5	5	100%	0	0	Watch / Steady State		<ul style="list-style-type: none"> • Green = FMC • Yellow = PMC • Red = NMC
NRCC	Green	2	2	100%	0	0	Not Activated		
HLT	Green	1	1	100%	0	0	Not Activated		
RRCCs	Green	10	10	100%	0	0	Not Activated		
RWCs/MOCs	Green	10	10	100%	0	0	Not Activated		

Public Assistance Grant Program



PA Project Worksheets Obligated in past week, as of 12/19/16 at 1500 EDT										
PA Category	Emergency Work		Permanent Work					H - Fire Management	Z - State Management	Total
	A - Debris Removal	B - Protective Measures	C - Roads & Bridges	D - Water Control Facilities	E - Public Buildings	F - Public Utilities	G - Recreational or Other			
Number Of PWs Obligated	33	90	99	2	37	22	11	0	2	296
Federal Share Obligated	\$1,550,573	\$34,492,325	\$6,621,572	\$32,337	\$4,141,100	\$33,066,463	\$2,596,222	\$0	\$165,141	\$82,665,732

Public Assistance Obligated per Category In the Past 2 Weeks – 12/05/2016 through 12/19/2016



PA Highlights

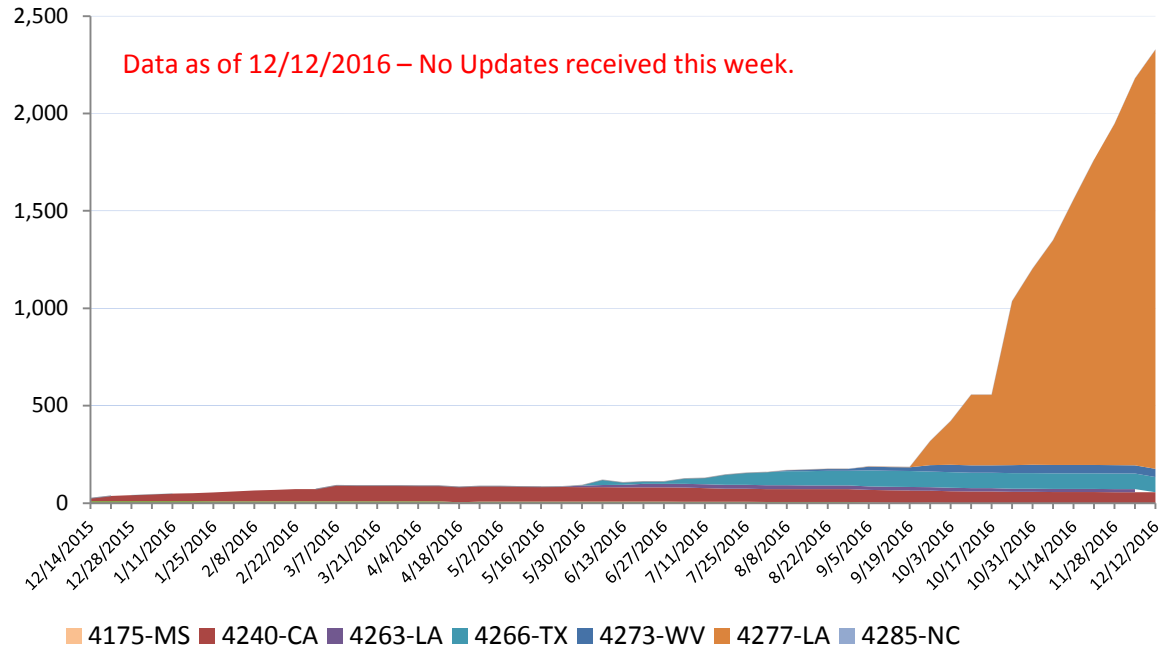
- On 12/14/2016, Westchester County was obligated approximately 30 million in PA category F - Public Utilities as a result of DR-4085-NY.
- On 12/15/2016, seven Parish school boards were obligated approximately 31 million in PA category B - Protective Measures as a result of DR-4277-LA.

Direct Housing

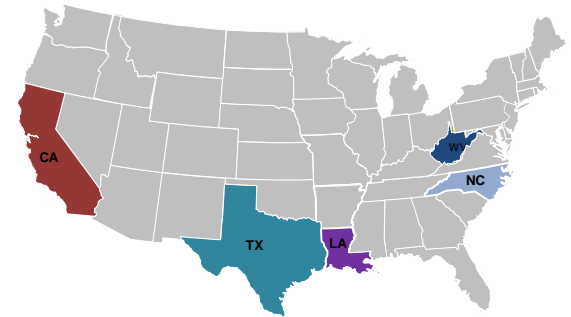


Total Households in FEMA Direct Housing per State

Past Year per Week, 12/14/2015 – 12/12/2016, There are currently **2,345** Households Occupying **2,345** Temporary Units



DR	IA Declaration Date	Program End Date	Current # of Households in Direct Housing (Weekly Change)
4240-CA	9/22/2015	3/22/2017	56
4263-LA	3/13/2016	9/13/2017	15 (-1)
4266-TX	3/19/2016	9/19/2017	78 (-2)
4273-WV	6/25/2016	12/26/2017	42
4277-LA	8/14/2016	2/14/2018	2152 (+156)
4285-NC	10/10/2016	4/10/2018	2



States with Currently Occupied Units

NPSC Activity

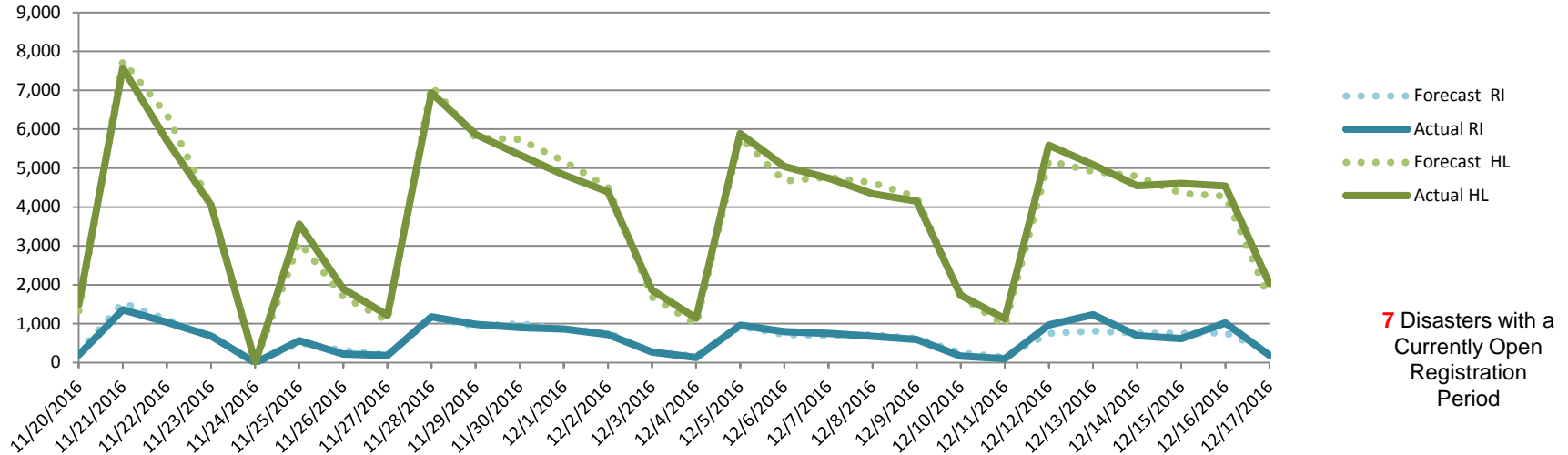


FEMA

NPSC Call Activity in the Past Week 12/11/2016 through 12/17/2016

Call Type	Projected Calls	Actual Calls	Average Speed of Answer	Maximum Delay Time
Registration Intake:	4,269	4,829	:29	9:52
Helpline:	26,107	27,522	:17	40:08
Combined:	30,376	32,351	:19	40:08

NPSC Call Forecasting and Actual Calls Over the Past 4 Weeks 11/20/2016 through 12/17/2016



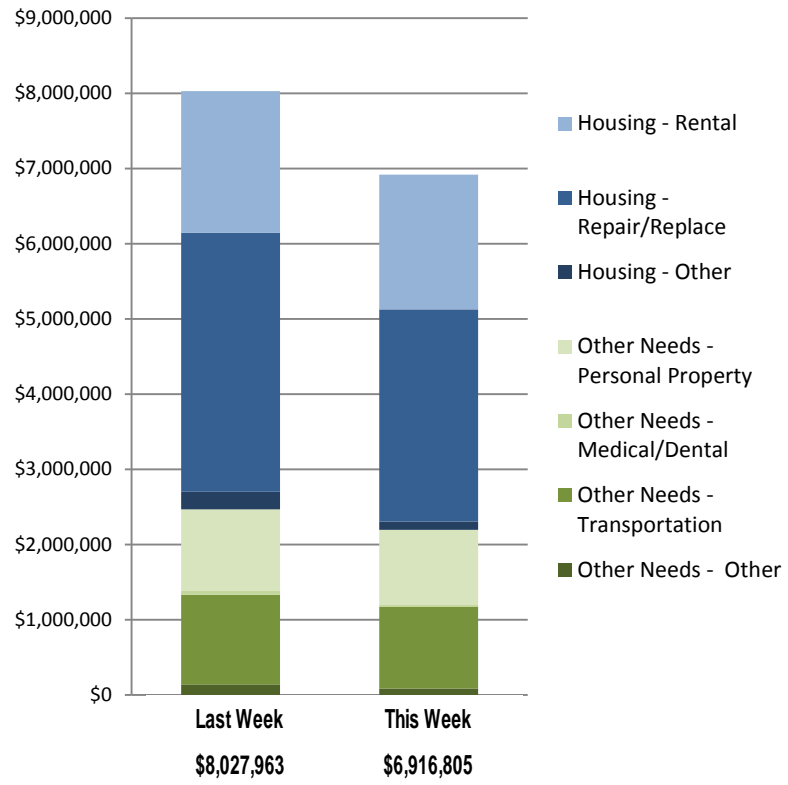
Individual Assistance Activity



	Individuals and Households Program Activity As Of: 12/19/16			
	In Past 7 Days		Cumulative	
	Applicants Approved	Amount Approved	Applicants Approved	Amount Approved
4283-FL	Declared	10-08-2016	End Of Req Period	12-16-2016
Housing Assistance	193	\$400,017.92	5,139	\$15,195,927.08
Other Needs Assistance	87	\$95,020.95	2,360	\$2,644,669.01
Total IHP		\$495,038.87		\$17,840,596.09
Average IHP				\$2,852
Total Max Grants				11
4284-GA	Declared	10-08-2016	End Of Req Period	12-16-2016
Housing Assistance	42	\$80,028.44	1,414	\$4,633,246.07
Other Needs Assistance	20	\$18,185.80	937	\$1,122,315.54
Total IHP		\$98,214.24		\$5,755,561.61
Average IHP				\$2,993
Total Max Grants				15
4285-NC	Declared	10-10-2016	End Of Req Period	01-09-2017
Housing Assistance	361	\$921,426.74	18,032	\$58,814,072.56
Other Needs Assistance	201	\$636,907.82	17,302	\$25,743,508.84
Total IHP		\$1,558,334.56		\$84,557,581.40
Average IHP				\$3,071
Total Max Grants				130
4286-SC	Declared	10-11-2016	End Of Req Period	12-13-2016
Housing Assistance	211	\$533,148.44	8,518	\$28,969,098.66
Other Needs Assistance	106	\$205,321.01	4,822	\$6,223,874.76
Total IHP		\$738,469.45		\$35,192,973.42
Average IHP				\$3,194
Total Max Grants				52
4290-MN	Declared	11-02-2016	End Of Req Period	01-30-2017
Housing Assistance	127	\$342,500.77	318	\$1,200,509.56
Other Needs Assistance	47	\$37,463.68	93	\$78,267.87
Total IHP		\$379,964.45		\$1,278,777.43
Average IHP				\$3,840
Total Max Grants				0
4291-VA	Declared	11-02-2016	End Of Req Period	01-03-2017
Housing Assistance	97	\$252,342.81	1,877	\$6,963,558.56
Other Needs Assistance	105	\$241,980.77	730	\$1,380,384.52
Total IHP		\$494,323.38		\$8,343,943.08
Average IHP				\$4,098
Total Max Grants				5
4293-TN	Declared	12-15-2016	End Of Req Period	02-13-2017
Housing Assistance	23	\$62,928.00	23	\$62,928.00
Other Needs Assistance	9	\$46,501.25	9	\$46,501.25
Total IHP		\$109,429.25		\$109,429.25
Average IHP				\$4,758
Total Max Grants				1
Total IHP Approved in Past Week		\$6,916,805.34		

Open Registration Period

IHP Approved per Category in the Past 2 Weeks – 12/05/2016 through 12/19/2016





FEMA

FEMA's mission is to support our citizens and first responders to ensure that as a nation we work together to build, sustain, and improve our capability to prepare for, protect against, respond to, recover from, and mitigate all hazards.