

The Disaster Center is dedicated to the idea that disaster mitigation is cost effective and individuals pursuing their own interest are the greatest potential force for disaster reduction.

Please consider making a small donation to the Disaster Center



When disaster mitigation is cost effective, we are on the road to bringing disasters to an end.



FEMA

Daily Operations Briefing

Tuesday, December 13, 2016

8:30 a.m. EST

Significant Activity – Dec 12-13



Significant Events: None

Significant Weather:

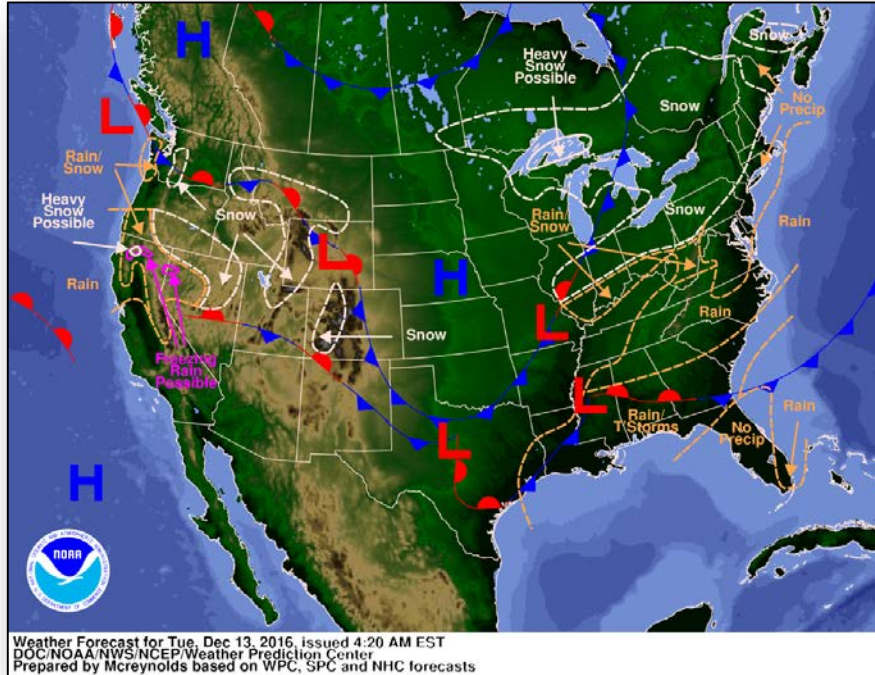
- Freezing rain – Central Appalachians, Southern Maine
- Heavy snow – Cascades, Northern/Central Rockies, Upper Midwest, Great Lakes and northern New England
- Heavy rain and possible flooding – northern California
- Heavy rain and gale-force winds – western Alaska
- Much below normal temperatures – Midwest and Upper Mississippi River Valley
- Space Weather – Past 24 hours – none; next 24 hours – none predicted

Tropical Activity Western Pacific: No activity affecting U.S. interests

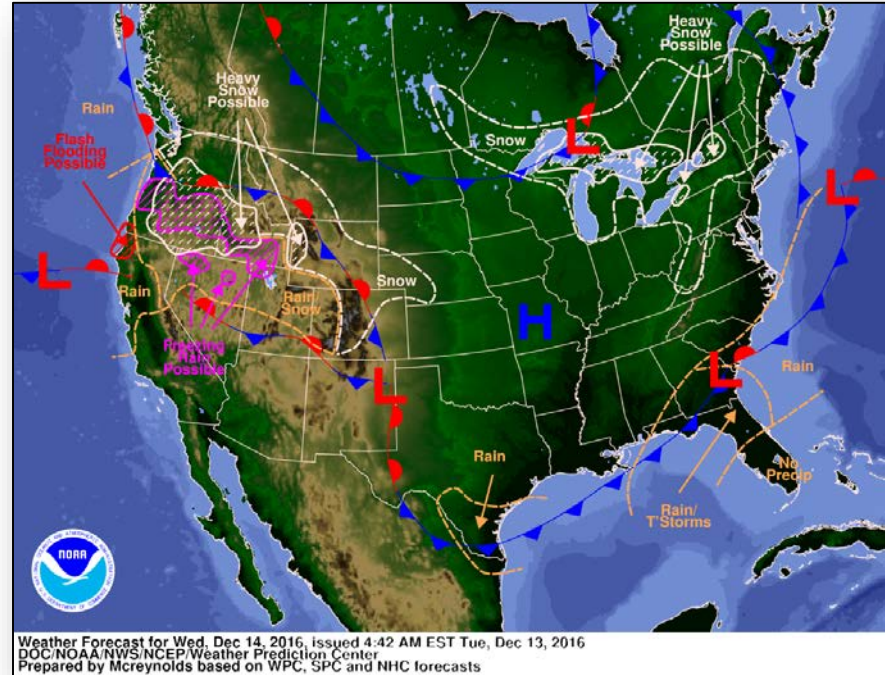
Earthquake Activity: No significant activity affecting U.S. interests

Declaration Activity: None

National Weather Forecast



Today

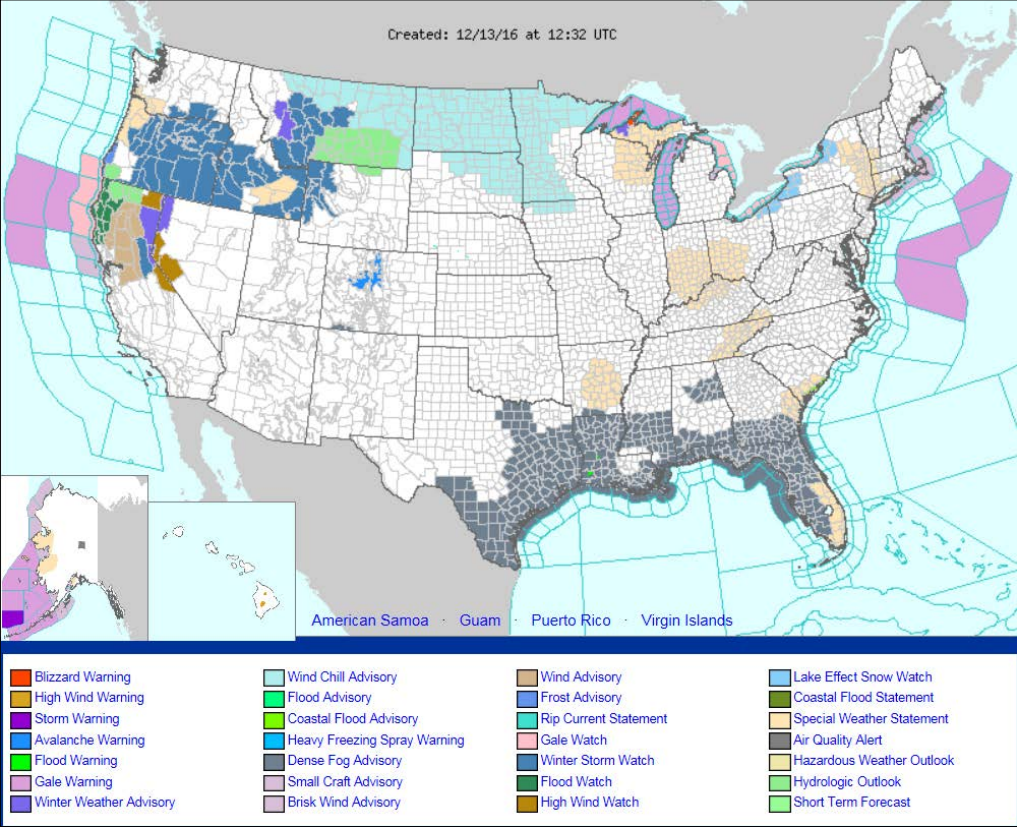


Tomorrow

Active Watches and Warnings



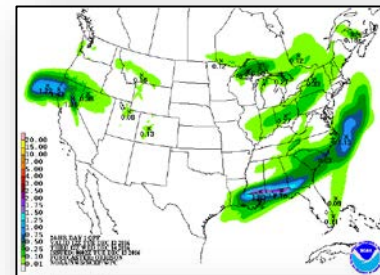
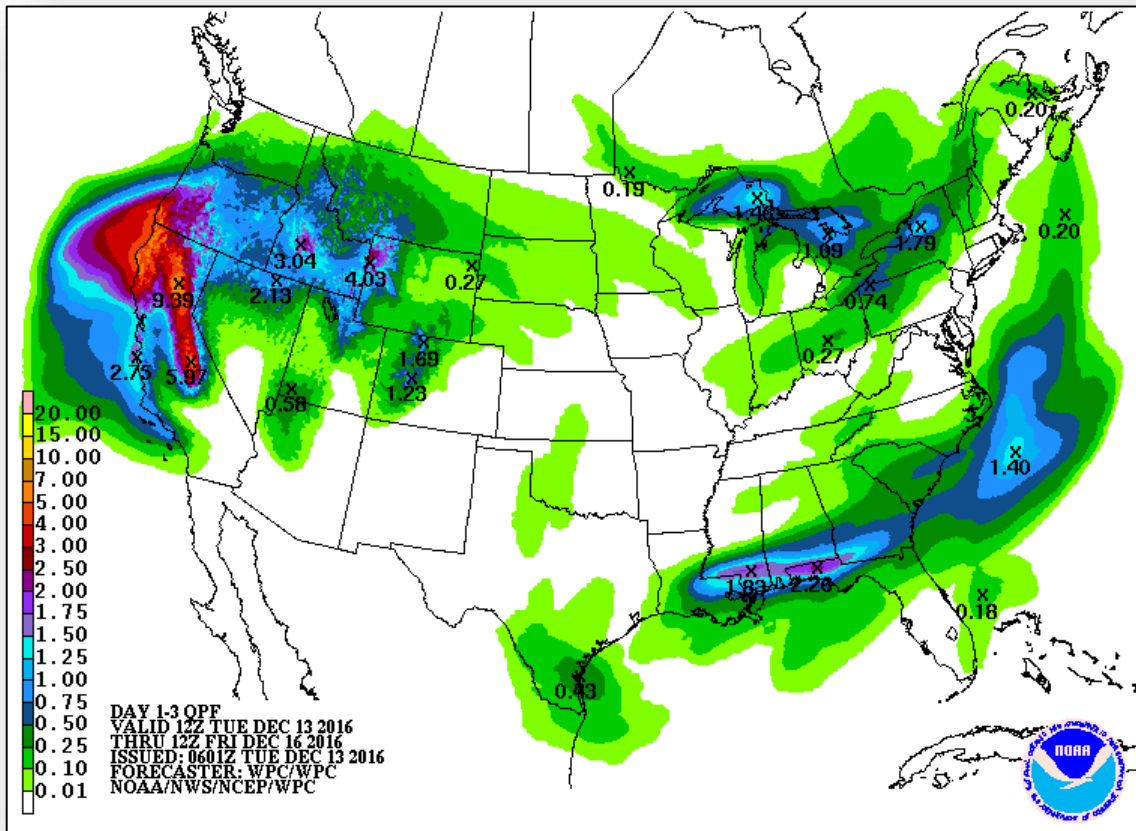
FEMA



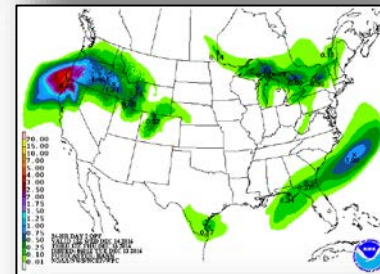
Precipitation Forecast – Days 1-3



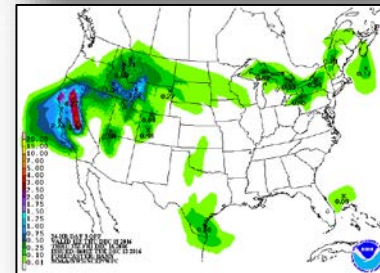
FEMA



Day 1



Day 2

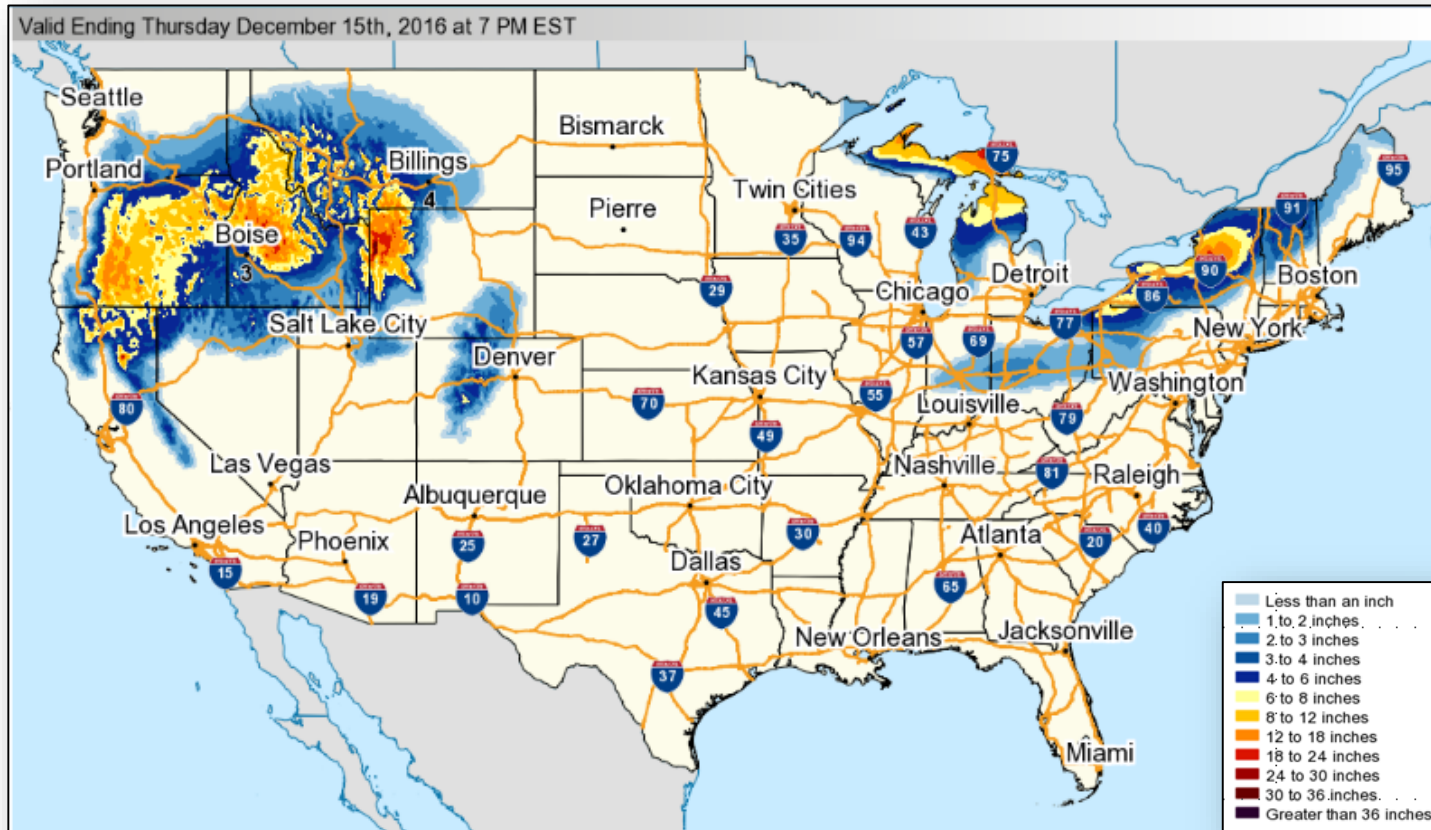


Day 3

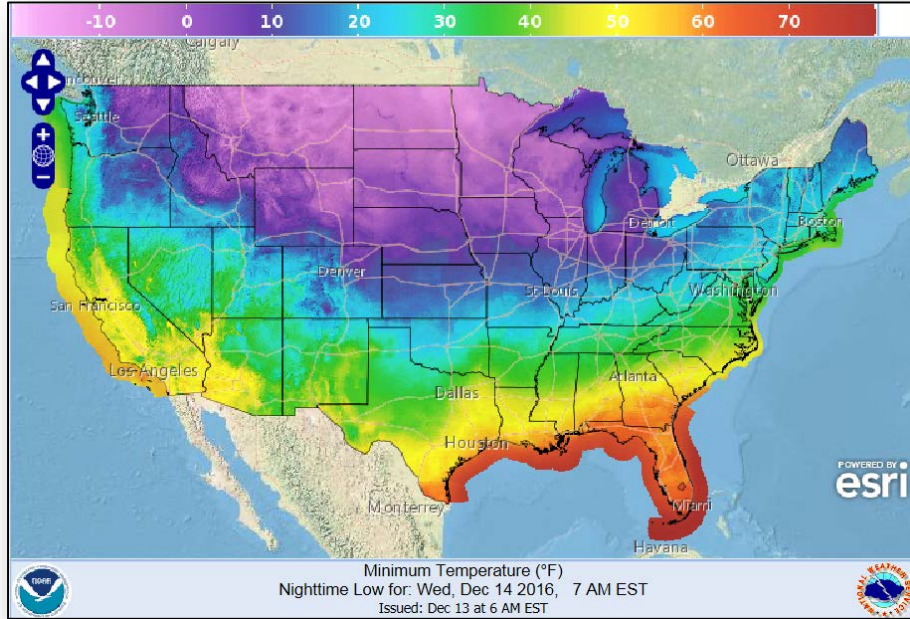
Forecast Snowfall



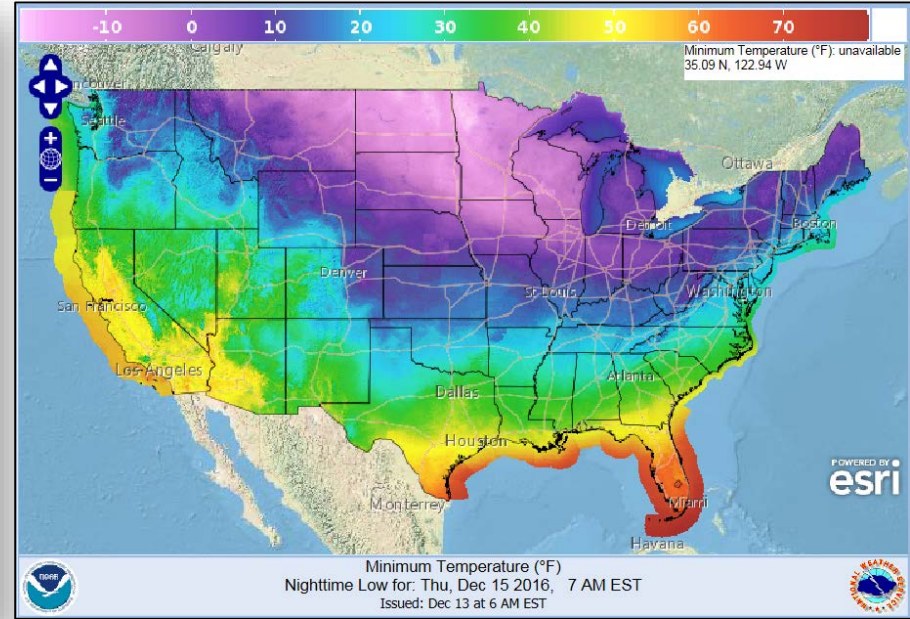
FEMA



Forecast Lows



Forecast Lows – Next 24 Hours

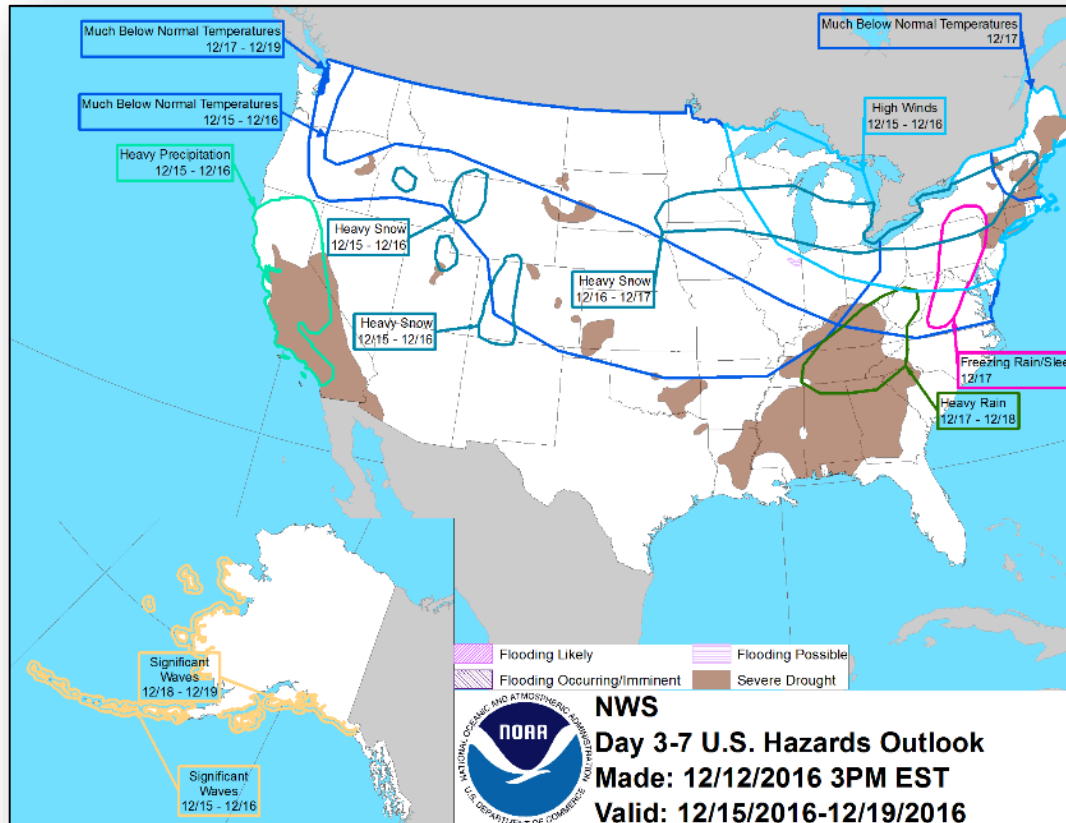


Forecast Lows – Thursday Night / Friday Morning

Hazards Outlook – Dec 15-19



FEMA



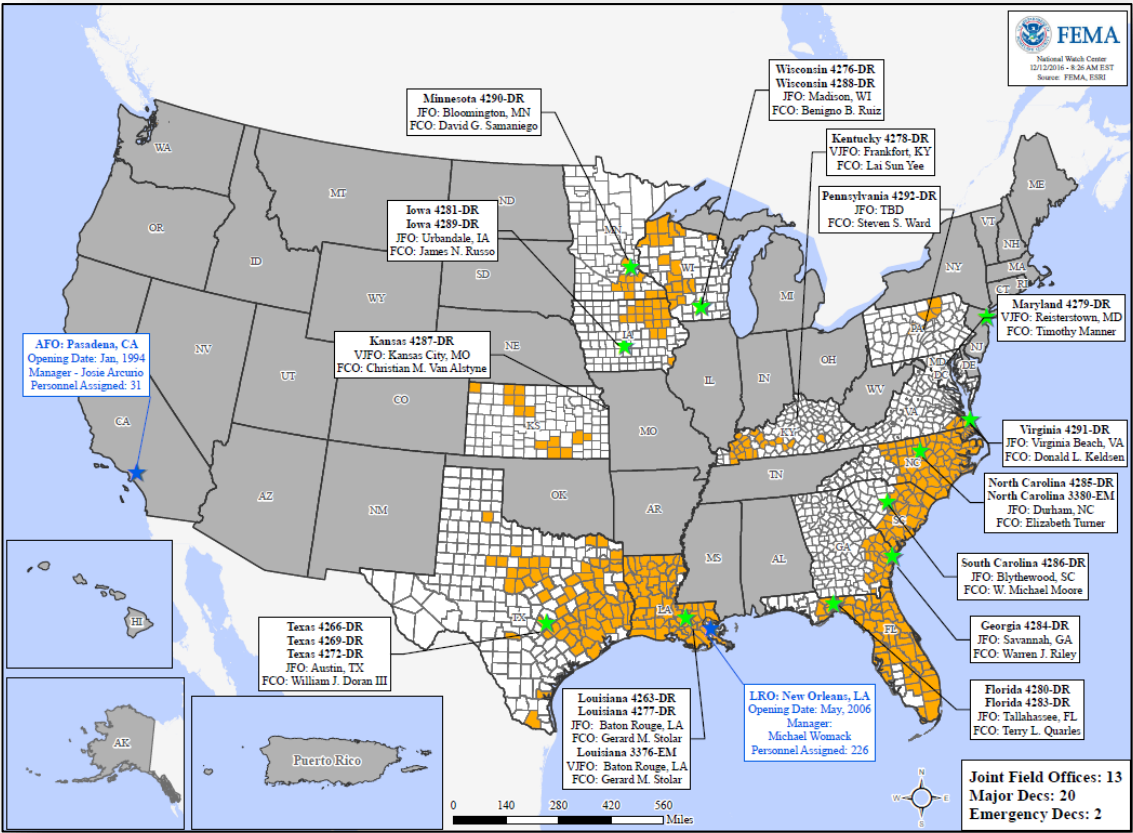
Disaster Requests & Declarations



FEMA

Declaration Requests in Process		Requests APPROVED (since last report)	Requests DENIED (since last report)
1	Date Requested	0	0
TN – DR Severe Storms, Straight-line Winds, Tornadoes, Landslides, Drought, and Wildfires	December 9, 2016		

Open Field Offices



Readiness – Deployable Teams and Assets



Resource	Status	Total	FMC Available		Partially Available	Not Available	Detailed, Deployed, Activated	Comments	Rating Criteria																
National IMAT		3	2	66%	0	0	1	East 2 to LA (DR-4277)	Green = 3 Teams Available Yellow = 1 - 2 Teams Available Red = 0 Teams Available <i>N-IMAT red if 50% of Section Chiefs or Team Leader unavailable for deployment.</i>																
Regional IMAT		13	7	53%	0	0	6	Deployed: Region II to CA for CERTEX Region III to VA (DR-4291) Region IV-1 to NC (DR-4285) Region IV-2 to FL (DR-4280/4283) <i>Redeploying Dec 16</i> Region V to MN (DR-4290) Region VII to IA (DR-4281)	Green = > 6 Teams Available Yellow = 4 - 6 Teams Available Red = < 4 Teams Available <i>R-IMAT also red if TL or Ops / Log Chief is unavailable & has no qualified replacement</i>																
FCO		34	10	29%	0	1	23		OCD Readiness <table border="1"> <thead> <tr> <th>FCO</th> <th>Green</th> <th>Yellow</th> <th>Red</th> </tr> </thead> <tbody> <tr> <td>Type 1</td> <td>3+</td> <td>2</td> <td>1</td> </tr> <tr> <td>Type 2</td> <td>4+</td> <td>3</td> <td>2</td> </tr> <tr> <td>Type 3</td> <td>4+</td> <td>3</td> <td>2</td> </tr> </tbody> </table>	FCO	Green	Yellow	Red	Type 1	3+	2	1	Type 2	4+	3	2	Type 3	4+	3	2
FCO	Green	Yellow	Red																						
Type 1	3+	2	1																						
Type 2	4+	3	2																						
Type 3	4+	3	2																						
FDRC		11	3	27%	0	2	6		<table border="1"> <thead> <tr> <th>FDRC</th> <th>Green</th> <th>Yellow</th> <th>Red</th> </tr> </thead> <tbody> <tr> <td></td> <td>3</td> <td>2</td> <td>1</td> </tr> </tbody> </table>	FDRC	Green	Yellow	Red		3	2	1								
FDRC	Green	Yellow	Red																						
	3	2	1																						
US&R		28	28	100%	0	0	0		Green = > 66% Available Yellow = 33% - 66% Available Red = < 33% Available																
MERS		18	18	100%	0	0	0	Assets are supporting: Denver MERS to MN (DR-4290)	Green = > 66% Available Yellow = 33% - 66% Available Red = < 33% Available																

MERS Availability Summary



FEMA

Legend	> 66%	< 66% & > 33%	< 33%			
	<table border="1"> <thead> <tr> <th>Personnel Availability</th> <th>Equipment Availability</th> <th>% Deployed</th> </tr> </thead> </table>		Personnel Availability	Equipment Availability	% Deployed	
Personnel Availability	Equipment Availability	% Deployed				
Bothell MERS	94%	100%	0%			
Denton MERS	91%	69%	0%			
Denver MERS	91%	87%	6%			
Frederick MERS	87%	100%	0%			
Maynard MERS	78%	100%	0%			
Thomasville MERS	94%	92%	0%			
<i>Disaster Emergency Communications Division</i>						
Overall MERS Availability	89%	91%	1%			

Readiness – National and Regional Teams



FEMA

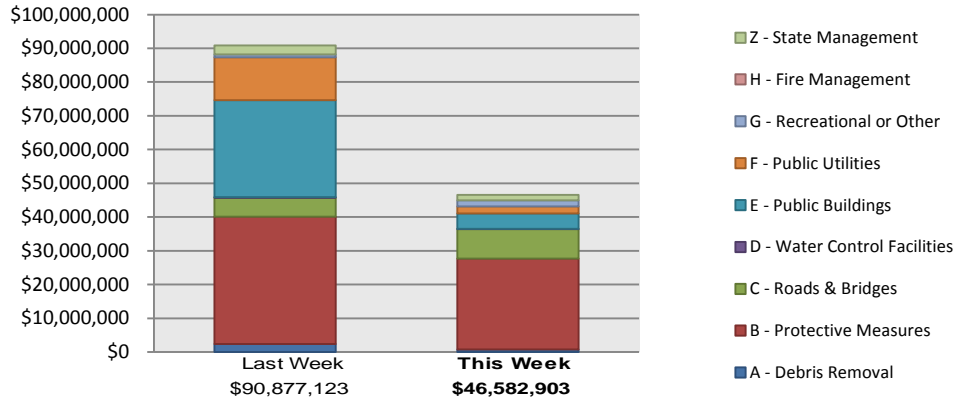
Resource	Status	Total	FMC Available		Partially Available	Not Available	Status	Comments	Rating Criteria
NWC	Green	5	5	100%	0	0	Watch / Steady State		<ul style="list-style-type: none"> • Green = FMC • Yellow = PMC • Red = NMC
NRCC	Green	2	2	100%	0	0	Not Activated		
HLT	Green	1	1	100%	0	0	Not Activated		
RRCCs	Green	10	10	100%	0	0	Not Activated		
RWCs/MOCs	Green	10	10	100%	0	0	Watch / Steady State		

Public Assistance Grant Program



PA Project Worksheets Obligated in past week, as of 12/12/16 at 1500 EDT										
PA Category	Emergency Work		Permanent Work					H - Fire Management	Z - State Management	Total
	A - Debris Removal	B - Protective Measures	C - Roads & Bridges	D - Water Control Facilities	E - Public Buildings	F - Public Utilities	G - Recreational or Other			
Number Of PWs Obligated	24	110	152	3	41	23	32	0	8	393
Federal Share Obligated	\$732,628	\$26,949,924	\$8,738,885	\$76,070	\$4,528,238	\$2,170,486	\$1,788,171	\$0	\$1,598,502	\$46,582,903

Public Assistance Obligated per Category In the Past 2 Weeks – 11/28/2016 through 12/12/2016



PA Highlights

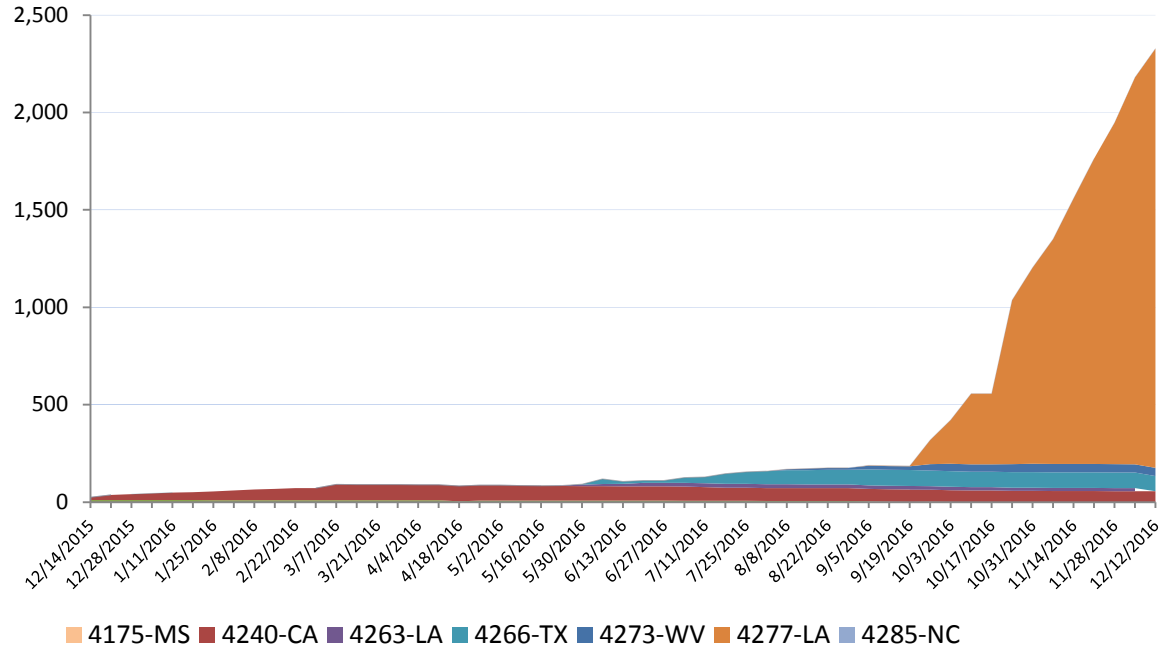
- None at this time.

Direct Housing

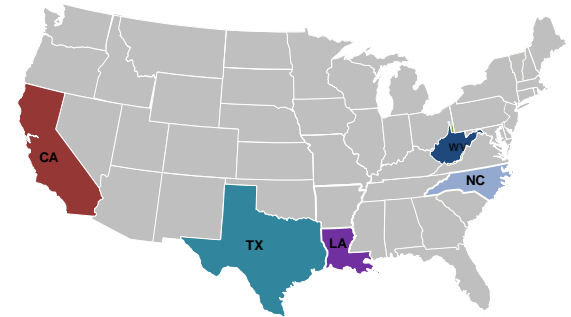


Total Households in FEMA Direct Housing per State

Past Year per Week, 12/14/2015 – 12/12/2016, There are currently **2,345** Households Occupying **2,345** Temporary Units



DR	IA Declaration Date	Program End Date	Current # of Households in Direct Housing (Weekly Change)
4240-CA	9/22/2015	3/22/2017	56
4263-LA	3/13/2016	9/13/2017	15 (-1)
4266-TX	3/19/2016	9/19/2017	78 (-2)
4273-WV	6/25/2016	12/26/2017	42
4277-LA	8/14/2016	2/14/2018	2152 (+156)
4285-NC	10/10/2016	4/10/2018	2



States with Currently Occupied Units

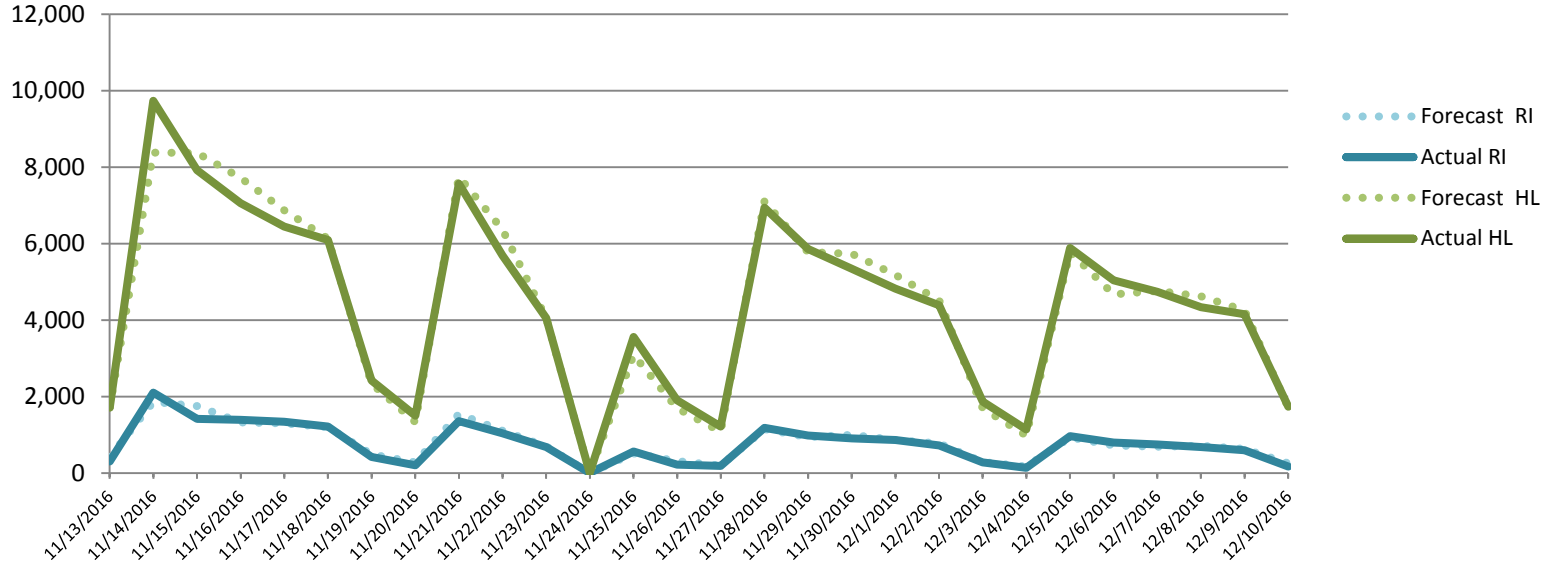
NPSC Activity



NPSC Call Activity in the Past Week 12/04/2016 through 12/10/2016

Call Type	Projected Calls	Actual Calls	Average Speed of Answer	Maximum Delay Time
Registration Intake:	5,203	5,106	:15	8:42
Helpline:	31,079	30,437	:12	12:08
Combined:	36,282	35,543	:12	12:08

NPSC Call Forecasting and Actual Calls Over the Past 4 Weeks 11/13/2016 through 12/10/2016

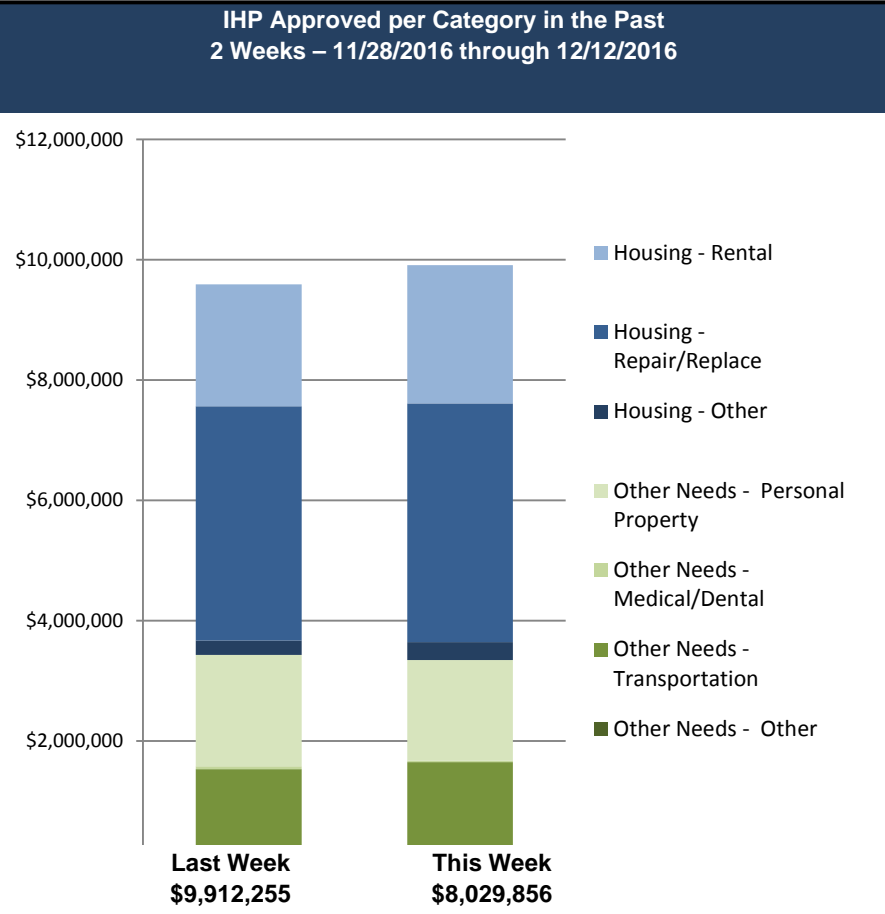


6 Disasters with a Currently Open Registration Period

Individual Assistance Activity



	Individuals and Households Program Activity As Of: 12/12/16				
	In Past 7 Days			Cumulative	
		Applicants Approved	Amount Approved	Applicants Approved	Amount Approved
Open Registration Period	4283-FL Declared 10-08-2016 End Of Reg Period 12-16-2016				
	Housing Assistance	175	\$350,385.15	4,982	\$14,795,909.16
	Other Needs Assistance	101	\$121,871.40	2,280	\$2,549,648.06
	Total IHP	\$472,256.55		\$17,345,557.22	
	Average IHP			\$2,860	
	Total Max Grants			11	
Open Registration Period	4284-GA Declared 10-08-2016 End Of Reg Period 12-16-2016				
	Housing Assistance	55	\$97,929.71	1,377	\$4,553,217.63
	Other Needs Assistance	35	\$20,577.89	919	\$1,104,129.74
	Total IHP	\$118,507.60		\$5,657,347.37	
	Average IHP			\$3,019	
	Total Max Grants			15	
Open Registration Period	4285-NC Declared 10-10-2016 End Of Reg Period 01-09-2017				
	Housing Assistance	403	\$1,029,585.11	17,827	\$57,892,645.82
	Other Needs Assistance	318	\$763,521.89	17,165	\$25,106,601.02
	Total IHP	\$1,793,107.00		\$82,999,246.84	
	Average IHP			\$3,044	
	Total Max Grants			129	
Open Registration Period	4286-SC Declared 10-11-2016 End Of Reg Period 12-13-2016				
	Housing Assistance	294	\$723,481.50	8,355	\$28,437,843.06
	Other Needs Assistance	157	\$226,528.40	4,740	\$6,018,553.75
	Total IHP	\$950,009.90		\$34,456,396.81	
	Average IHP			\$3,185	
	Total Max Grants			49	
Open Registration Period	4290-MN Declared 11-02-2016 End Of Reg Period 01-30-2017				
	Housing Assistance	159	\$656,827.76	195	\$858,008.79
	Other Needs Assistance	41	\$34,110.22	48	\$40,804.19
	Total IHP	\$690,937.98		\$898,812.98	
	Average IHP			\$4,517	
	Total Max Grants			0	
Open Registration Period	4291-VA Declared 11-02-2016 End Of Reg Period 01-03-2017				
	Housing Assistance	117	\$315,765.93	1,809	\$6,711,215.95
	Other Needs Assistance	71	\$144,395.99	668	\$1,138,403.75
	Total IHP	\$460,161.92		\$7,849,619.70	
	Average IHP			\$4,005	
	Total Max Grants			4	
Other IHP Active	11 Declarations IHP Programmatically Open - Closed Registration *				
	Housing Assistance	702	\$2,385,790.49		
	Other Needs Assistance	351	\$1,159,084.40		
	Total IHP	\$3,544,874.89			
	Total IHP Approved in Past Week		\$8,029,855.84		





FEMA

FEMA's mission is to support our citizens and first responders to ensure that as a nation we work together to build, sustain, and improve our capability to prepare for, protect against, respond to, recover from, and mitigate all hazards.