

The Disaster Center is dedicated to the idea that disaster mitigation is cost effective and individuals pursuing their own interest are the greatest potential force for disaster reduction.

Please consider making a small donation to the Disaster Center



When disaster mitigation is cost effective, we are on the road to bringing disasters to an end.



FEMA

Daily Operations Briefing

Wednesday, May 18, 2016

8:30 a.m. EDT

Significant Activity: May 17-18



Significant Events: Hurricane Preparedness Week May 15-21, 2016

Significant Weather:

- Severe Thunderstorms & Flash Flooding – Southern Plains
- Rain and Thunderstorms – Northern Intermountain & Great Basin, Southwest, Central/Southern Plains to Southeast
- Rain and Snow – Pacific Northwest, Northern Intermountain & Northern/Central Rockies
- Rain – Pacific Northwest & Ohio Valley to Mid-Atlantic
- Red Flag Warning – None
- Critical/Elevated Fire Weather – None; Isolated Dry Thunderstorms – AZ & NM
- Space Weather – None observed past 24 hours; None predicted next 24 hours

Tropical Activity: No activity affecting U.S. or its territories

Earthquake Activity: No significant activity

Declaration Activity: None

Hurricane Preparedness Week

May 15-21, 2016

Assemble Disaster Supplies:

- Have enough non-perishable food, water, and medicine to last for each person – One Week Minimum
- Cash, Batteries, and Flashlights
- Cell Phone charging packs help extend battery life – Think solar powered USB Chargers
- Fill your car up
- 30 Days of medication

<https://www.ready.gov/make-a-plan>

5 THINGS TO KNOW ABOUT GETTING YOUR HURRICANE SUPPLIES



1 Food/Water - Get supplies well in advance, enough for each person for at least one week.



2 Medicine/First-aid - Have 30 days worth of medicines and medical supplies. Fill prescriptions before the storm.



3 Communications - Have extra batteries or portable chargers for your cell phones and batteries for your radios.



4 Gas - Fill up your car or a gas can beforehand. If the power goes out, you will be unable to pump gas.

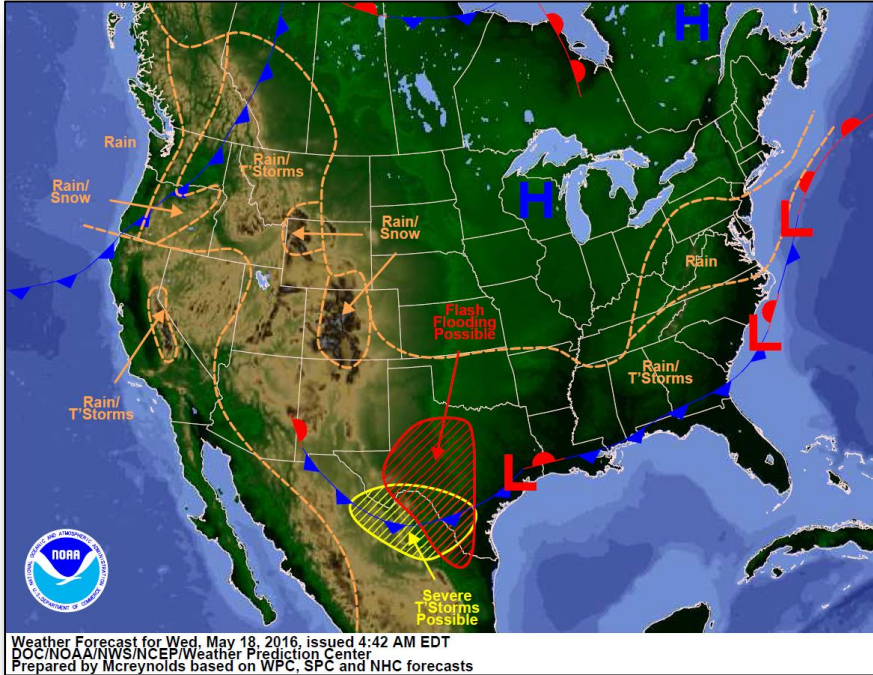


5 Money - Have cash on hand. With no electricity, ATMs and credit cards will not work.

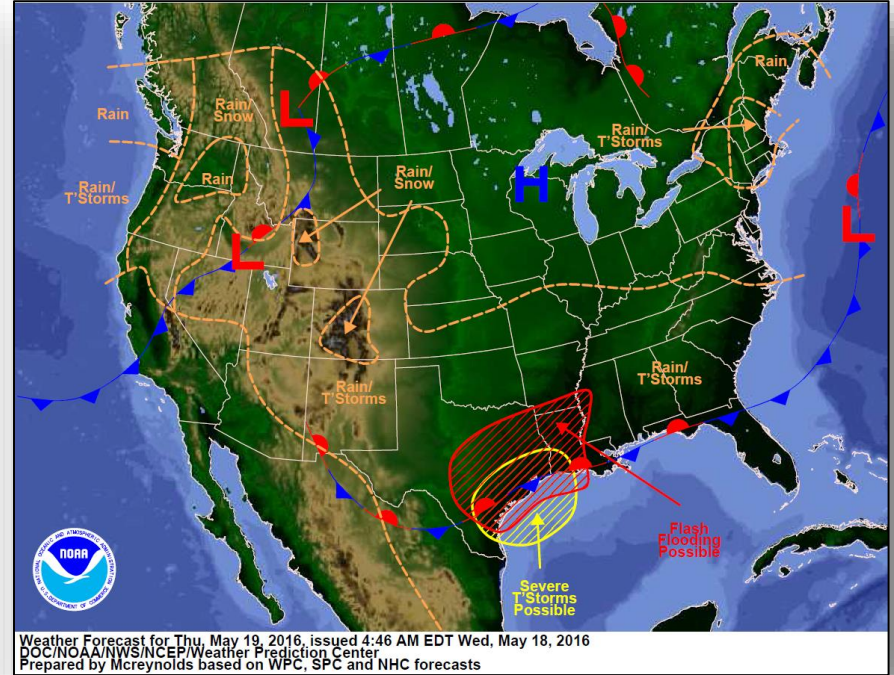


For more Hurricane Safety Information, visit [weather.gov/hurricanesafety](https://www.weather.gov/hurricanesafety)

National Weather Forecast

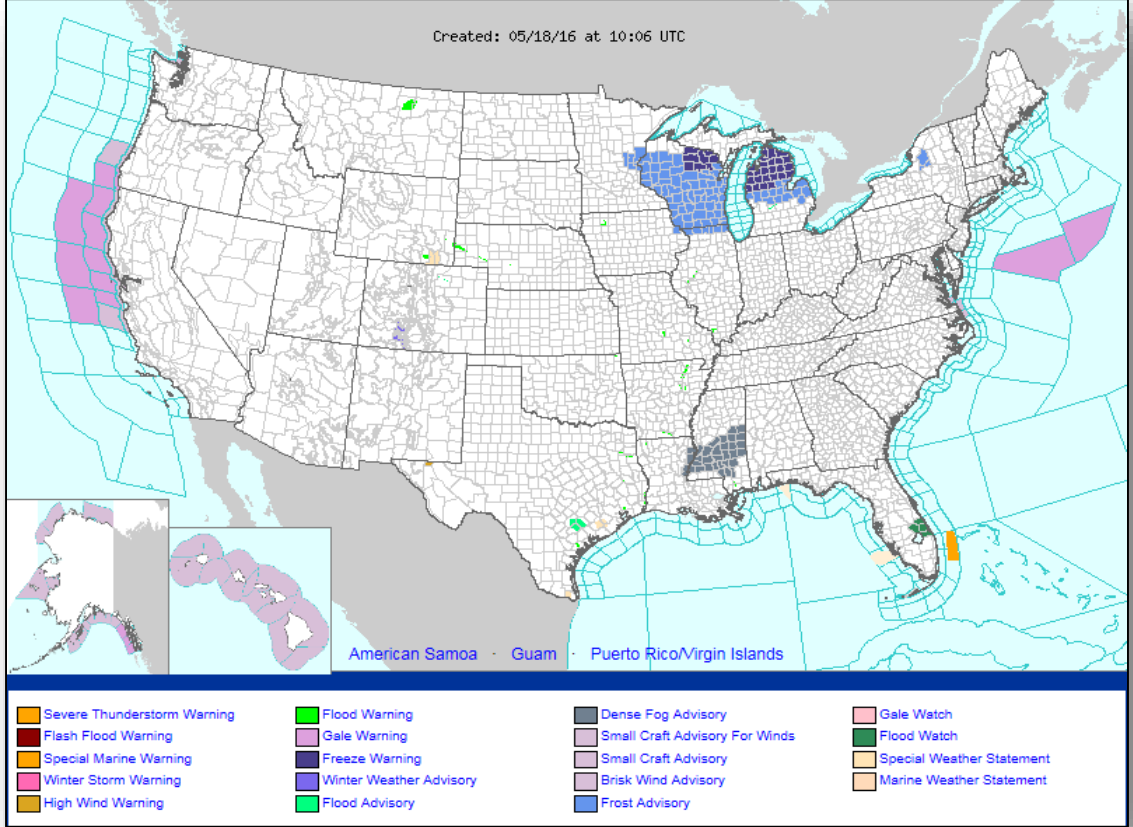


Today

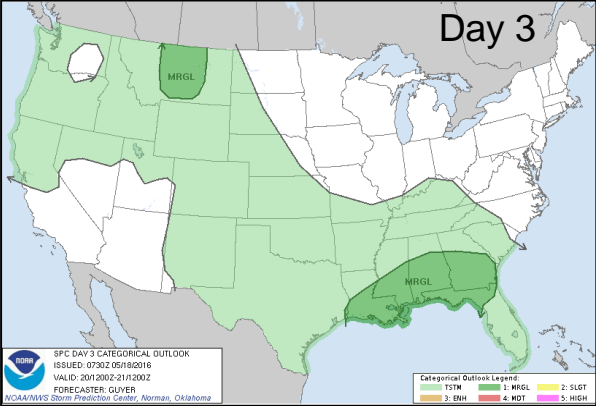
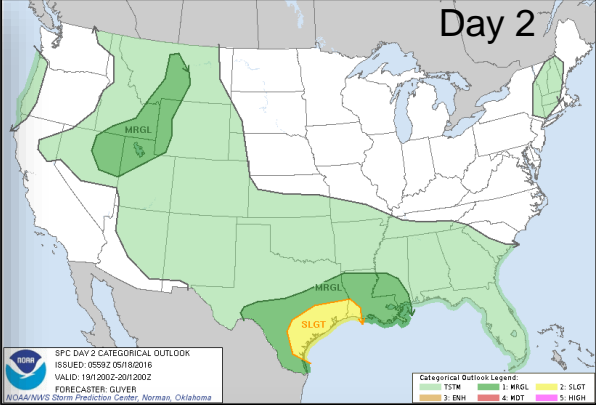
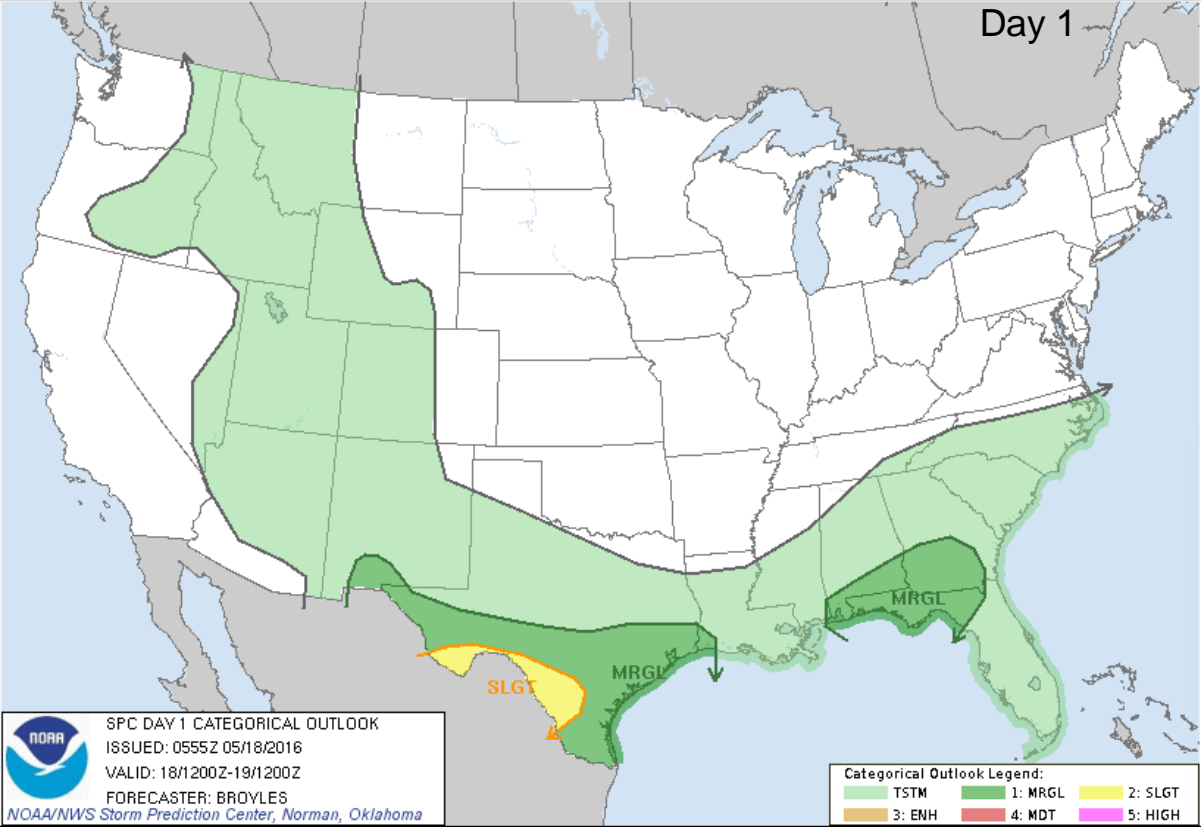


Tomorrow

Active Watches/Warnings

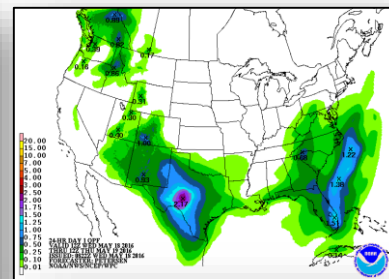
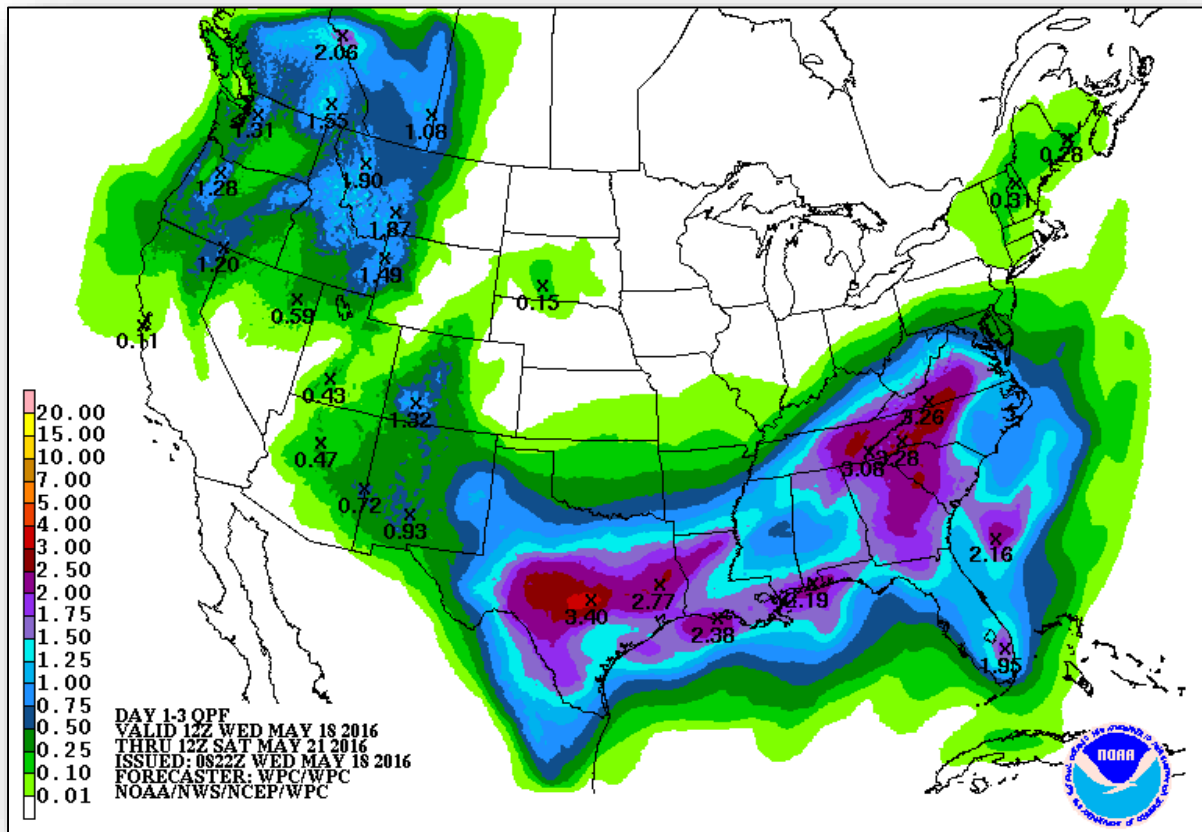


Severe Weather Outlook, Days 1-3

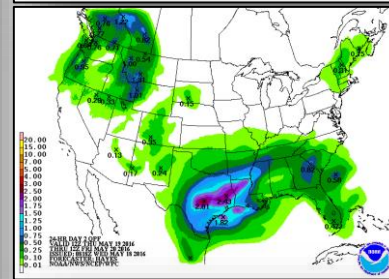




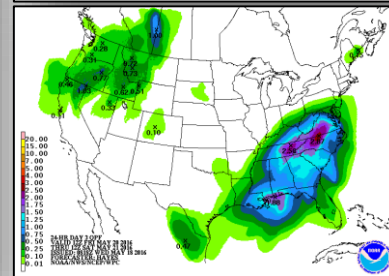
Precipitation Forecast, 1-3 Day



Day 1

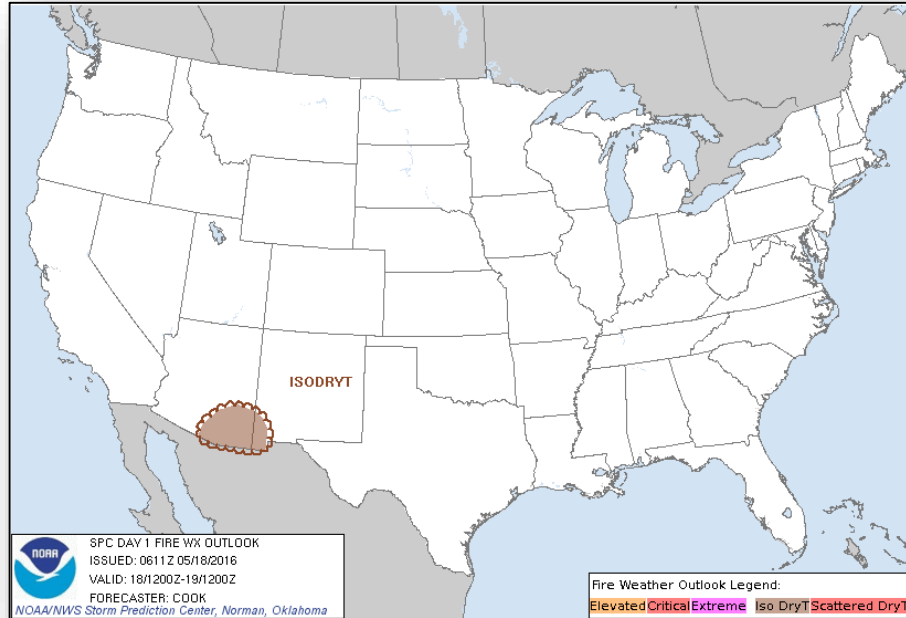


Day 2

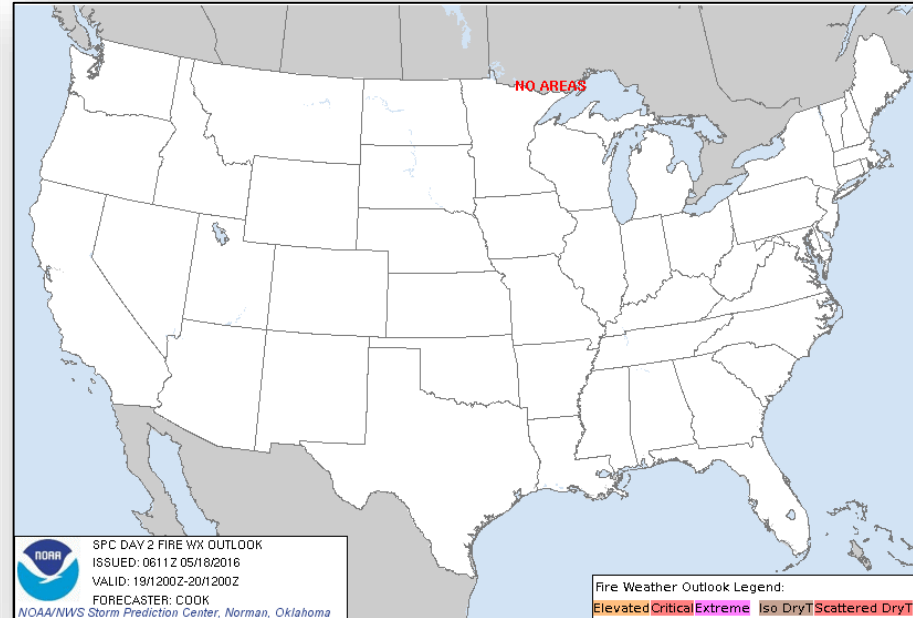


Day 3

Fire Weather Outlook



Day 1

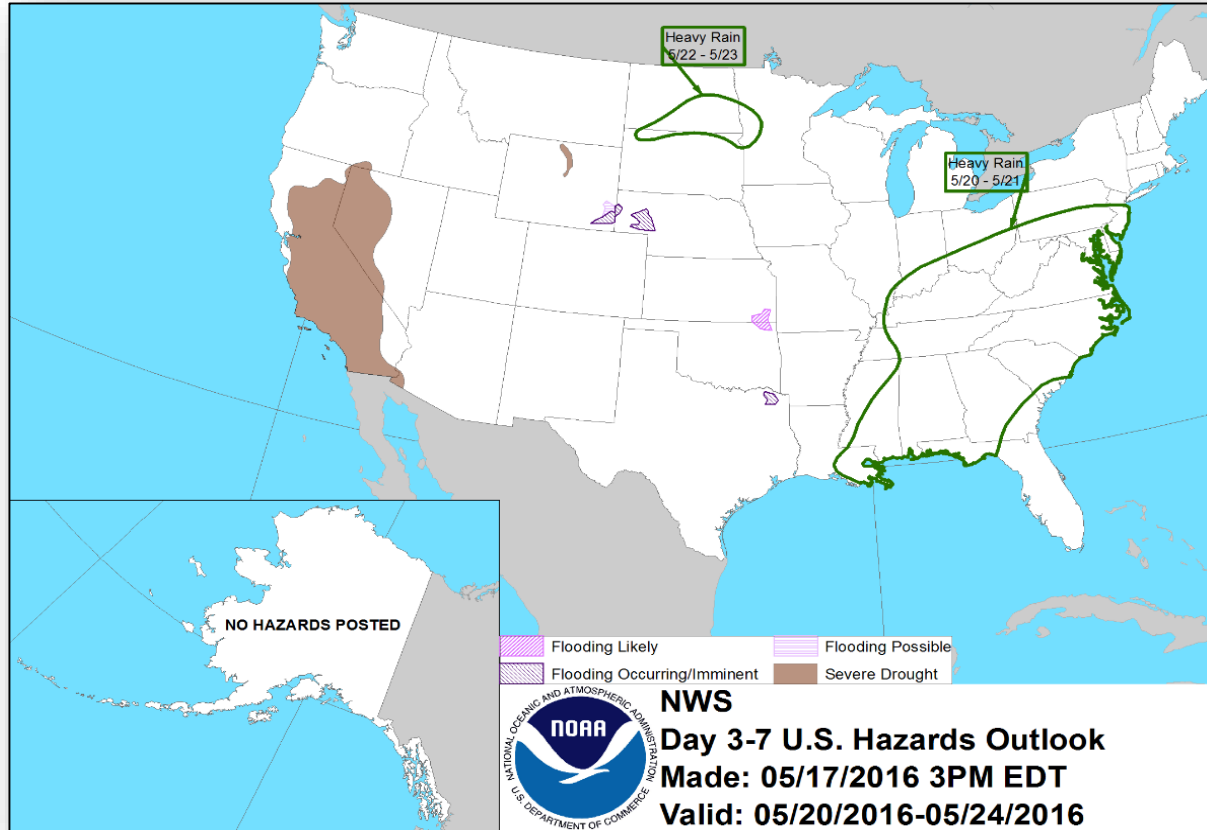


Day 2

Hazard Outlook May 20-24





FEMA





Space Weather

	Past 24 Hours	Current	Next 24 Hours
Space Weather Activity	None	None	None
Geomagnetic Storms	None	None	None
Solar Radiation Storms	None	None	None
Radio Blackouts	None	None	None



Disaster Requests & Declarations

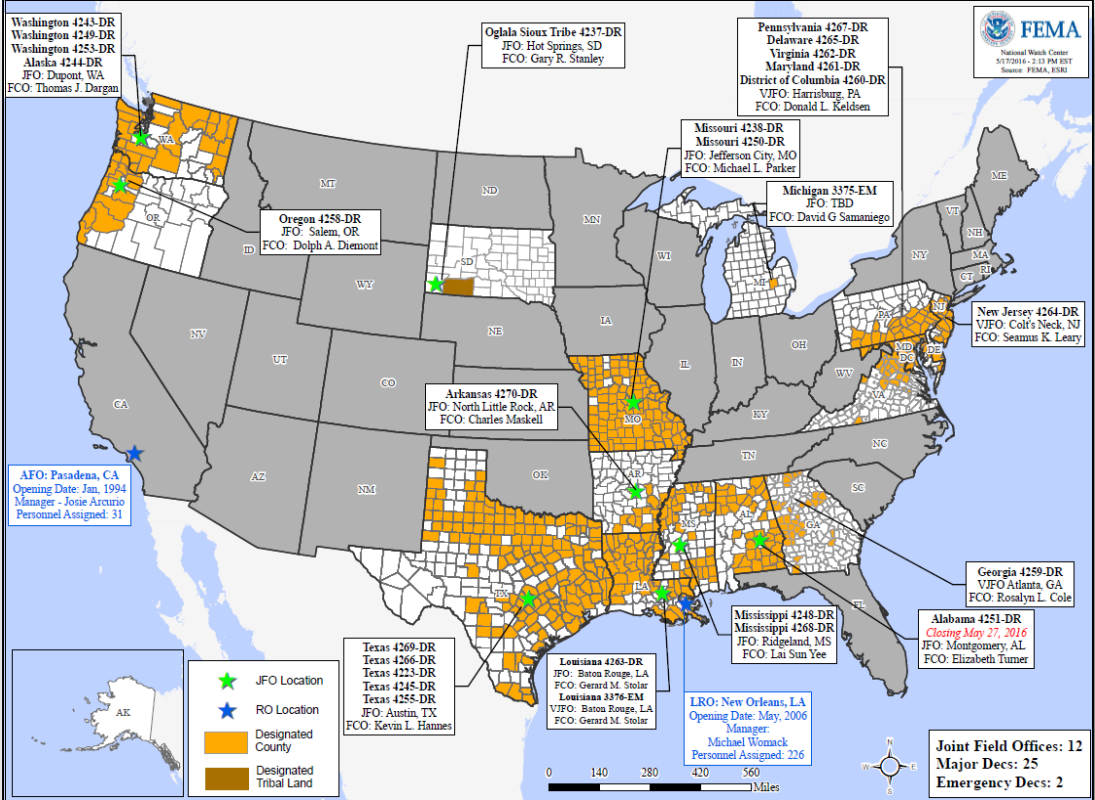


Declaration Requests in Process		Requests APPROVED (since last report)	Requests DENIED (since last report)
5	Date Requested	0	0
Virginia – (Appeal) DR for Severe Storm and Tornadoes	April 29, 2016		
Los Coyotes Band of Cahuilla and Cupeno Indians – DR for Severe Storm and Flooding	May 10, 2016		
Montana – DR for Severe Winter Storm and Straight-line winds April 15-16, 2016	May 12, 2016		
Mississippi – DR for Severe Storms and Flooding April 28, 2016 – May 2, 2016	May 13, 2016		
Louisiana – (Appeal) DR for Flooding	May 17, 2016		

Open Field Offices as of May 18, 2016



FEMA



Joint Preliminary Damage Assessments



Region	State / Location	Event	I/PA	Number of Counties		Start – End
				Requested	Complete	
VI	OK	Severe Storms, Flooding, Tornadoes, and Straight-Line Winds (May 9 – May 10)	IA	3 Counties	0	5/18 – TBD
VIII	WY	Flooding (May 6, 2016 – continuing)	IA	1 County 2 Tribes	0	5/16 – TBD
			PA	1 County 2 Tribes	0	TBD

FEMA Readiness – Deployable Teams/Assets

Deployable Teams/Assets									
Resource	Status	Total	FMC Available		Partially Available	Not Available	Detailed, Deployed, Activated	Comments	Rating Criterion
FCO		33	16	48%	0	1	16		OFDC Readiness: FCO Green Yellow Red Type 1 3+ 2 1 Type 2 4+ 3 2 Type 3 4 3 2 FDRC 3 2 1
FDRC		9	4	44%	0	0	5		
US&R		27	27	100%	0	0	0		<ul style="list-style-type: none"> • Green = Available/FMC • Yellow = Available/PMC • Red = Out-of-Service • Blue = Assigned/Deployed
National IMAT		3	3	100%	0	0	0		<ul style="list-style-type: none"> • Green: 3 available • Yellow: 1-2 available • Red: 0 avail (<i>Individual N-IMAT red if 50% of Section Chiefs and/or Team Leader is unavailable for deployment.</i>)
Regional IMAT		13	10	77%	0	0	3	<u>Deployed:</u> RV to MI (3375-MI) RVI Team 1 to TX (4266-TX); Team 2 to LA (4263-LA)	<ul style="list-style-type: none"> • Green: >6 teams available • Yellow: 4 - 6 teams available • Red: < 4 teams available <i>R-IMAT also red if TL Ops/Log Chief is unavailable & has no qualified replacement</i>
MERS Teams		18	16	89%	0	0	2	<u>Deployed:</u> Denton: 2 teams to TX	<ul style="list-style-type: none"> • Green = >66% available • Yellow = 33% to 66% available • Red = <33% available

FEMA Readiness – National/Regional Teams



National/Regional Teams									
Resource	Status	Total	FMC Available		Partially Available	Not Available	Status	Comments	Rating Criterion
NWC		5	5	100%	0	0	Watch/ Steady state		<ul style="list-style-type: none"> • Green = FMC • Yellow = PMC • Red = NMC
NRCC		2	344	89%	0	44	Not Activated		
HLT		1	N/A	N/A	0	0	Not Activated		
DEST							Not Activated		
RRCCs		10	10	100%	0	0	Not Activated		
RWCs/MOCs		10	10	100%	0	0	Not Activated		



FEMA

FEMA's mission is to support our citizens and first responders to ensure that as a nation we work together to build, sustain, and improve our capability to prepare for, protect against, respond to, recover from, and mitigate all hazards.