

The Disaster Center is dedicated to the idea that disaster mitigation is cost effective and individuals pursuing their own interest are the greatest potential force for disaster reduction.

Please consider making a small donation to the Disaster Center



When disaster mitigation is cost effective, we are on the road to bringing disasters to an end.



FEMA

Daily Operations Briefing

Tuesday, May 17, 2016

8:30 a.m. EDT

Hurricane Preparedness Week

May 15-21, 2016

Secure an Insurance Check-up

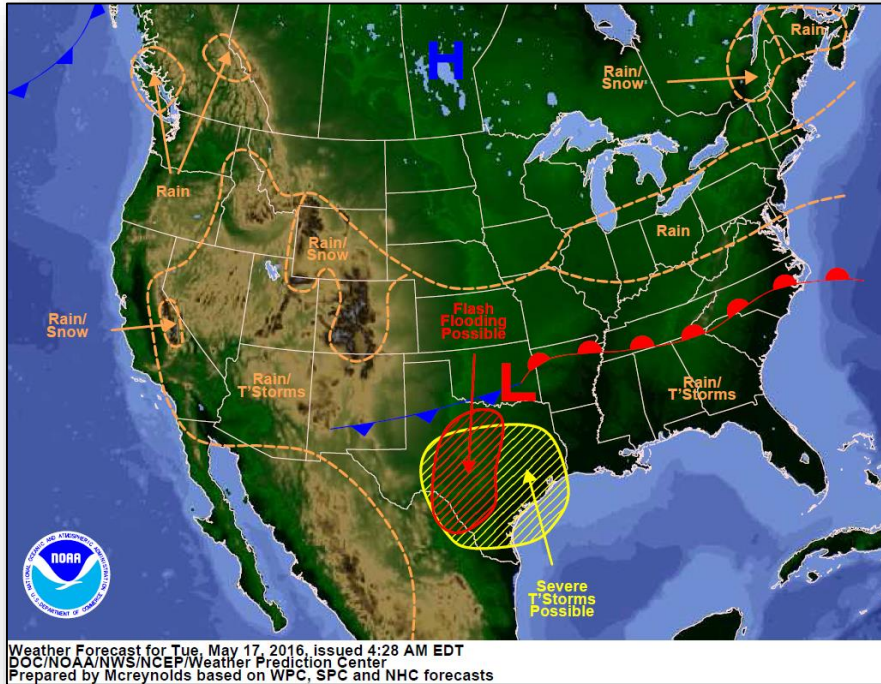
- Call your insurance company for an insurance check-up to make sure you have enough homeowners insurance to repair or even replace your home
- Act now as flood insurance requires a 30-day waiting period
- Visit the National Flood Insurance Program at www.floodsmart.gov
- Prepare your home and vehicles according to your specific insurance policies to ensure damages are covered
- Know where your insurance documents and contact information are located

5 THINGS TO KNOW ABOUT UPDATING YOUR INSURANCE

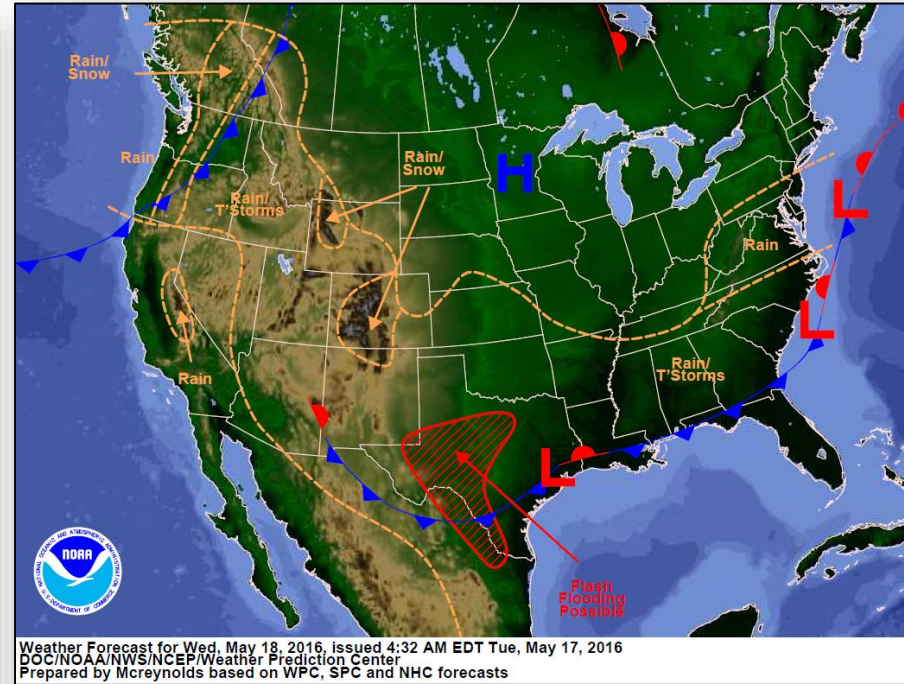


- 1** Have an insurance checkup with your agent once a year, well before hurricane season, whether you own or rent. 
- 2** Make sure you have flood insurance that must be obtained separately and has a 30-day waiting period to take effect. 
- 3** Visit floodsmart.gov to learn about your flood risk and flood insurance options for your area. 
- 4** Prepare your home and vehicles according to your specific insurance policies to ensure damages are covered. 
- 5** Know where your insurance documents and contact information are located. Take them with you if you evacuate. 

National Weather Forecast

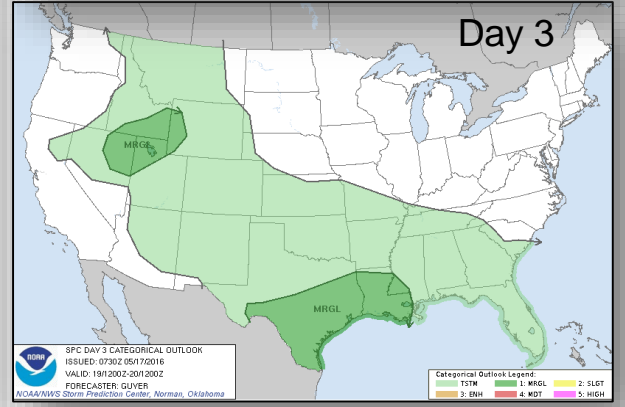
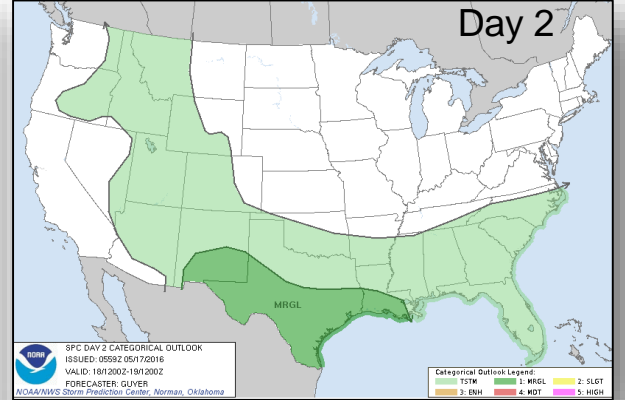
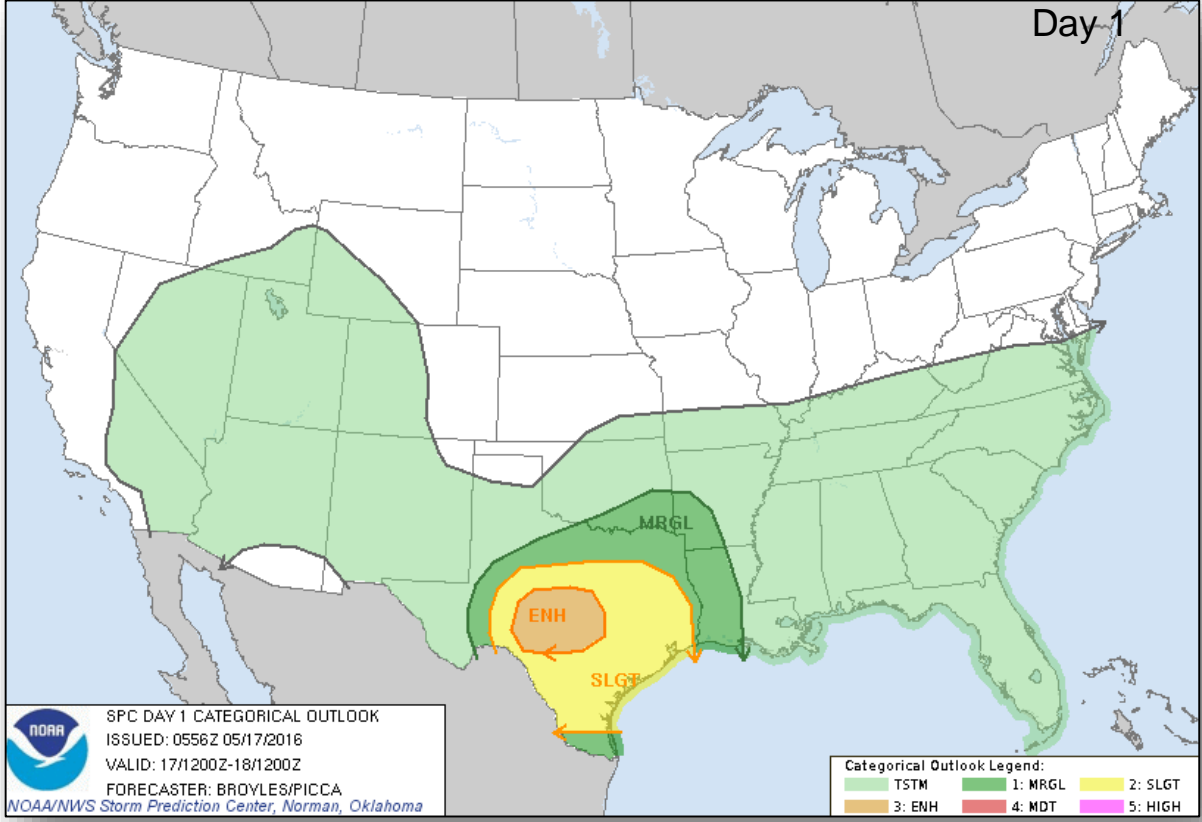


Today



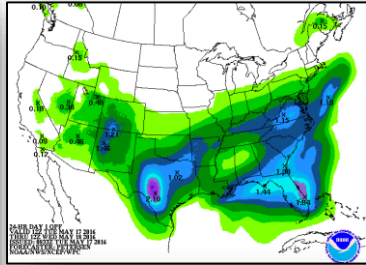
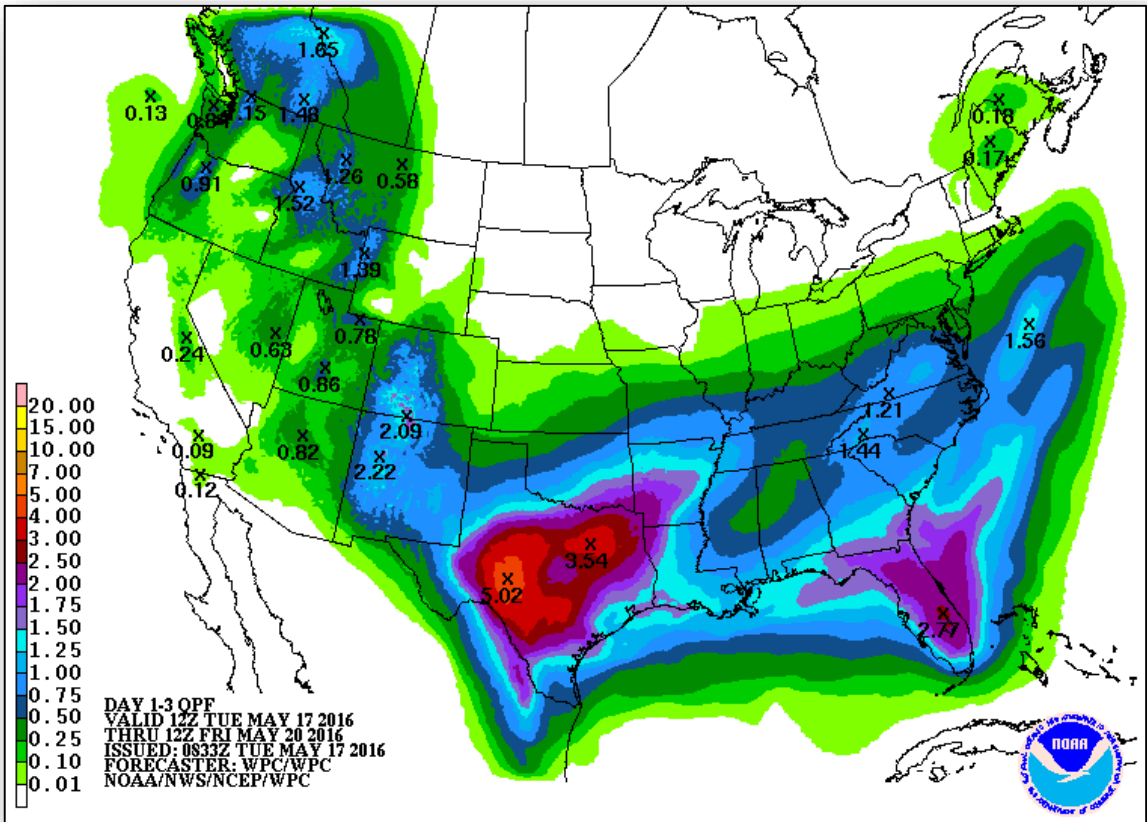
Tomorrow

Severe Weather Outlook, Days 1-3

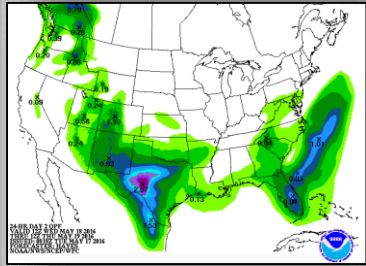




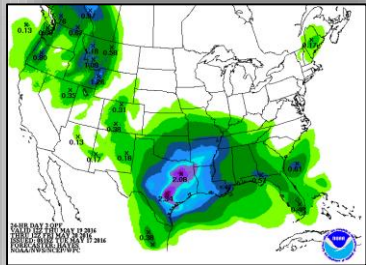
Precipitation Forecast, 1-3 Day



Day 1

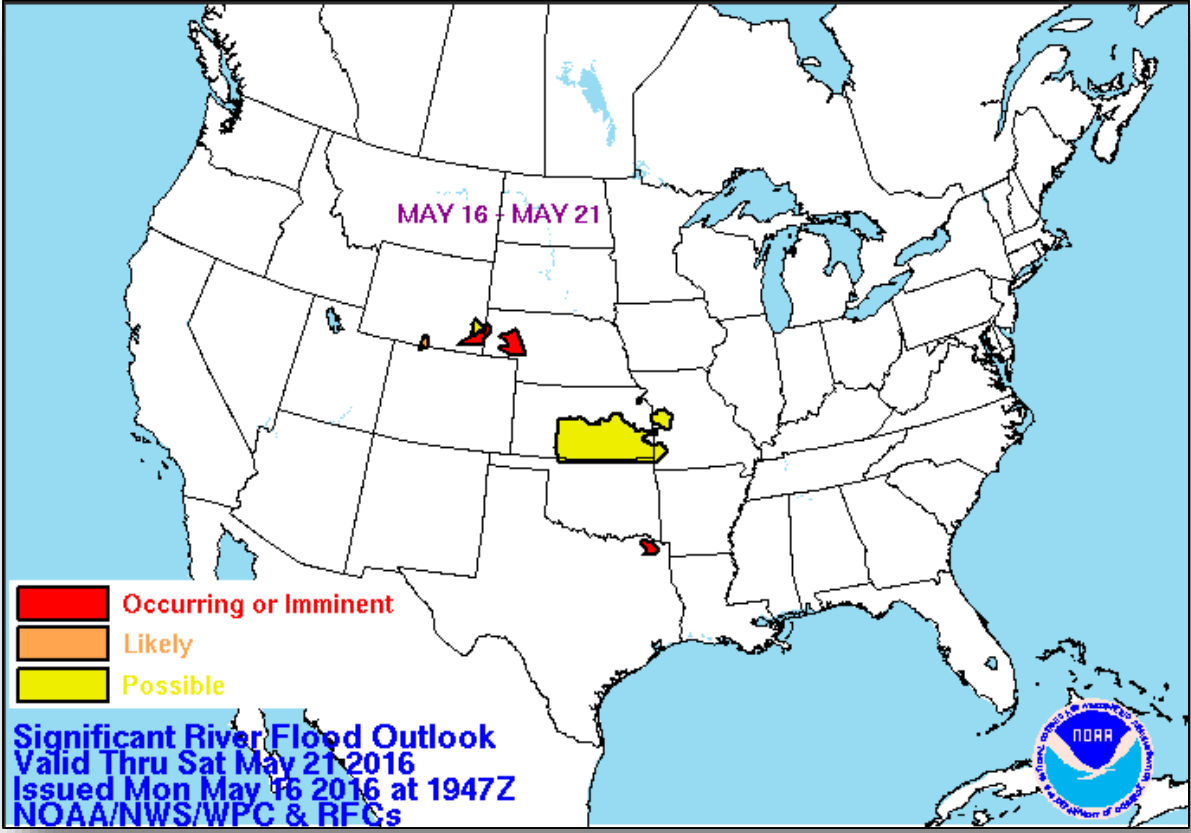


Day 2

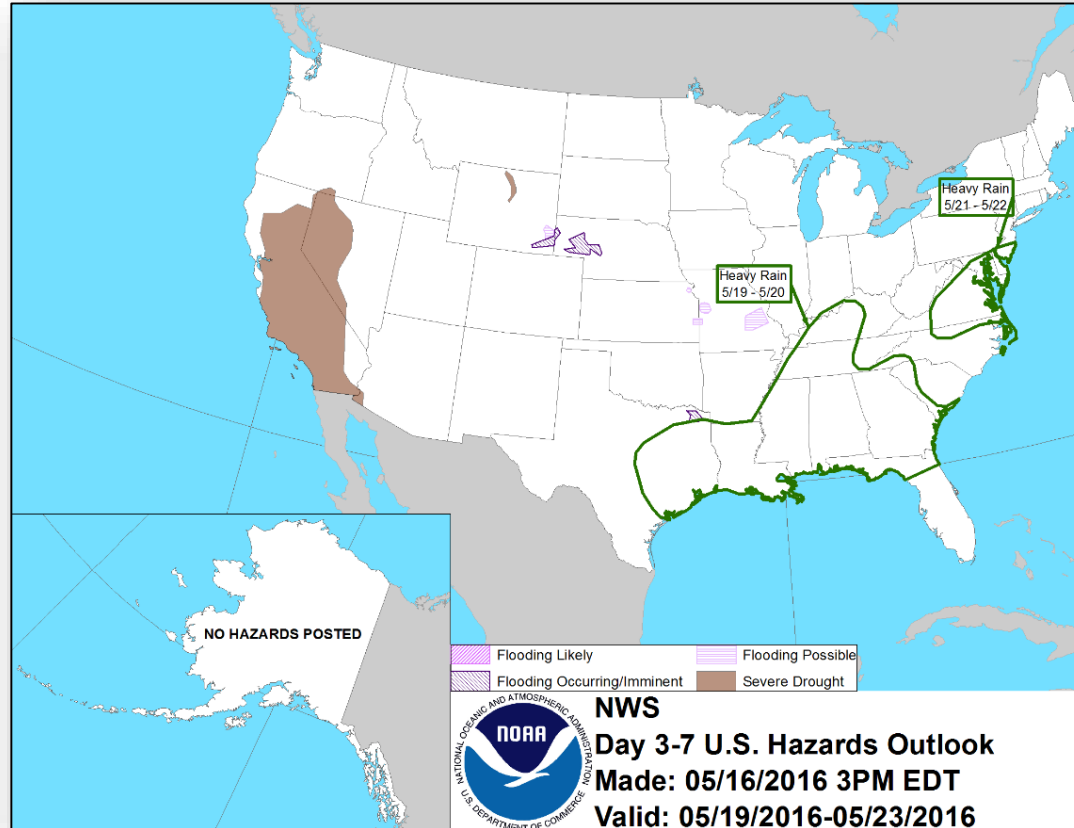


Day 3

Significant River Flood Outlook





Hazard Outlook, May 19-23





Space Weather

	Past 24 Hours	Current	Next 24 Hours
Space Weather Activity	None	None	None
Geomagnetic Storms	None	None	None
Solar Radiation Storms	None	None	None
Radio Blackouts	None	None	None



Disaster Requests & Declarations



Declaration Requests in Process		Requests APPROVED (since last report)	Requests DENIED (since last report)
4	Date Requested	0	0
MT – DR for Severe Winter Storm and Straight-line winds April 15-16, 2016	May 12, 2016		
VA – DR (Appeal) Severe Storm and Tornadoes	April 29, 2016		
Los Coyotes Band of Cahuilla and Cupeno Indians – DR Severe Storm and Flooding	May 10, 2016		
MS – DR for Severe Storms and Flooding April 28, 2016 – May 2, 2016	May 13, 2016		

Major Disaster Declaration Request – MS

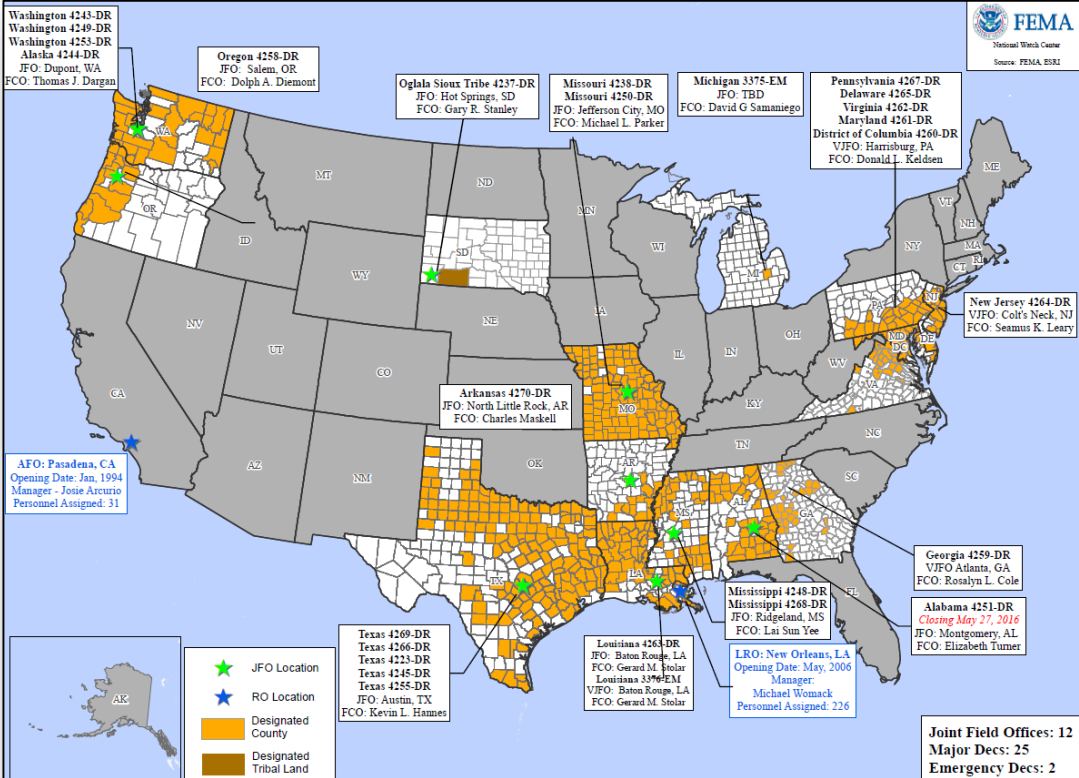


May 13, 2016

- Request for Major Disaster Declaration for the State of Mississippi
- For severe storm and flooding during the period of April 28 - May 2, 2016
- Requesting:
 - Individual Assistance for 1 county
 - Hazard Mitigation statewide



Open Field Offices as of May 17, 2016



Joint Preliminary Damage Assessments



Region	State / Location	Event	I/PA	Number of Counties		Start – End
				Requested	Complete	
VIII	WY	Flooding (May 6, 2016 – continuing)	IA	1 County 2 Tribes	0	5/16 – TBD
			PA	1 County 2 Tribes	0	TBD

FEMA Readiness – Deployable Teams/Assets



Deployable Teams/Assets									
Resource	Status	Total	FMC Available		Partially Available	Not Available	Detailed, Deployed, Activated	Comments	Rating Criterion
FCO	Yellow	33	16	48%	0	1	16		OFDC Readiness: FCO Green Yellow Red Type 1 3+ 2 1 Type 2 4+ 3 2 Type 3 4 3 2 FDRC 3 2 1
FDRC	Green	9	4	44%	0	0	5		
US&R	Green	27	27	100%	0	0	0		<ul style="list-style-type: none"> Green = Available/FMC Yellow = Available/PMC Red = Out-of-Service Blue = Assigned/Deployed
National IMAT	Green	3	3	100%	0	0	0		<ul style="list-style-type: none"> Green: 3 available Yellow: 1-2 available Red: 0 avail (<i>Individual N-IMAT red if 50% of Section Chiefs and/or Team Leader is unavailable for deployment.</i>)
Regional IMAT	Green	13	10	77%	0	0	3	<u>Deployed:</u> RV to MI (3375-MI) RVI Team 1 to TX (4266-TX); Team 2 to LA (4263-LA)	<ul style="list-style-type: none"> Green: >6 teams available Yellow: 4 - 6 teams available Red: < 4 teams available R-IMAT also red if TL Ops/Log Chief is unavailable & has no qualified replacement
MERS Teams	Green	18	16	89%	0	0	2	<u>Deployed:</u> Denton: 2 teams to TX	<ul style="list-style-type: none"> Green = >66% available Yellow = 33% to 66% available Red = <33% available

MERS Availability Summary



MERS Availability Summary

as of 5/17/2016

Legend	> 66%	< 66% & > 33%	< 33%
	Personnel Availability	Equipment Availability	% Deployed
Bothell MERS	77%	100%	15%
Denton MERS	64%	69%	9%
Denver MERS	87%	87%	9%
Frederick MERS	77%	100%	15%
Maynard MERS	88%	100%	0%
Thomasville MERS	80%	100%	16%
<i>Disaster Emergency Communications Division</i>			
Overall MERS Availability	78%	93%	15%

FEMA Readiness – National/Regional Teams



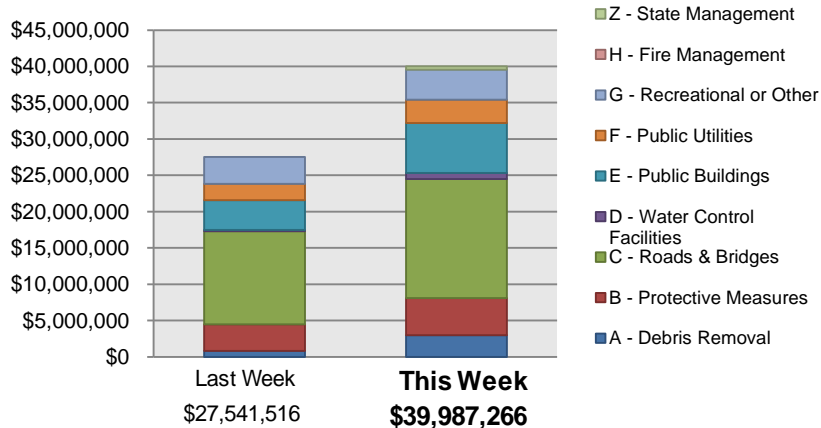
National/Regional Teams									
Resource	Status	Total	FMC Available		Partially Available	Not Available	Status	Comments	Rating Criterion
NWC		5	5	100%	0	0	Watch/ Steady state		<ul style="list-style-type: none"> • Green = FMC • Yellow = PMC • Red = NMC
NRCC		2	344	89%	0	44	Level I	Exercise Eagle Horizon/Gradient Aspect 2016	
HLT		1	N/A	N/A	0	0	Not Activated		
DEST							Not Activated	Exercise Capstone 16	
RRCCs		10	10	100%	0	0	Not Activated		
RWCs/MOCs		10	10	100%	0	0	Not Activated		

Public Assistance Grant Program



PA Project Worksheets Obligated in past week, as of 05/16/16 at 1500 EDT										
PA Category	Emergency Work		Permanent Work					H - Fire Management	Z - State Management	Total
	A - Debris Removal	B - Protective Measures	C - Roads & Bridges	D - Water Control Facilities	E - Public Buildings	F - Public Utilities	G - Recreational or Other			
Number Of PWs Obligated	34	62	202	3	25	29	30	0	2	387
Federal Share Obligated	\$2,982,107	\$5,136,219	\$16,369,398	\$847,442	\$6,887,444	\$3,176,788	\$4,180,252	\$0	\$407,614	\$39,987,266

Public Assistance Obligated per Category In the Past 2 Weeks – 5/10/2016 through 5/16/2016



PA Highlights

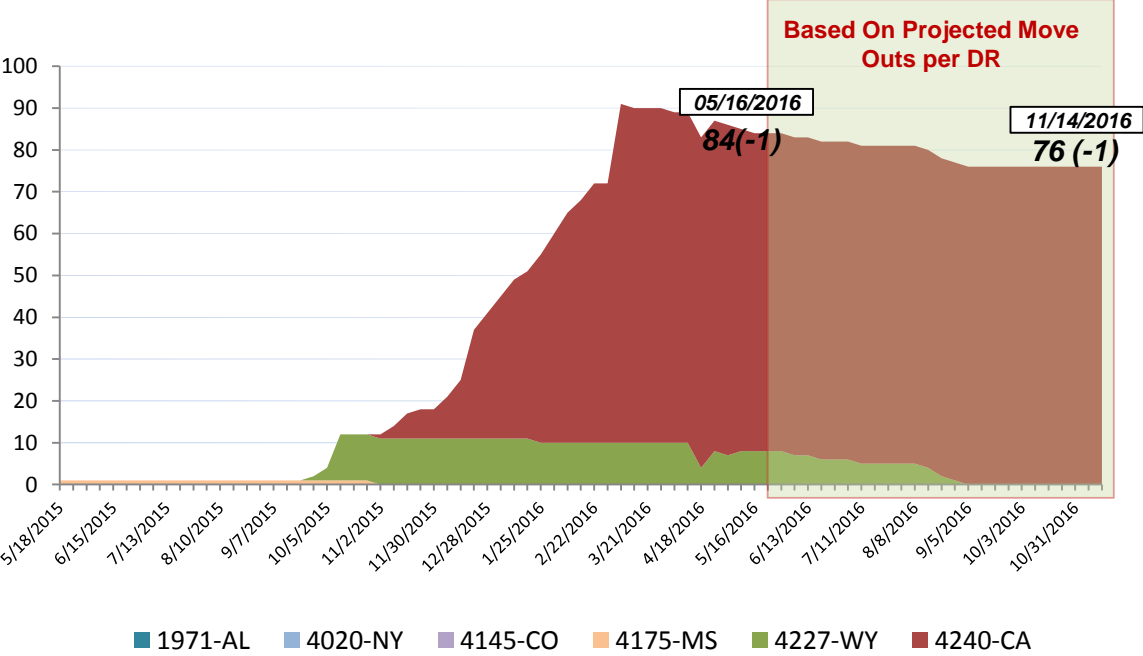
None at this time

Direct Housing

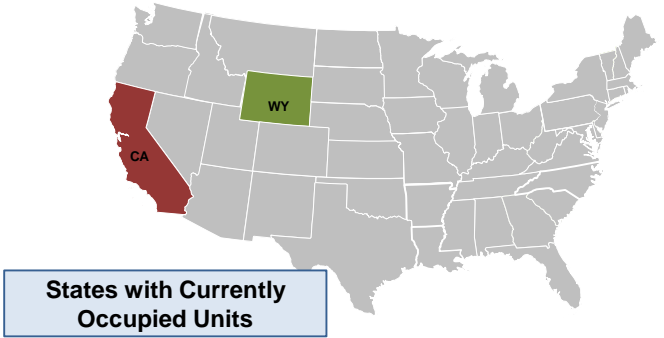


FEMA

Total Households in FEMA Direct Housing per State
 Past Year per Week, 5/18/2015 – 5/16/2016, Projected to 11/14/2016
 There are currently **84** Households Occupying **84** Temporary Units



DR	IA Declaration Date	Program End Date	Current # of Households in Direct Housing (Weekly Change)
4227-WY	7/7/2015	1/7/2017	8 (0)
4240-CA	9/22/2015	3/22/2017	76 (-1)

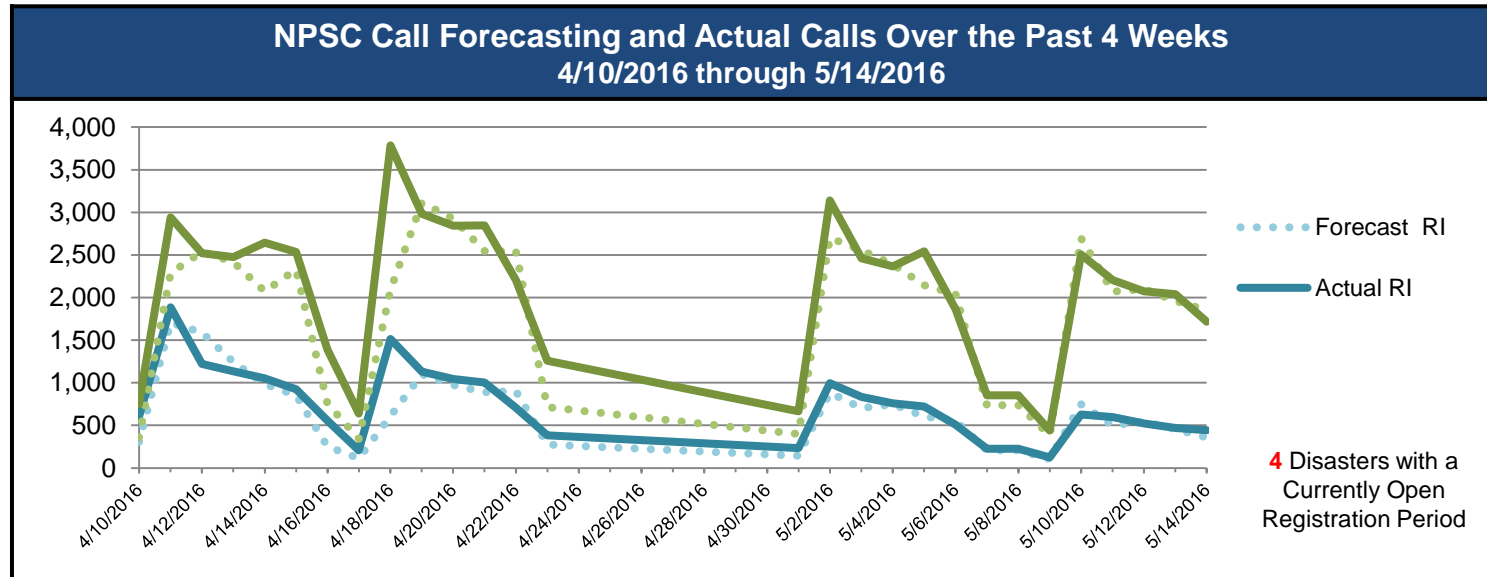


NPSC Activity



FEMA

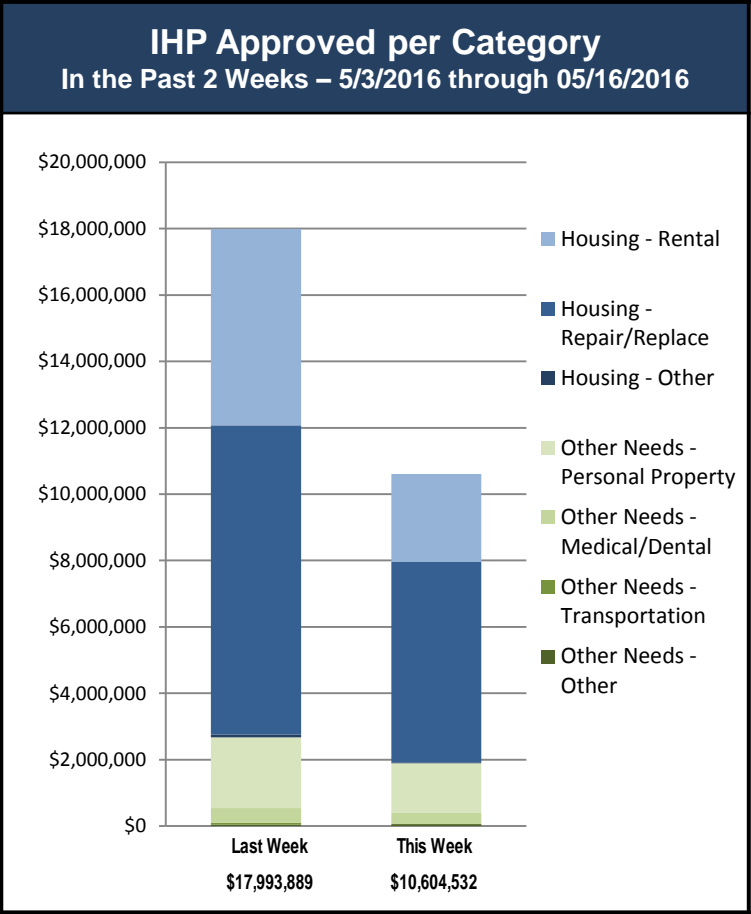
NPSC Call Activity in the Past Week				
5/09/2016 through 5/15/2016				
Call Type	Projected Calls	Actual Calls	Average Speed of Answer	Maximum Delay Time
Registration Intake:	6,560	3,572	:12	5:53
Helpline:	12,386	12,865	:12	0:21
Combined:	18,946	16,437	:12	0:21



Individual Assistance Activity



Individuals and Households Program Activity As Of: 5/16/16					
	In Past 7 Days		Cumulative		
	Applicants Approved	Amount Approved	Applicants Approved	Amount Approved	
Open Registration Period					
4263-LA Declared 03-13-2016 End Of Reg Period 06-13-2016					
Housing Assistance	356	\$1,156,338.16	13,021	\$66,133,282.90	
Other Needs Assistance	216	\$450,291.92	7,304	\$17,829,935.82	
Total IHP	\$1,606,630.08		\$83,963,218.72		
4266-TX Declared 03-19-2016 End Of Reg Period 05-18-2016					
Housing Assistance	39	\$194,719.48	1,674	\$16,935,763.62	
Other Needs Assistance	39	\$115,532.65	720	\$2,530,198.19	
Total IHP	\$310,252.13		\$19,465,961.81		
4268-MS Declared 03-25-2016 End Of Reg Period 05-24-2016					
Housing Assistance	43	\$114,612.43	1,193	\$6,000,747.90	
Other Needs Assistance	12	\$14,806.17	627	\$1,426,224.13	
Total IHP	\$129,418.60		\$7,426,972.03		
4269-TX Declared 04-25-2016 End Of Reg Period 06-24-2016					
Housing Assistance	1,516	\$7,150,813.28	6,353	\$31,064,556.99	
Other Needs Assistance	578	\$1,298,982.88	2,093	\$4,202,766.08	
Total IHP	\$8,449,796.16		\$35,267,323.07		
Other IHP Active					
8 Declarations IHP Programmatically Open - Closed Registration *					
Housing Assistance	31	\$99,918.69			
Other Needs Assistance	6	\$8,516.17			
Total IHP	\$108,434.86				
Total IHP Approved in Past Week		\$10,604,531.83			





FEMA

FEMA's mission is to support our citizens and first responders to ensure that as a nation we work together to build, sustain, and improve our capability to prepare for, protect against, respond to, recover from, and mitigate all hazards.