

The Disaster Center is dedicated to the idea that disaster mitigation is cost effective and individuals pursuing their own interest are the greatest potential force for disaster reduction.

Please consider making a small donation to the Disaster Center



When disaster mitigation is cost effective, we are on the road to bringing disasters to an end.



# FEMA

## Daily Operations Briefing

Tuesday, May 10, 2016

8:30 a.m. EDT

# Significant Activity: May 10-11

**Significant Events:** None

**Significant Weather:**

- Severe thunderstorms – Southern Plains and Middle/Lower Mississippi Valleys
- Heavy rain/flash flooding – Southern Plains, Middle Mississippi Valley and Ohio Valley
- Rain and thunderstorms – California, Northern Central Great Basin, Plains, Middle/Lower Mississippi Valley, Ohio Valley, Southern Appalachians and Mid-Atlantic
- Heavy snow – Northern Intermountain and Northern Plains
- Rain/snow – Central/Southern Rockies
- Critical/Elevated Fire Weather – None
- Red Flag Warnings – MN and WI
- Space weather – No storms were observed over the past 24 hours; Minor, G1 geomagnetic storms predicted next 24 hours

**Tropical Activity:** No activity affecting the U.S. or its territories

**Earthquake Activity:** No significant activity

**Declaration Activity:** Amendment No.2 to FEMA-4269-DR-TX

# Severe Weather – Southern Plains



## Current Situation:

- Severe thunderstorms impacted the Southern Plains and Lower Mississippi Valley May 9-10
- Preliminary reports of 21 tornadoes, 39 wind reports and 92 hail reports

## Impacts:

- Two confirmed fatalities in OK (1 in Garvin County; 1 in Johnston County)
- Damaged homes, downed trees and power lines in 4 counties in OK (Coal, Murray, Garvin, Johnston)
- Downed trees and power lines in Fulton County, AR
- Damage to buildings and aircraft at Salem Airport (Fulton County, AR)
- Power outages: 2k in OK; 1k in AR; 9k in TX (DOE Eagle-I as of 7:45 am EDT;

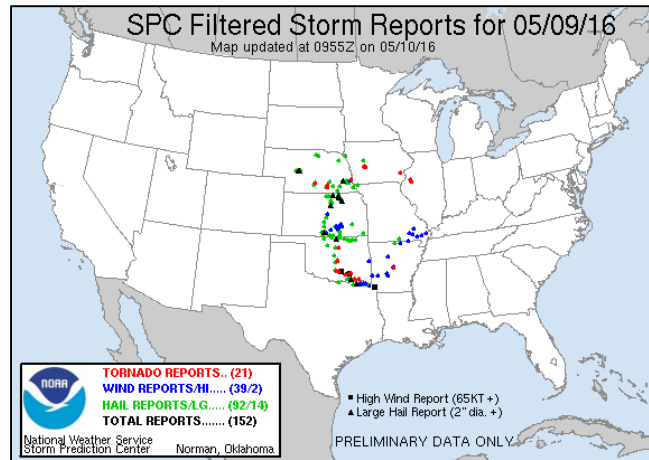
*\*Note: Customer outage data is provided by the Department of Energy's EAGLE-I system. Comprehensive National coverage of all electrical service providers is not available).*

## State and Local Response:

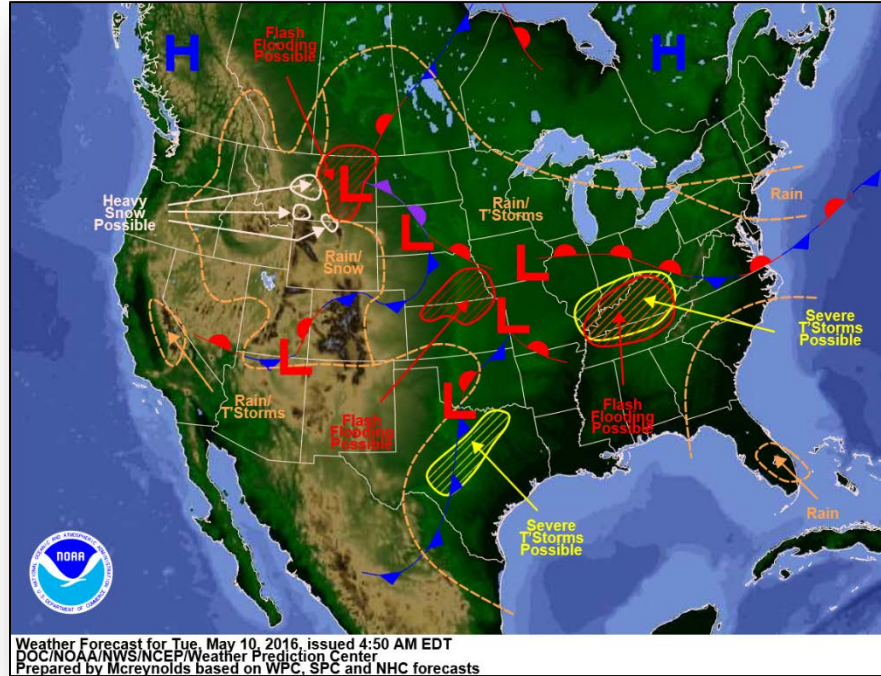
- OK EOC was at minimum activation but has returned to normal operations
- AR & TX EOCs at normal operations

## Federal Response:

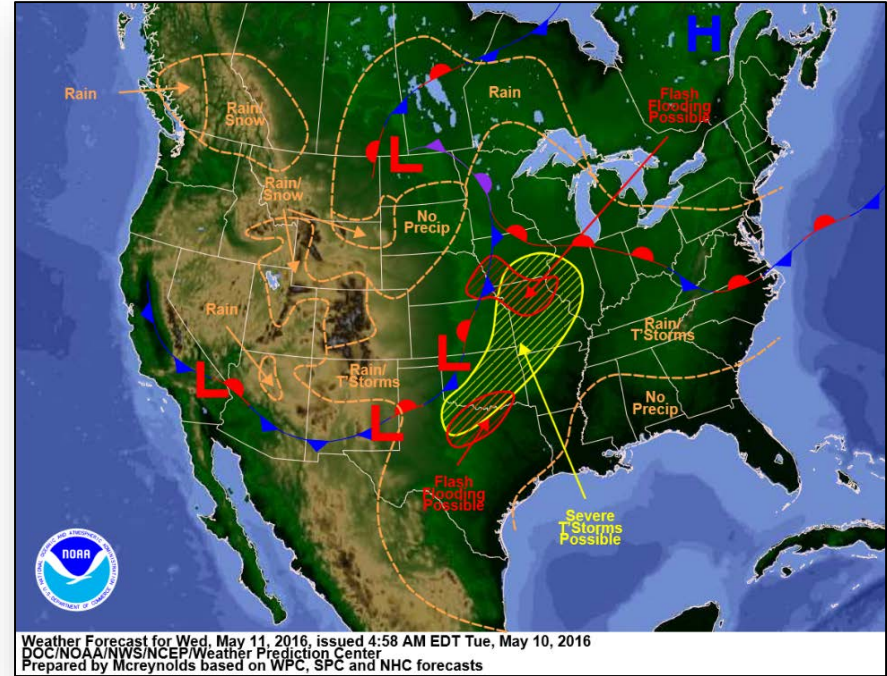
- FEMA Region VI RWC at Watch/Steady State
- FEMA NWC at Watch/Steady State
- No requests for FEMA assistance



# National Weather Forecast

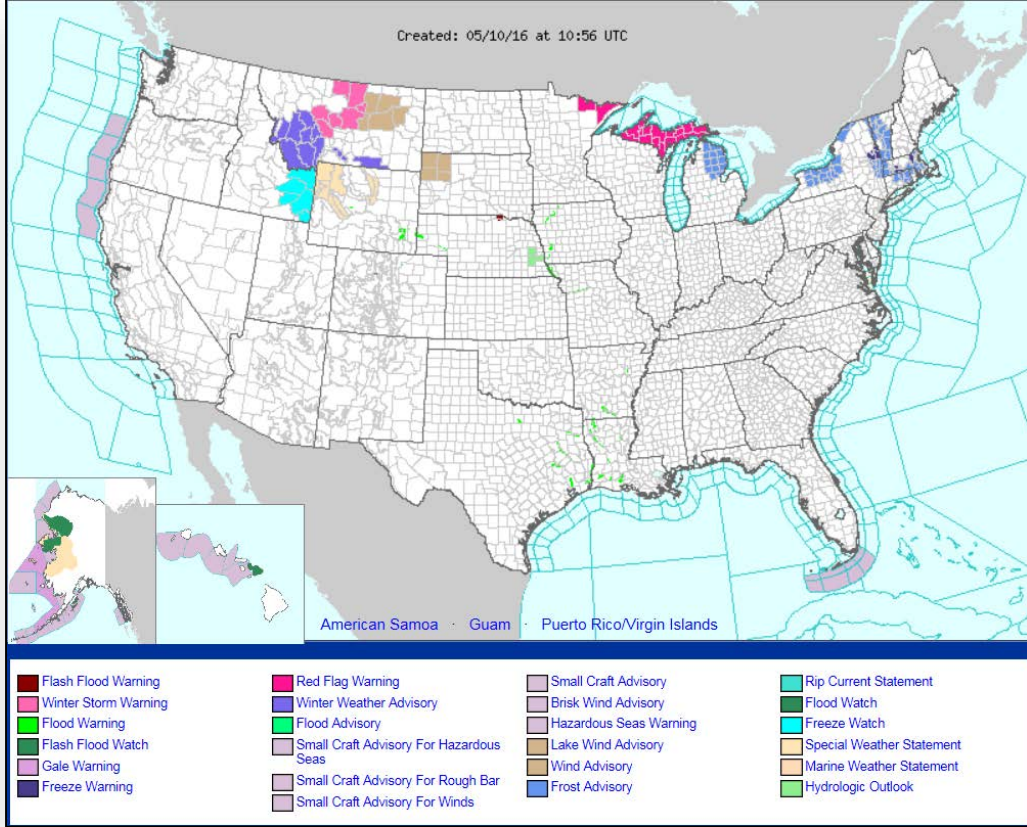


*Today*



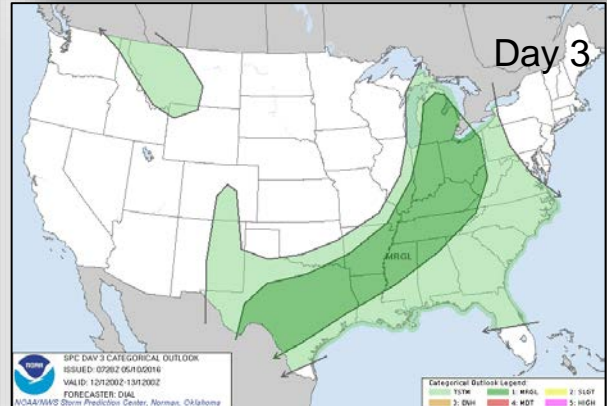
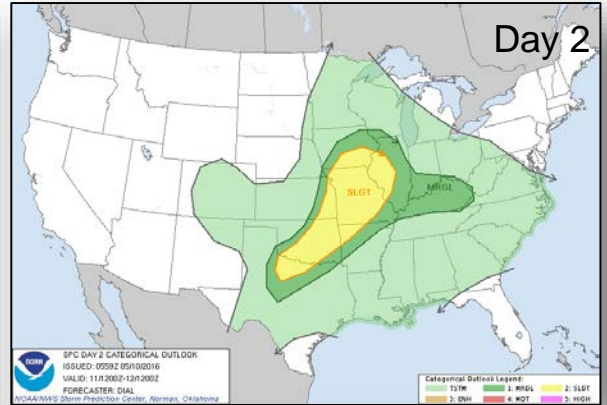
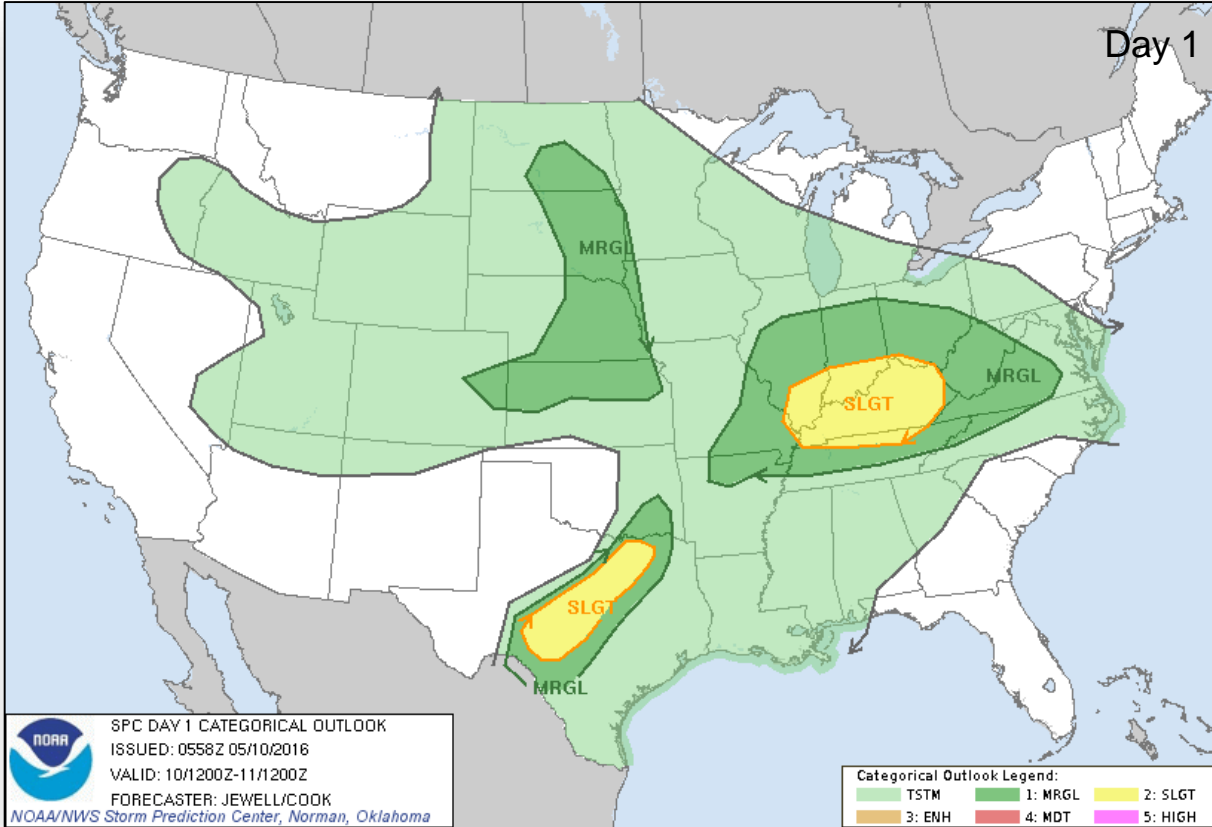
*Tomorrow*

# Active Watches/Warnings





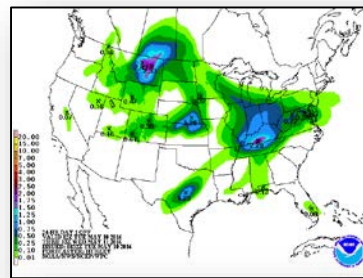
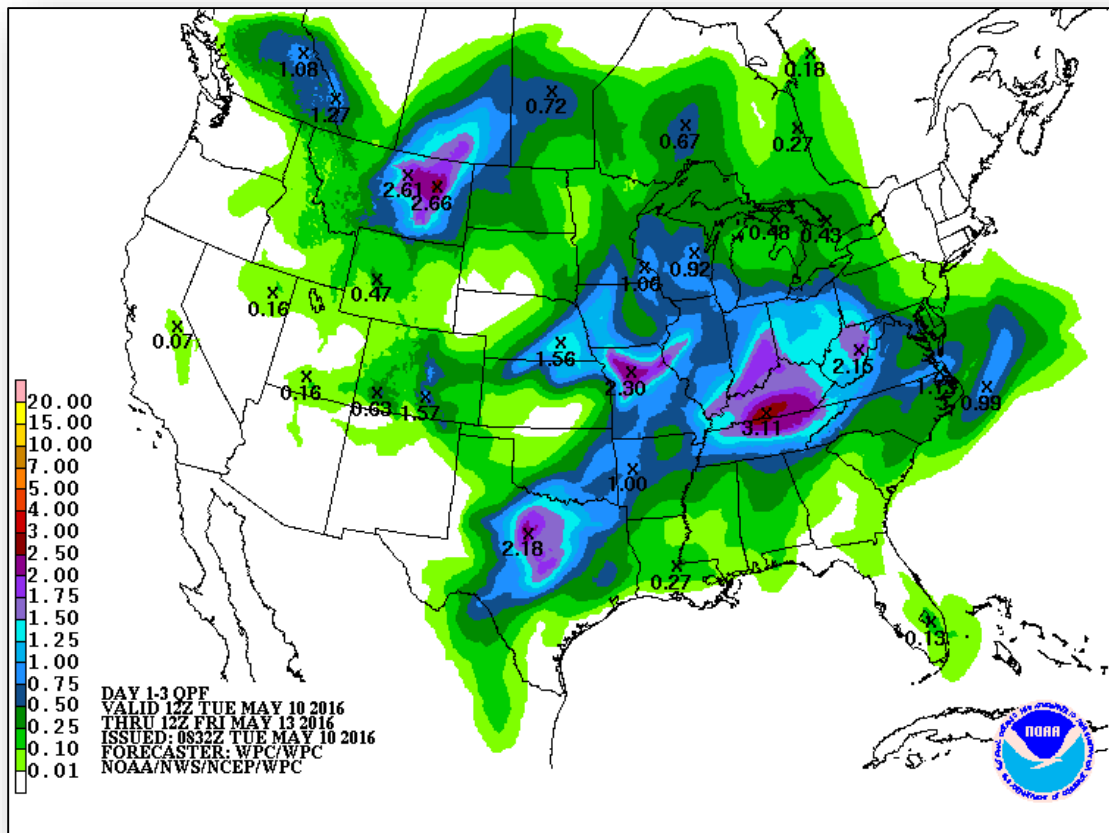
# Severe Weather Outlook, Days 1-3



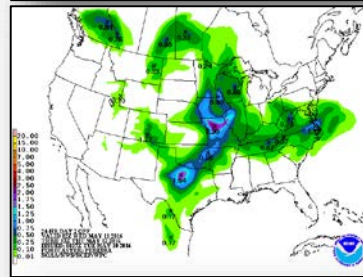


FEMA

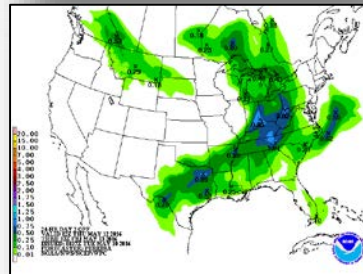
# Precipitation Forecast, 1-3 Day



Day 1



Day 2



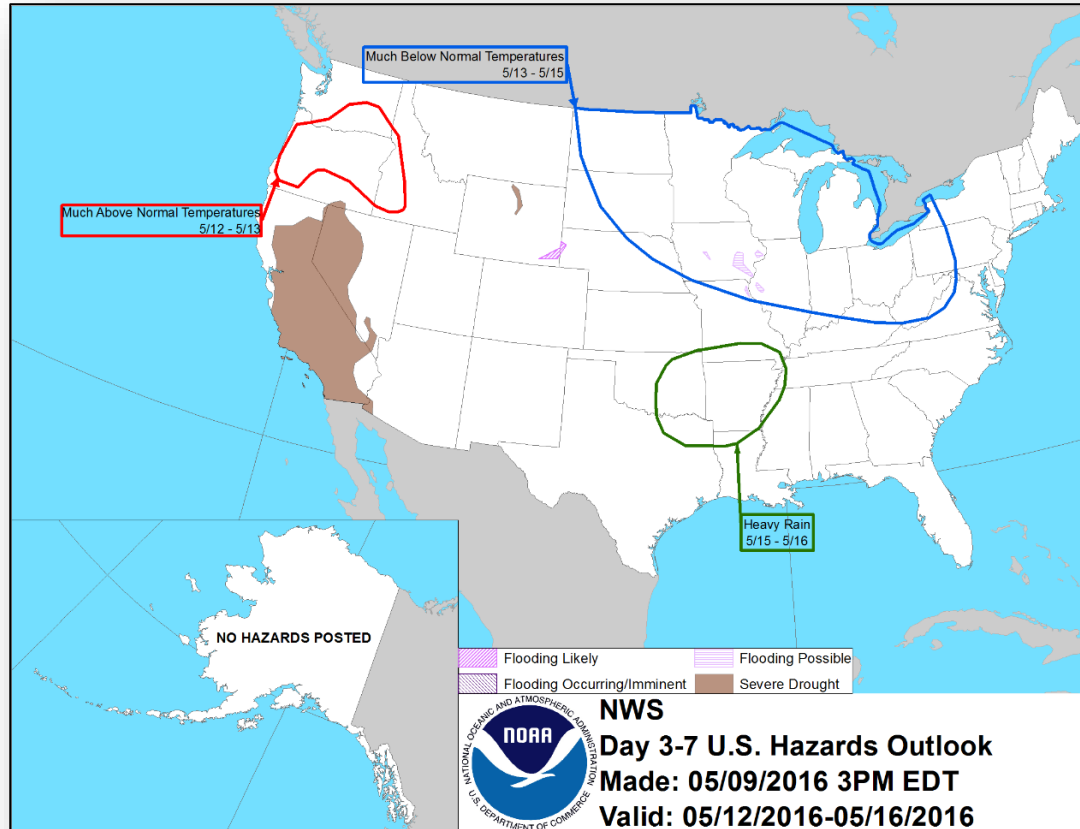
Day 3



# Hazard Outlook, May 12-16





FEMA



# Space Weather

	Past 24 Hours	Current	Next 24 Hours
Space Weather Activity	None	None	G1
Geomagnetic Storms	None	None	Minor
Solar Radiation Storms	None	None	None
Radio Blackouts	None	None	None



# Disaster Amendments



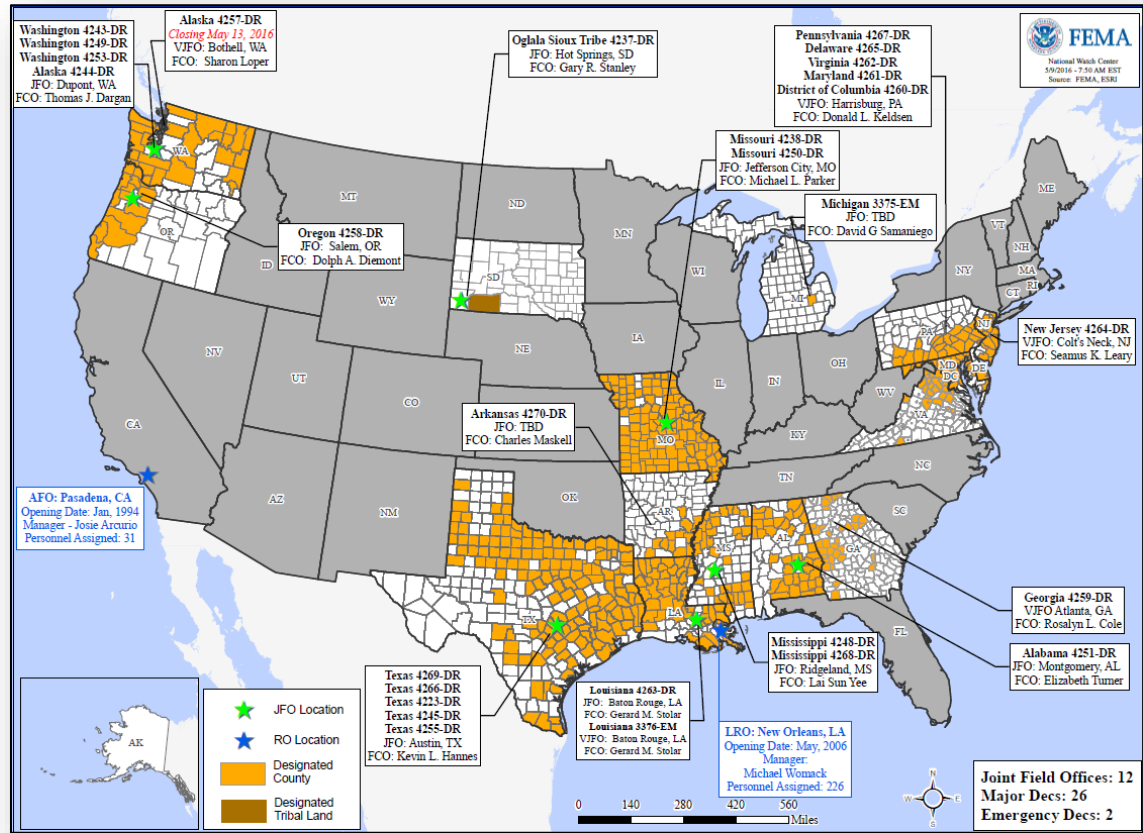
Amendment	Effective Date	Action
Amendment No. 2 to FEMA-4269-DR-TX	May 9, 2016	Adds 4 counties for Individual Assistance

# Disaster Requests & Declarations



<b>Declaration Requests in Process</b>		<b>Requests APPROVED (since last report)</b>	<b>Requests DENIED (since last report)</b>
<b>2</b>	<b>Date Requested</b>	<b>0</b>	<b>0</b>
<b>NM – DR (Appeal) Severe Winter Storm and Snowstorm</b>	<b>April 7, 2016</b>		
<b>VA – DR (Appeal) Severe Storm and Tornadoes</b>	<b>April 29, 2016</b>		

# Open Field Offices as of May 10, 2016





# Joint Preliminary Damage Assessments



Region	State / Location	Event	I/PA	Number of Counties		Start – End
				Requested	Complete	
IV	MS	Severe Weather and Flooding April 28, 2016 and continuing	IA	1	0	5/9 - TBD

# FEMA Readiness – Deployable Teams/Assets

Deployable Teams/Assets																													
Resource	Status	Total	FMC Available		Partially Available	Not Available	Detailed, Deployed, Activated	Comments	Rating Criterion																				
FCO		33	16	48%	0	1	16		OFDC Readiness: <table border="1"> <tr> <td>FCO</td> <td>Green</td> <td>Yellow</td> <td>Red</td> </tr> <tr> <td>Type 1</td> <td>3+</td> <td>2</td> <td>1</td> </tr> <tr> <td>Type 2</td> <td>4+</td> <td>3</td> <td>2</td> </tr> <tr> <td>Type 3</td> <td>4</td> <td>3</td> <td>2</td> </tr> </table> <table border="1"> <tr> <td>FDRC</td> <td>3</td> <td>2</td> <td>1</td> </tr> </table>	FCO	Green	Yellow	Red	Type 1	3+	2	1	Type 2	4+	3	2	Type 3	4	3	2	FDRC	3	2	1
FCO	Green	Yellow	Red																										
Type 1	3+	2	1																										
Type 2	4+	3	2																										
Type 3	4	3	2																										
FDRC	3	2	1																										
FDRC		9	5	56%	0	0	4																						
US&R		27	27	100%	0	0	0		<ul style="list-style-type: none"> <li>Green = Available/FMC</li> <li>Yellow = Available/PMC</li> <li>Red = Out-of-Service</li> <li>Blue = Assigned/Deployed</li> </ul>																				
National IMAT		3	3	100%	0	0	0		<ul style="list-style-type: none"> <li>Green: 3 available</li> <li>Yellow: 1-2 available</li> <li>Red: 0 avail (<i>Individual N-IMAT red if 50% of Section Chiefs and/or Team Leader is unavailable for deployment.</i>)</li> </ul>																				
Regional IMAT		13	8	62%	0	0	5	<u>Deployed:</u> RI to LA (4263-LA) RIII to PA (4260-DC; 4261-MD; 4262-VA; 4265-DE; 4267-PA) RV to MI (3375-MI) RVI Team 1 to TX (4266-TX); Team 2 to LA (4263-LA)	<ul style="list-style-type: none"> <li>Green: &gt;6 teams available</li> <li>Yellow: 4 - 6 teams available</li> <li>Red: &lt; 4 teams available</li> </ul> <i>R-IMAT also red if TL Ops/Log Chief is unavailable &amp; has no qualified replacement</i>																				
MERS Teams		18	15	83%	0	0	3	<u>Deployed:</u> Denton: 2 teams to TX Thomasville: 1 team to AL (Exercise Capstone Marble Challenge 5/8-14)	<ul style="list-style-type: none"> <li>Green = &gt;66% available</li> <li>Yellow = 33% to 66% available</li> <li>Red = &lt;33% available</li> </ul>																				

# MERS Availability Summary



FEMA

as of 5/9/2016

Legend			
	> 66%	< 66% & > 33%	< 33%
	Personnel Availability	Equipment Availability	% Deployed
Bothell MERS	83%	100%	9%
Denton MERS	77%	69%	0%
Denver MERS	96%	87%	0%
Frederick MERS	77%	100%	15%
Maynard MERS	88%	100%	0%
Thomasville MERS	90%	100%	6%
<i>Disaster Emergency Communications Division</i>			
<b>Overall MERS Availability</b>	83%	93%	10%

# FEMA Readiness – National/Regional Teams



National/Regional Teams									
Resource	Status	Total	FMC Available		Partially Available	Not Available	Status	Comments	Rating Criterion
NWC		5	5	100%	0	0	Watch / Steady state		<ul style="list-style-type: none"> <li>• Green = FMC</li> <li>• Yellow = PMC</li> <li>• Red = NMC</li> </ul>
NRCC		2	344	89%	0	44	Not Activated		
HLT		1	N/A	N/A	0	0	Not Activated		
DEST							Not Activated		
RRCCs		10	10	100%	0	0	Not Activated		
RWCs/MOCs		10	10	100%	0	0	Not Activated		

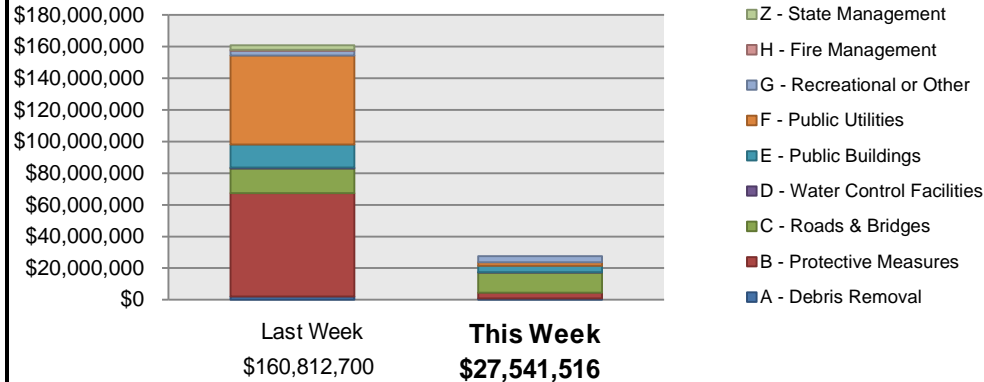
# Public Assistance Grant Program



FEMA

PA Project Worksheets Obligated in past week, as of 05/09/16 at 1500 EDT										
PA Category	Emergency Work		Permanent Work					H - Fire Management	Z - State Management	Total
	A - Debris Removal	B - Protective Measures	C - Roads & Bridges	D - Water Control Facilities	E - Public Buildings	F - Public Utilities	G - Recreational or Other			
Number Of PWs Obligated	45	44	226	3	42	34	22	0	0	416
Federal Share Obligated	\$829,191.99	\$3,664,283.25	\$12,799,075.81	\$205,283.43	\$4,070,966.25	\$2,239,544.71	\$3,733,170.57	0	0	\$27,541,516.01

## Public Assistance Obligated per Category In the Past 2 Weeks – 4/25/2016 through 5/9/2016



## PA Highlights

None at this time

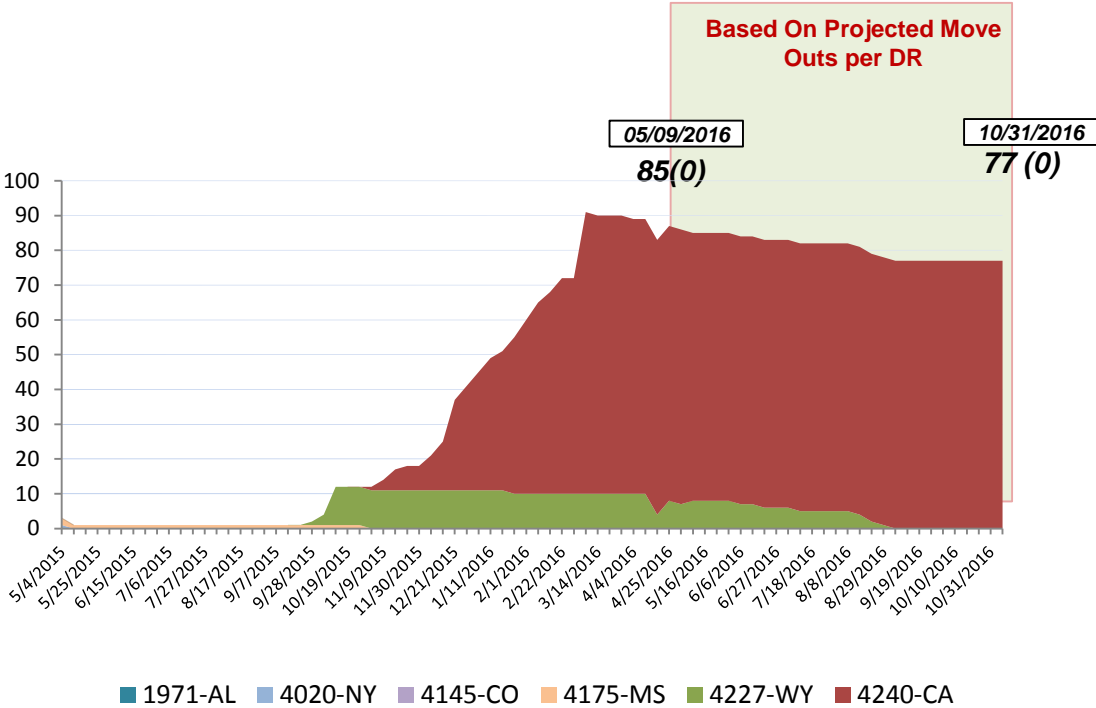


# Direct Housing

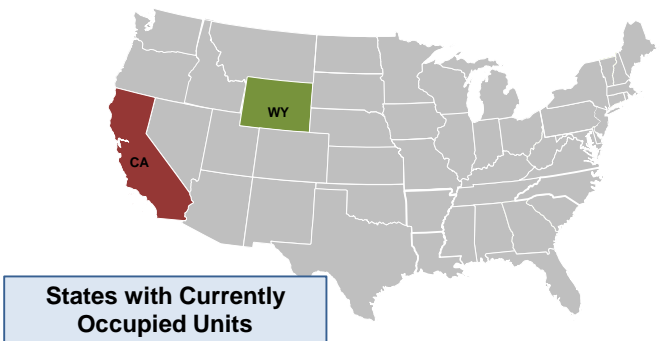


FEMA

**Total Households in FEMA Direct Housing per State**  
 Past Year per Week, 5/4/2015 – 5/09/2016, Projected to 10/31/2016  
 There are currently **85** Households Occupying **85** Temporary Units



DR	IA Declaration Date	Program End Date	Current # of Households in Direct Housing (Weekly Change)
4227-WY	7/7/2015	1/7/2017	8 (-1)
4240-CA	9/22/2015	3/22/2017	77 (-2)

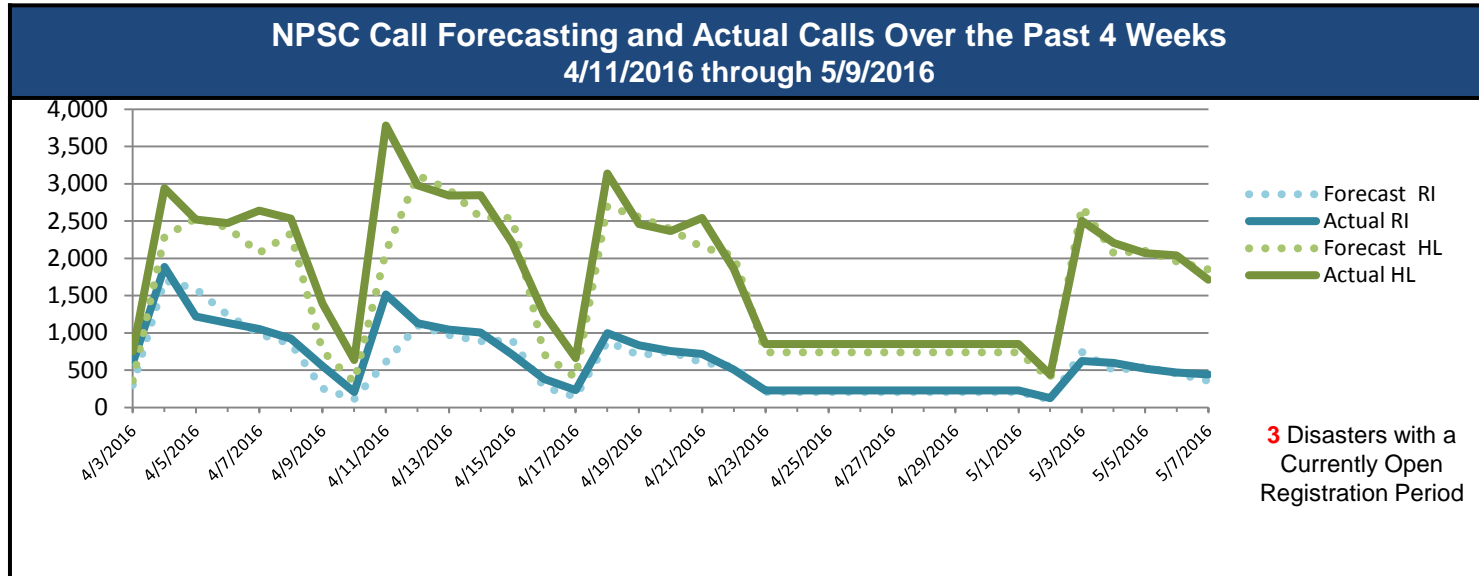


# NPSC Activity



FEMA

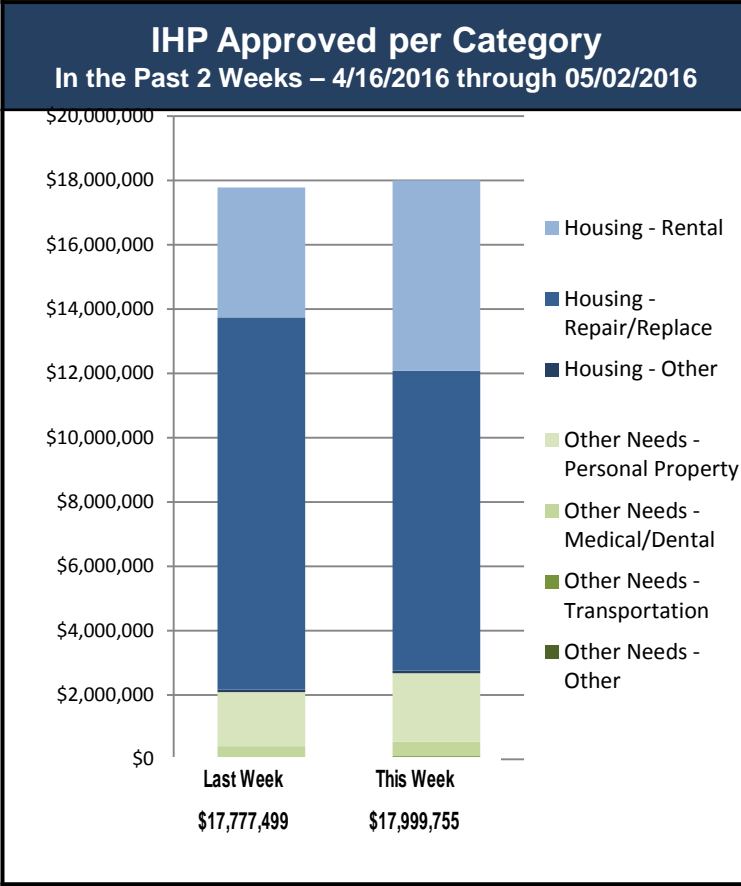
NPSC Call Activity in the Past Week				
5/01/2016 through 5/07/2016				
Call Type	Projected Calls	Actual Calls	Average Speed of Answer	Maximum Delay Time
Registration Intake:	2,915	4,391	:13	3:52
Helpline:	11,800	15,963	:12	5:12
<b>Combined:</b>	<b>14,715</b>	<b>20,354</b>	<b>:12</b>	<b>5:12</b>



# Individual Assistance Activity



Individuals and Households Program Activity As Of: 5/9/16					
		In Past 7 Days		Cumulative	
		Applicants Approved	Amount Approved	Applicants Approved	Amount Approved
4263-LA Declared 03-13-2016 End Of Reg Period 06-13-2016					
Open Registration Period	Housing Assistance	715	\$2,255,449.21	12,881	\$64,978,074.74
	Other Needs Assistance	309	\$713,327.33	7,148	\$17,379,643.90
	<b>Total IHP</b>		<b>\$2,968,776.54</b>		<b>\$82,357,718.64</b>
4266-TX Declared 03-19-2016 End Of Reg Period 05-19-2016					
Open Registration Period	Housing Assistance	62	\$260,980.46	1,657	\$16,741,044.14
	Other Needs Assistance	40	\$122,170.62	696	\$2,414,665.54
	<b>Total IHP</b>		<b>\$383,151.08</b>		<b>\$19,155,709.68</b>
4268-MS Declared 03-25-2016 End Of Reg Period 05-24-2016					
Open Registration Period	Housing Assistance	94	\$383,620.77	1,166	\$5,886,135.47
	Other Needs Assistance	33	\$55,942.44	618	\$1,411,417.96
	<b>Total IHP</b>		<b>\$439,563.21</b>		<b>\$7,297,553.43</b>
4269-TX Declared 04-25-2016 End Of Reg Period 06-24-2016					
Open Registration Period	Housing Assistance	3,042	\$12,171,207.14	4,928	\$23,920,375.71
	Other Needs Assistance	826	\$1,691,937.65	1,527	\$2,903,783.20
	<b>Total IHP</b>		<b>\$13,863,144.79</b>		<b>\$26,824,158.91</b>
Other IHP Active	10 Declarations IHP Programmatically Open - Closed Registration *				
	Housing Assistance	81	\$252,621.03		
	Other Needs Assistance	24	\$92,498.57		
	<b>Total IHP</b>		<b>\$345,119.60</b>		
	<b>Total IHP Approved in Past Week</b>		<b>\$17,999,755.22</b>		





# FEMA

**FEMA's mission is to support our citizens and first responders to ensure that as a nation we work together to build, sustain, and improve our capability to prepare for, protect against, respond to, recover from, and mitigate all hazards.**