

The Disaster Center is dedicated to the idea that disaster mitigation is cost effective and individuals pursuing their own interest are the greatest potential force for disaster reduction.

Please consider making a small donation to the Disaster Center



When disaster mitigation is cost effective, we are on the road to bringing disasters to an end.



# FEMA

## **Daily Operations Briefing**

**Friday, May 6, 2016**

**8:30 a.m. EDT**



# Significant Activity: May 5-6

**Significant Events:** None

**Significant Weather:**

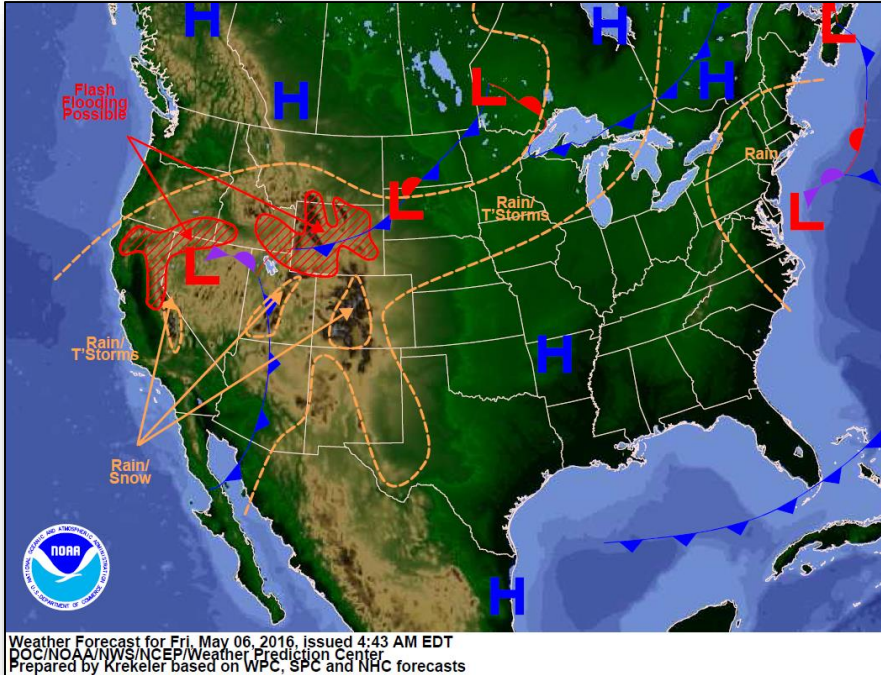
- Flash flooding – Northern CA to the Central Great Basin and Central/Northern Plains
- Rain/thunderstorms – California and the Southwest to the High Plains; Upper Mississippi Valley to the Great Lakes
- Rain – Mid-Atlantic and Northeast
- Rain/snow – Sierras, Central Great Basin, and Central Rockies
- Critical/Elevated Fire Weather – AZ, NM, TX, CO, OK, KS, SD, IA, MN & WI
- Red Flag Warnings – AZ, NM, MN, & WI
- Space Weather – No space weather storms observed past 24 hours; none predicted next 24 hours

**Tropical Activity:** No activity affecting the U.S. or its territories

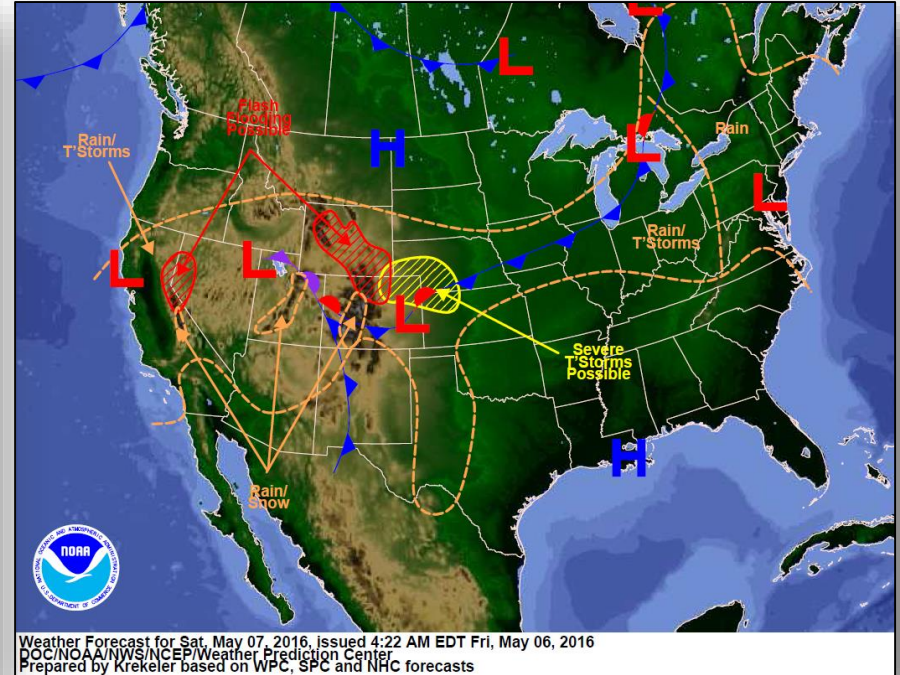
**Earthquake Activity:** No significant activity

**Declaration Activity:** None

# National Weather Forecast

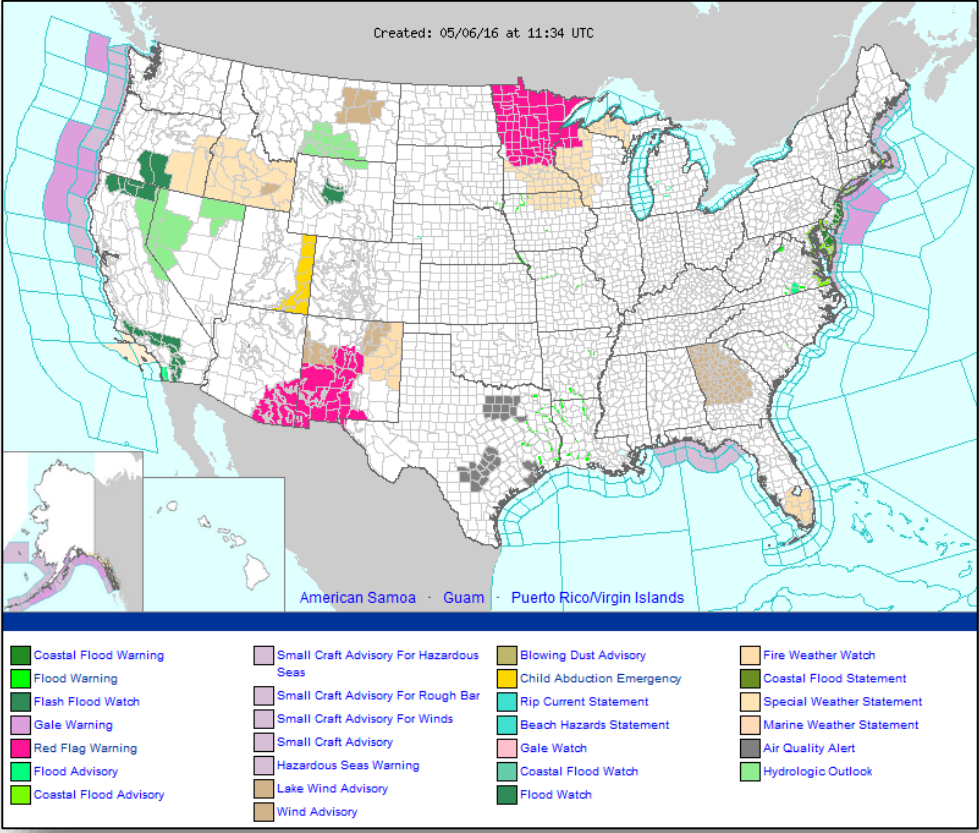


*Today*

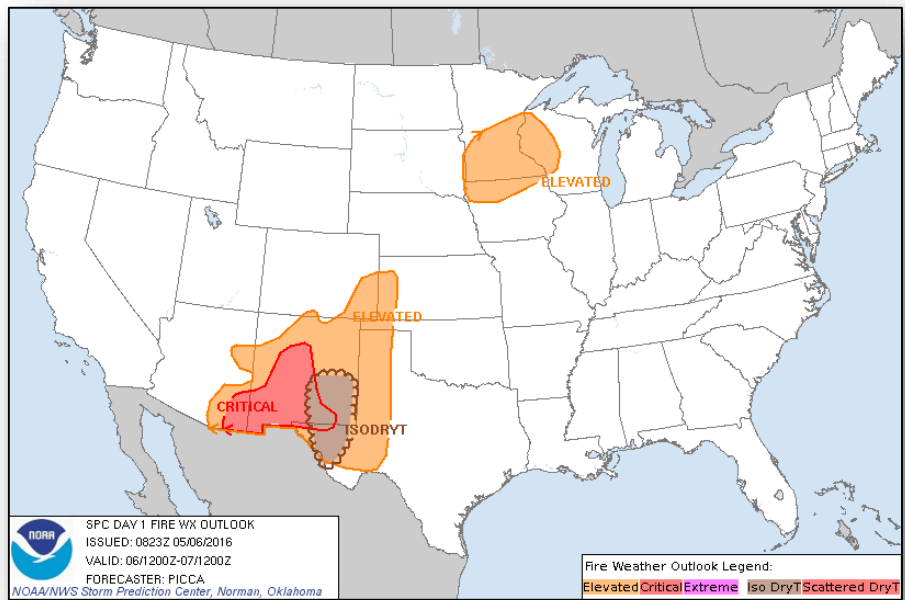


*Tomorrow*

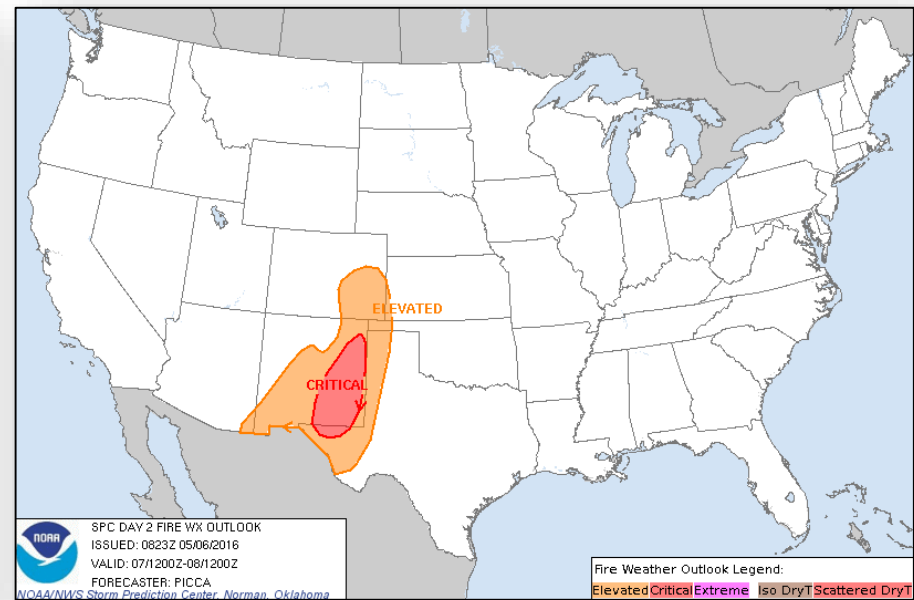
# Active Watches/Warnings



# Fire Weather Outlook



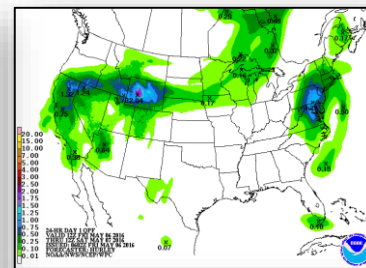
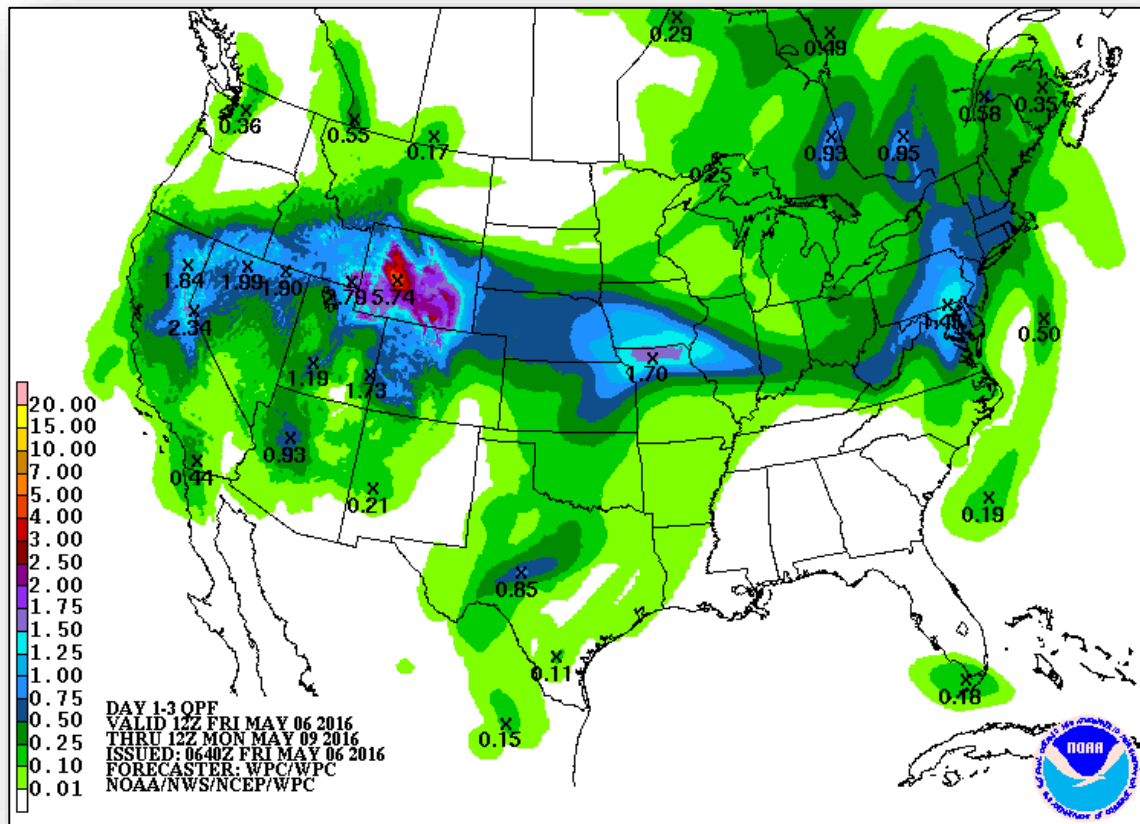
Day 1



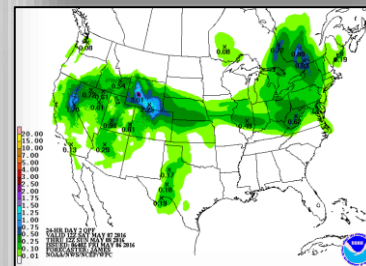
Day 2



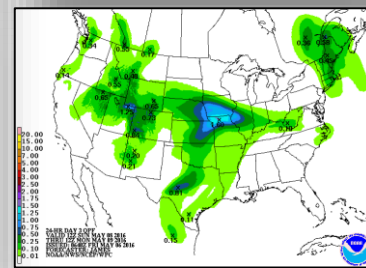
# Precipitation Forecast 1-3 Day



Day 1



Day 2

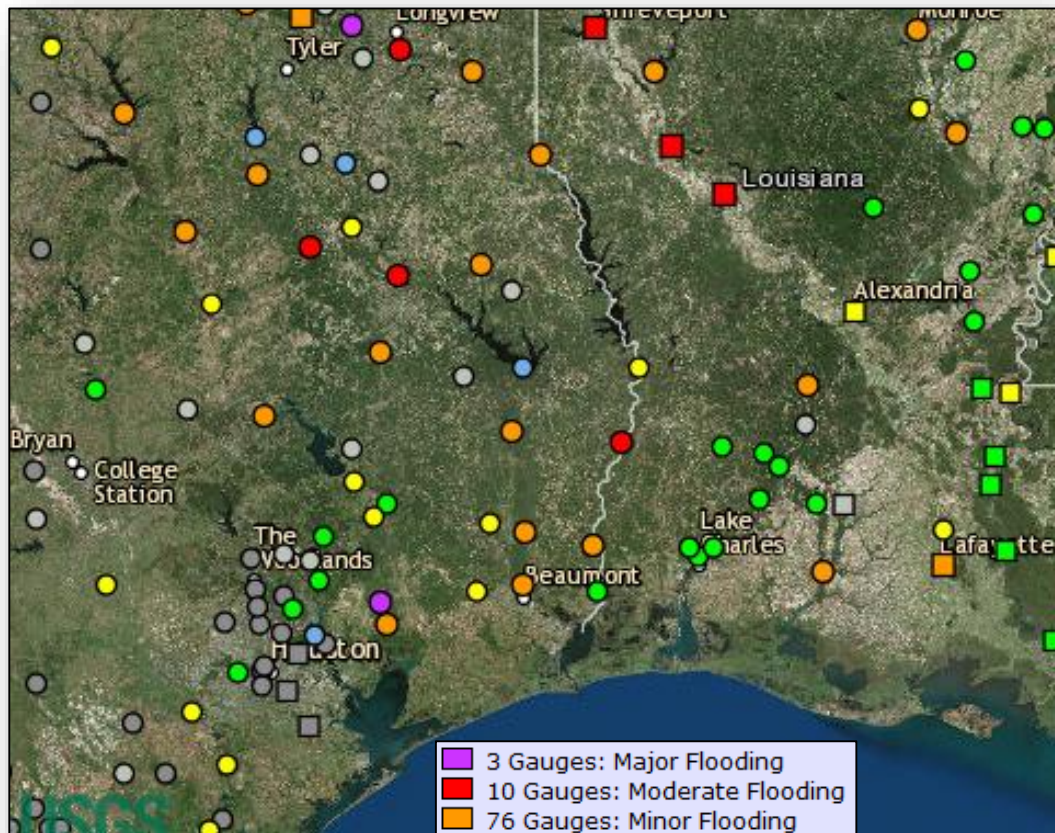


Day 3

# River Flooding

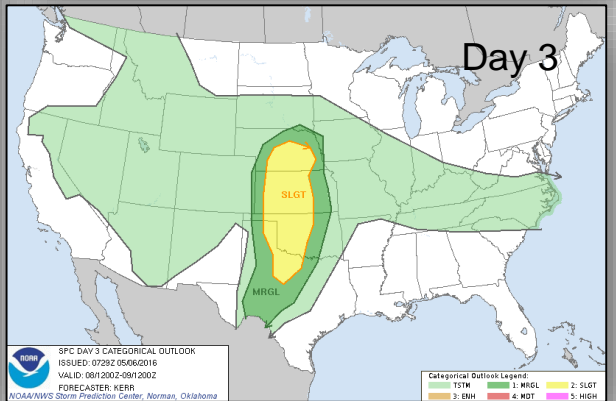
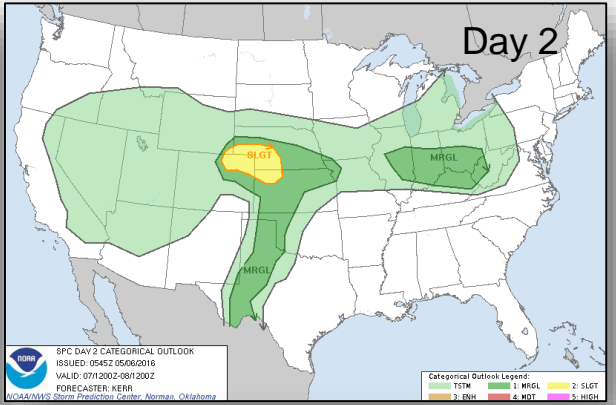
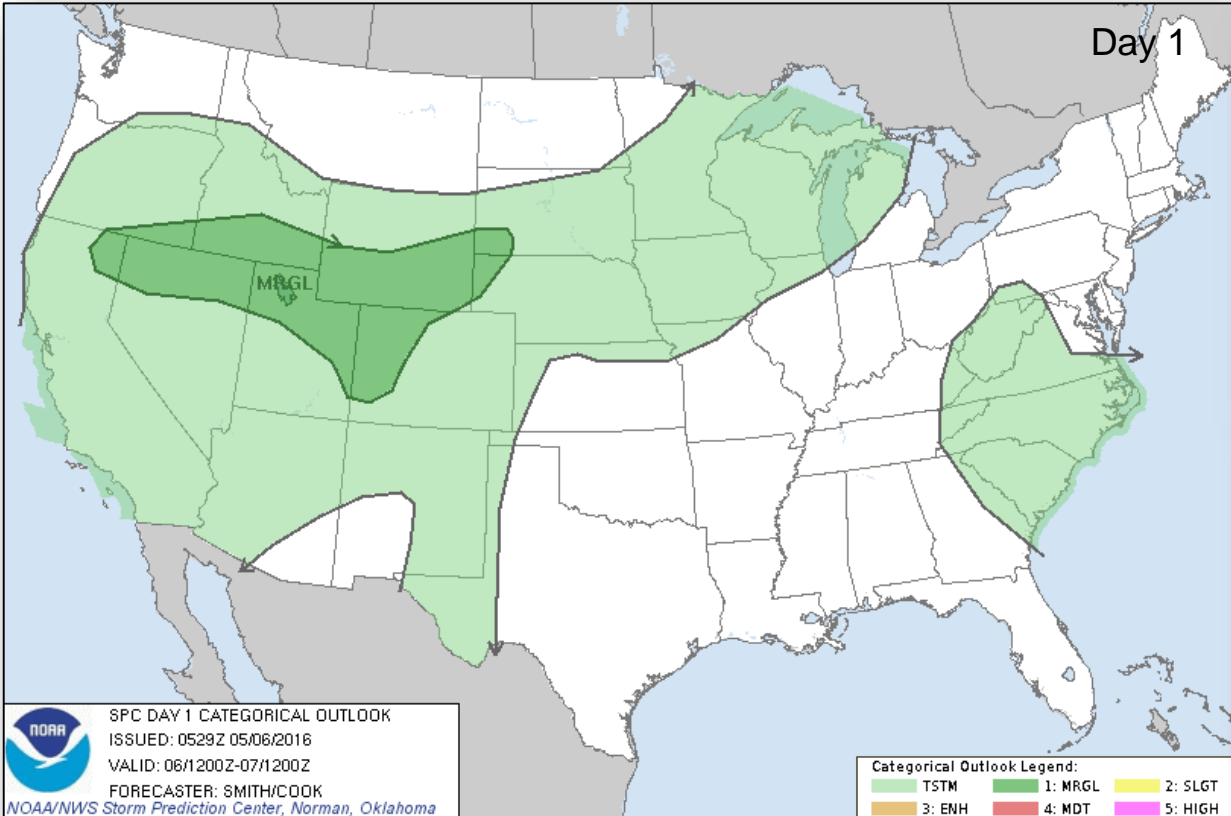


FEMA





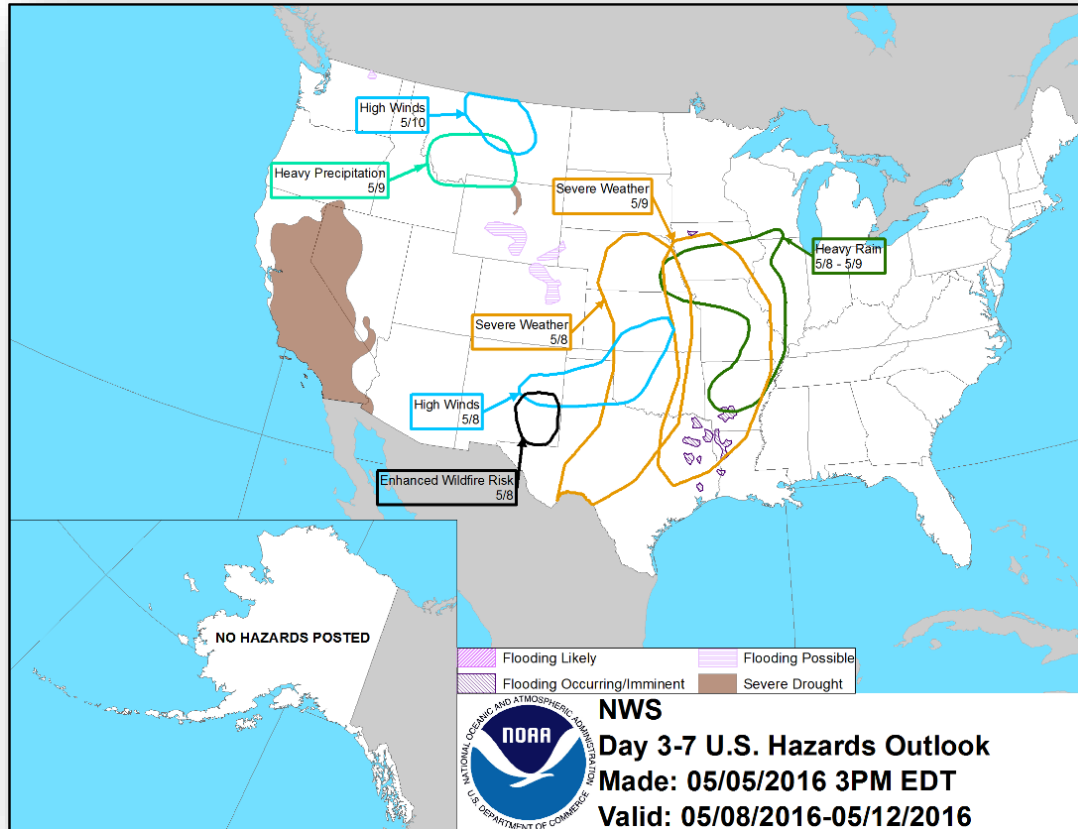
# Severe Weather Outlook: Days 1-3



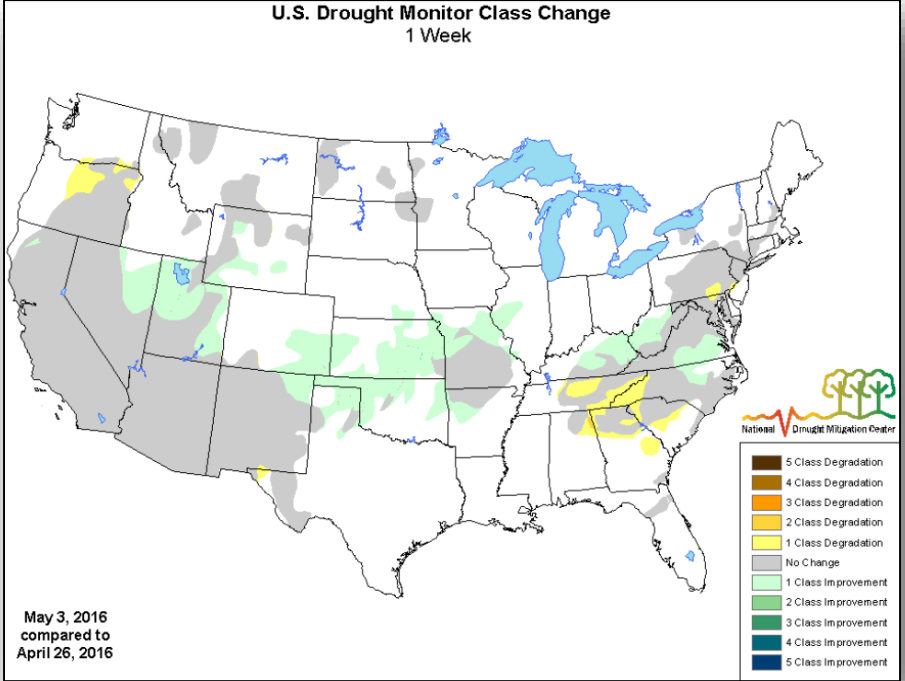
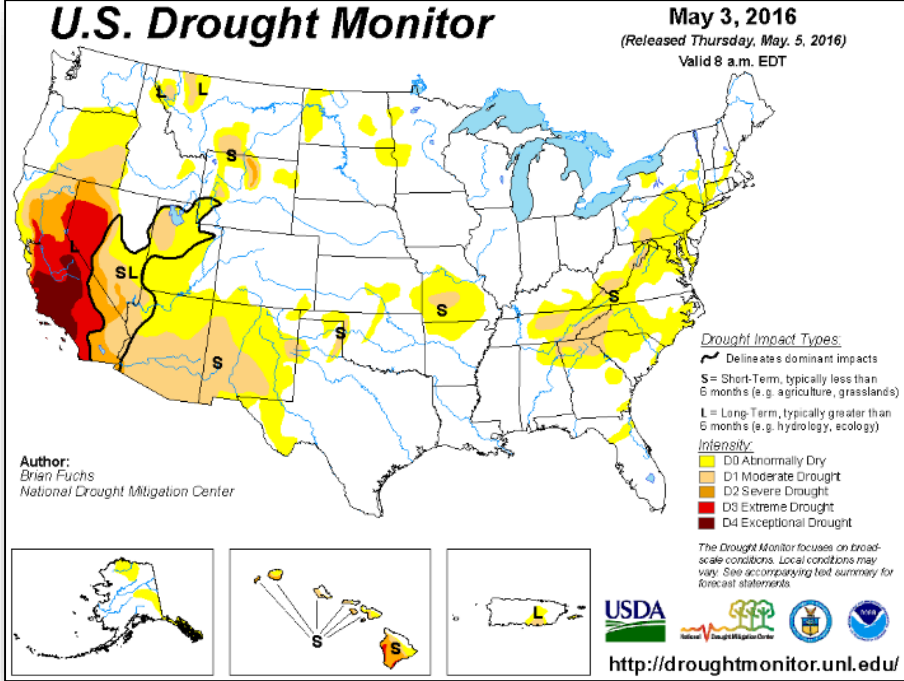
# Hazard Outlook May 8-12



FEMA



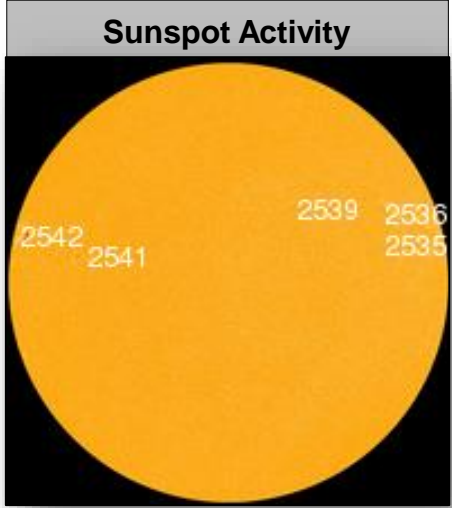

# U.S. Drought Monitor



# Space Weather



|                               | Past 24 Hours | Current     | Next 24 Hours |
|-------------------------------|---------------|-------------|---------------|
| <b>Space Weather Activity</b> | <b>None</b>   | <b>None</b> | <b>None</b>   |
| Geomagnetic Storms            | None          | None        | None          |
| Solar Radiation Storms        | None          | None        | None          |
| Radio Blackouts               | None          | None        | None          |

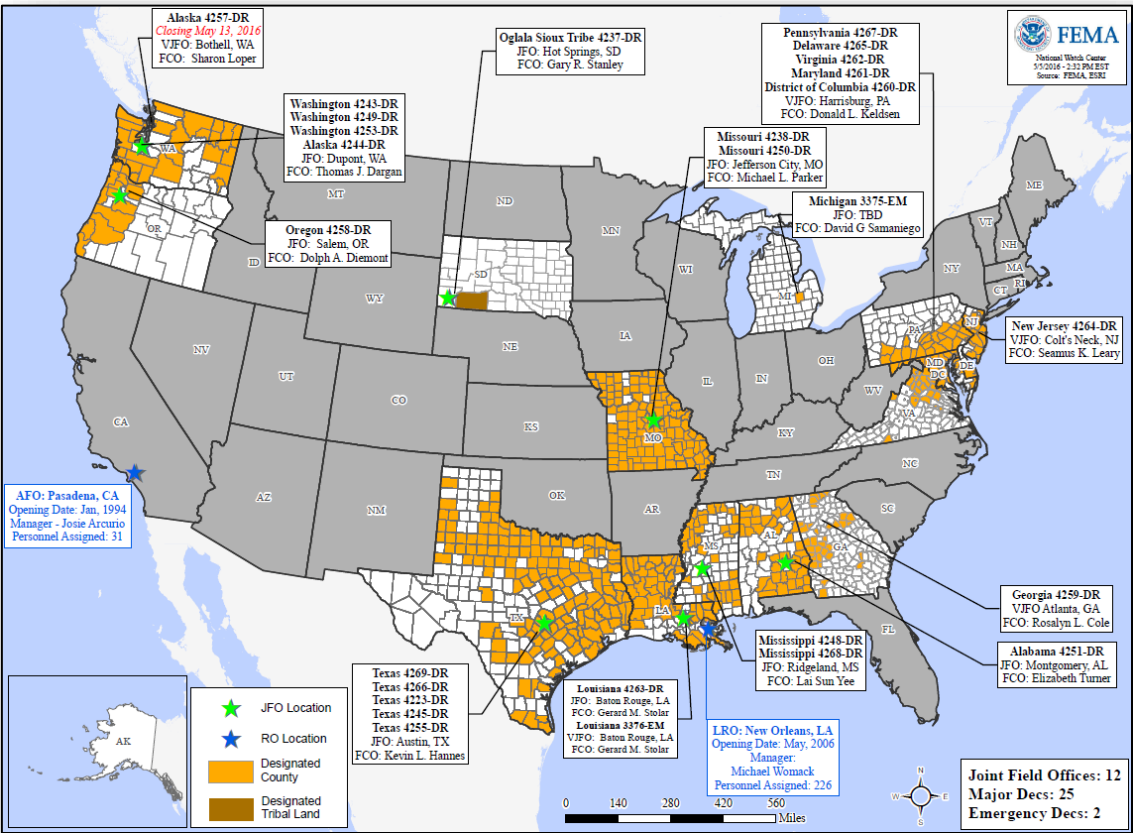


# Disaster Requests & Declarations



| <b>Declaration Requests in Process</b>                    |                       | <b>Requests APPROVED<br/>(since last report)</b> | <b>Requests DENIED<br/>(since last report)</b> |
|---|-----------------------|--|--|
| <b>2</b>  | <b>Date Requested</b> | <b>0</b>   | <b>0</b>                                       |
| <b>NM – DR (Appeal) Severe Winter Storm and Snowstorm</b> | <b>April 7, 2016</b>  |  |  |
| <b>AR – DR Severe Storms, Tornadoes, and Flooding</b>     | <b>April 21, 2016</b> |  |  |

# Open Field Offices as of May 6, 2016



# Joint Preliminary Damage Assessments



| Region | State / Location | Event                                 | IA/PA | Number of Counties |          | Start – End |
|--------|------------------|---------------------------------------|-------|--------------------|----------|-------------|
|        |                  |                                       |       | Requested          | Complete |             |
| VIII   | MT               | Severe Winter Storm<br>April 15, 2016 | PA    | 9                  | 9        | 5/2-5/4     |

# FEMA Readiness – Deployable Teams/Assets



| Deployable Teams/Assets |        |       |               |      |                     |               |                               |   |  |
|-------------------------|--------|-------|---------------|------|---------------------|---------------|-------------------------------|---|--|
| Resource                | Status | Total | FMC Available |      | Partially Available | Not Available | Detailed, Deployed, Activated | Comments  | Rating Criterion   |
| FCO                     | Yellow | 33    | 15            | 45%  | 0                   | 1             | 17                            |   | OFDC Readiness:<br>FCO Green Yellow Red<br>Type 1 3+ 2 1<br>Type 2 4+ 3 2<br>Type 3 4 3 2<br>FDRC 3 2 1  |
| FDRC                    | Green  | 9     | 5             | 56%  | 0                   | 0             | 4                             |   |  |
| US&R                    | Green  | 27    | 27            | 100% | 0                   | 0             | 0                             |   | <ul style="list-style-type: none"> <li>Green = Available/FMC</li> <li>Yellow = Available/PMC</li> <li>Red = Out-of-Service</li> <li>Blue = Assigned/Deployed</li> </ul>  |
| National IMAT           | Yellow | 3     | 2             | 67%  | 0                   | 0             | 1                             | National IMAT West deployed to PA (VR16 Exercise)   | <ul style="list-style-type: none"> <li>Green: 3 available</li> <li>Yellow: 1-2 available</li> <li>Red: 0 avail (<i>Individual N-IMAT red if 50% of Section Chiefs and/or Team Leader is unavailable for deployment.</i>)</li> </ul>          |
| Regional IMAT           | Green  | 13    | 8             | 62%  | 0                   | 0             | 5                             | RVIII reconstituted<br><u>Deployed:</u><br>RI to LA (4263-LA)<br>RIII to PA (VR16 Exercise); 4260-DC; 4261-MD; 4262-VA; 4265-DE; 4267-PA)<br>RV to MI (3375-MI)<br>RVI Team 1 to TX (4266-TX); Team 2 to LA (4263-LA) | <ul style="list-style-type: none"> <li>Green: &gt;6 teams available</li> <li>Yellow: 4 - 6 teams available</li> <li>Red: &lt; 4 teams available</li> </ul> R-IMAT also red if TL Ops/Log Chief is unavailable & has no qualified replacement |
| MERS Teams              | Green  | 18    | 14            | 77%  | 0                   | 0             | 4                             | <u>Deployed:</u><br>Denton: 2 teams to TX<br>Frederick: 1 team to OH (VR16 Exercise); 1 team to PA (VR16 Exercise)  | <ul style="list-style-type: none"> <li>Green = &gt;66% available</li> <li>Yellow = 33% to 66% available</li> <li>Red = &lt;33% available</li> </ul>  |



# FEMA Readiness – National/Regional Teams



| National/Regional Teams |        |       |               |      |                     |               |                        |  |  |
|-------------------------|--------|-------|---------------|------|---------------------|---------------|------------------------|--|--|
| Resource                | Status | Total | FMC Available |      | Partially Available | Not Available | Status                 | Comments   | Rating Criterion   |
| NWC                     |        | 5     | 5             | 100% | 0                   | 0             | Watch/<br>Steady state |  | <ul style="list-style-type: none"> <li>• Green = FMC</li> <li>• Yellow = PMC</li> <li>• Red = NMC</li> </ul> |
| NRCC                    |        | 2     | 344           | 89%  | 0                   | 44            | Activated              | Level I Full Activation (VR16 Exercise) – Day Shift Only<br>(ENDEX noon today) |  |
| HLT                     |        | 1     | N/A           | N/A  | 0                   | 0             | Not Activated          |  |  |
| DEST                    |        |       |               |      |                     |               | Not Activated          |  |  |
| RRCCs                   |        | 10    | 10            | 100% | 0                   | 0             | Not Activated          |  |  |
| RWCs/MOCs               |        | 10    | 10            | 100% | 0                   | 0             | Not Activated          |  |  |



# FEMA

**FEMA's mission is to support our citizens and first responders to ensure that as a nation we work together to build, sustain, and improve our capability to prepare for, protect against, respond to, recover from, and mitigate all hazards.**