

The Disaster Center is dedicated to the idea that disaster mitigation is cost effective and individuals pursuing their own interest are the greatest potential force for disaster reduction.

Please consider making a small donation to the Disaster Center



When disaster mitigation is cost effective, we are on the road to bringing disasters to an end.



FEMA

Daily Operations Briefing

Monday, April 25, 2016

8:30 a.m. EDT

Significant Activity: April 22-25



Significant Events: None

Significant Weather:

- Severe thunderstorms possible – Middle Mississippi Valley to Upper Great Lakes
- Rain and thunderstorms – Northern/Central Plains to the Great Lakes; TX/LA Gulf Coast; Southeast to the Appalachians
- Rain and snow – Northern Intermountain to the Central Great Basin & Northern Plains; Great Lakes and Northeast
- Heavy snow – Central Great Basin & Rockies
- Rain – Pacific Northwest; Upper Mississippi Valley; New England
- Critical/Elevated Fire Weather Areas – AZ, NM, TX, OK, KS, CO, NE; ME, and NH
- Red Flag Warnings – CO, AZ, NM, TX, and ME
- Space weather – none observed past 24 hours; none predicted next 24 hours

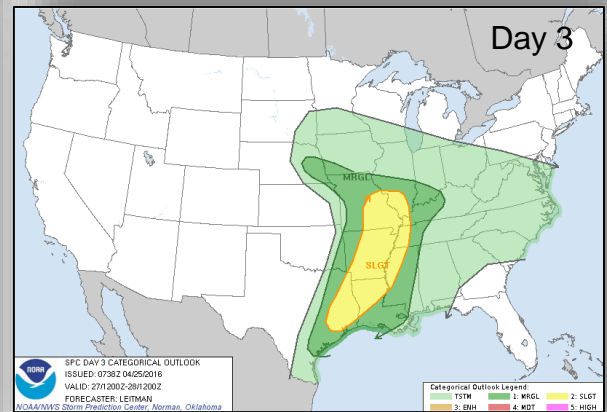
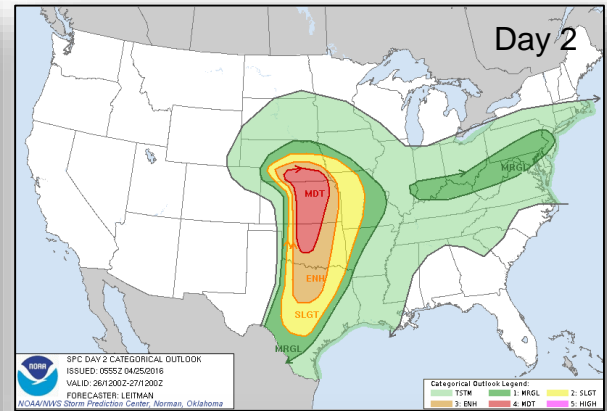
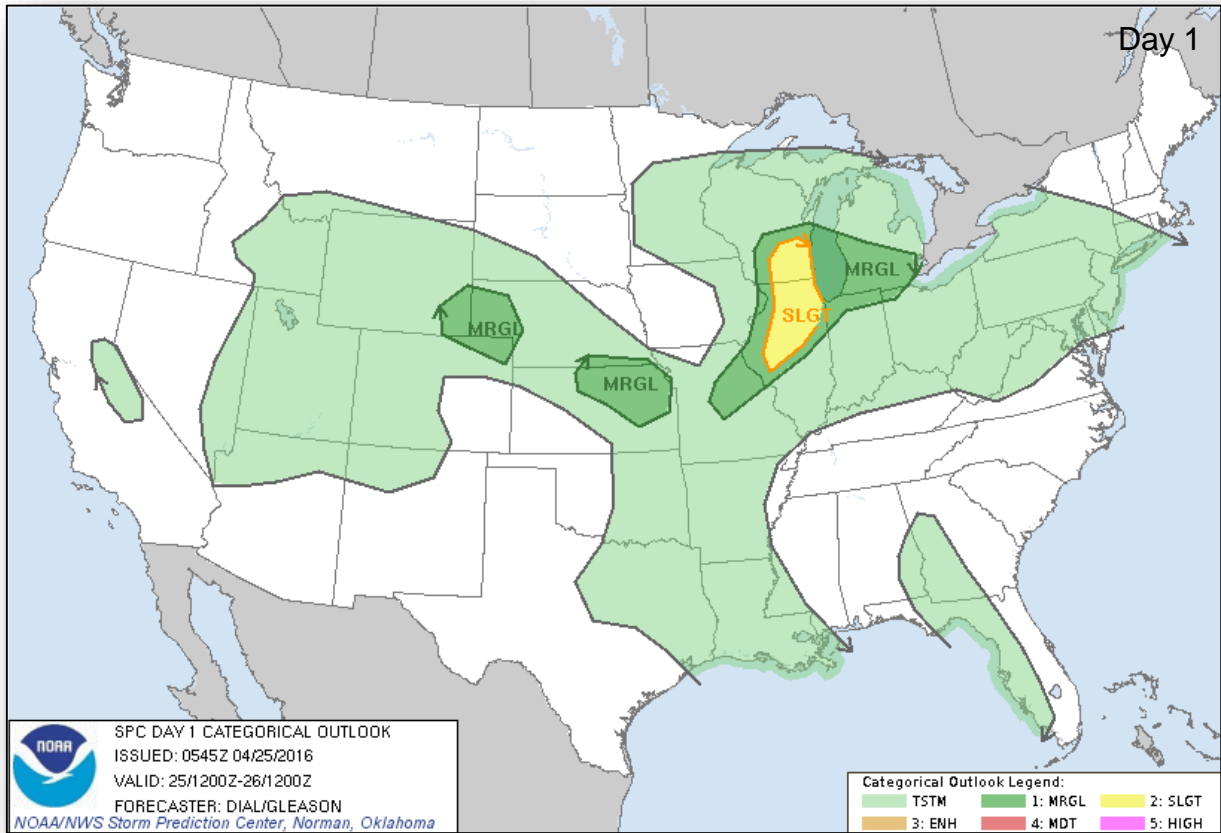
Tropical Activity: No activity affecting the U.S. or it's territories

Earthquake Activity: No significant activity

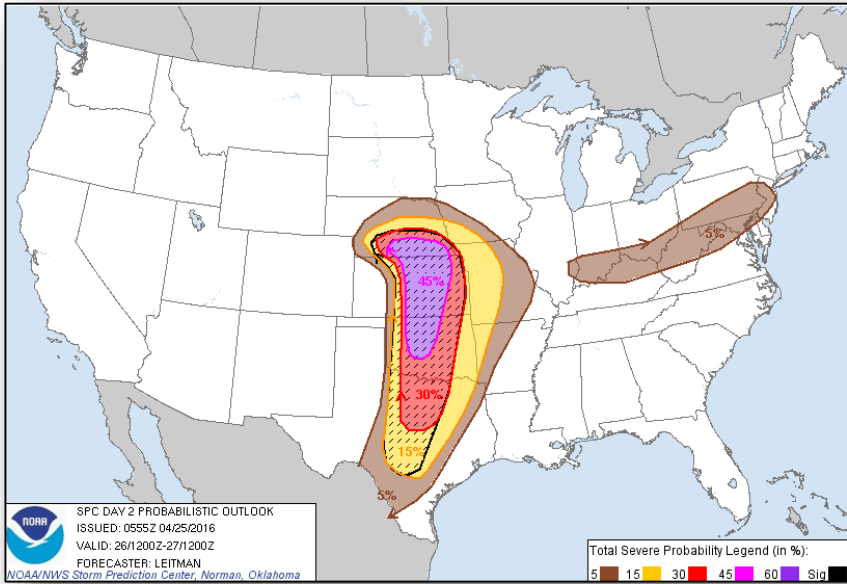
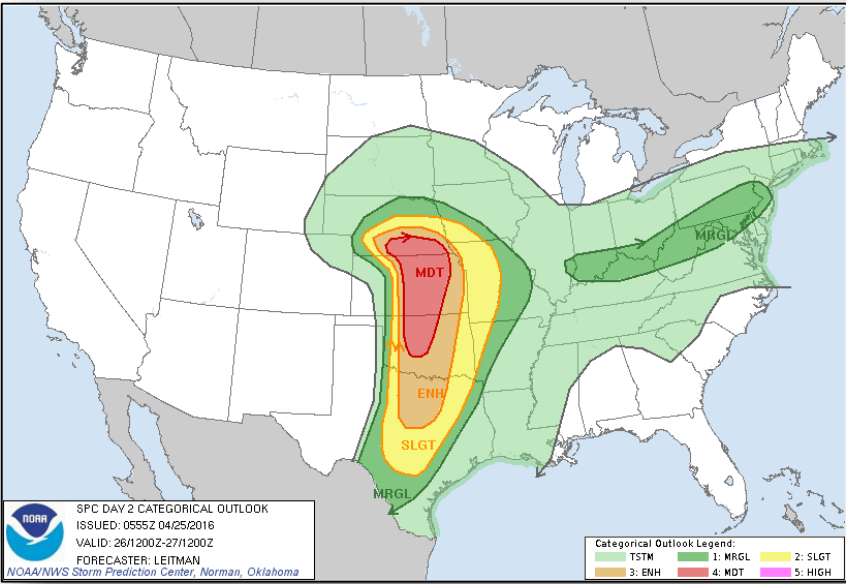
Declaration Activity:

- Major Disaster Declaration request for Texas

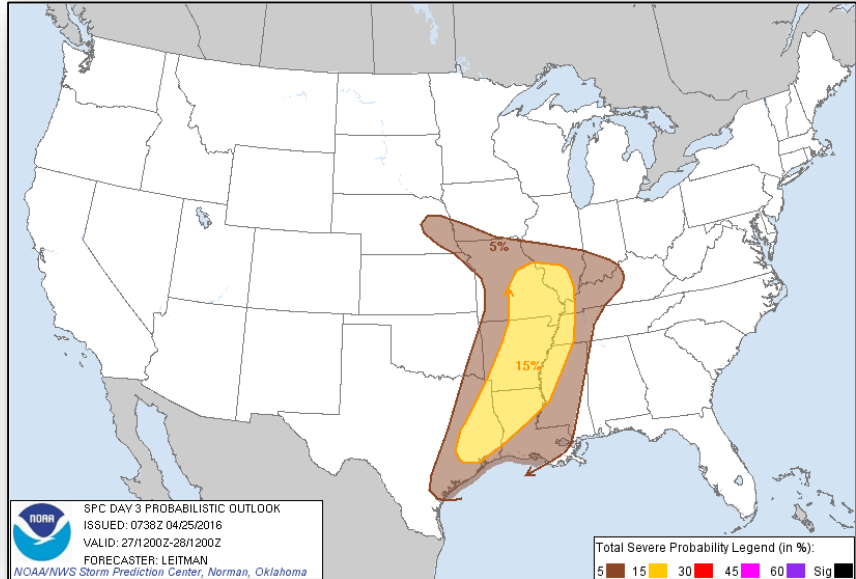
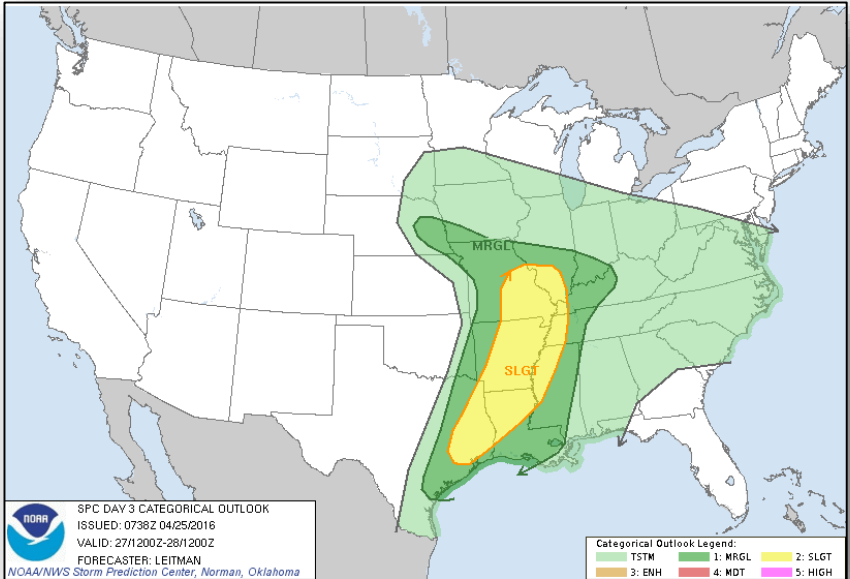
Convective Outlook Days 1-3



Convective Outlook Day 2



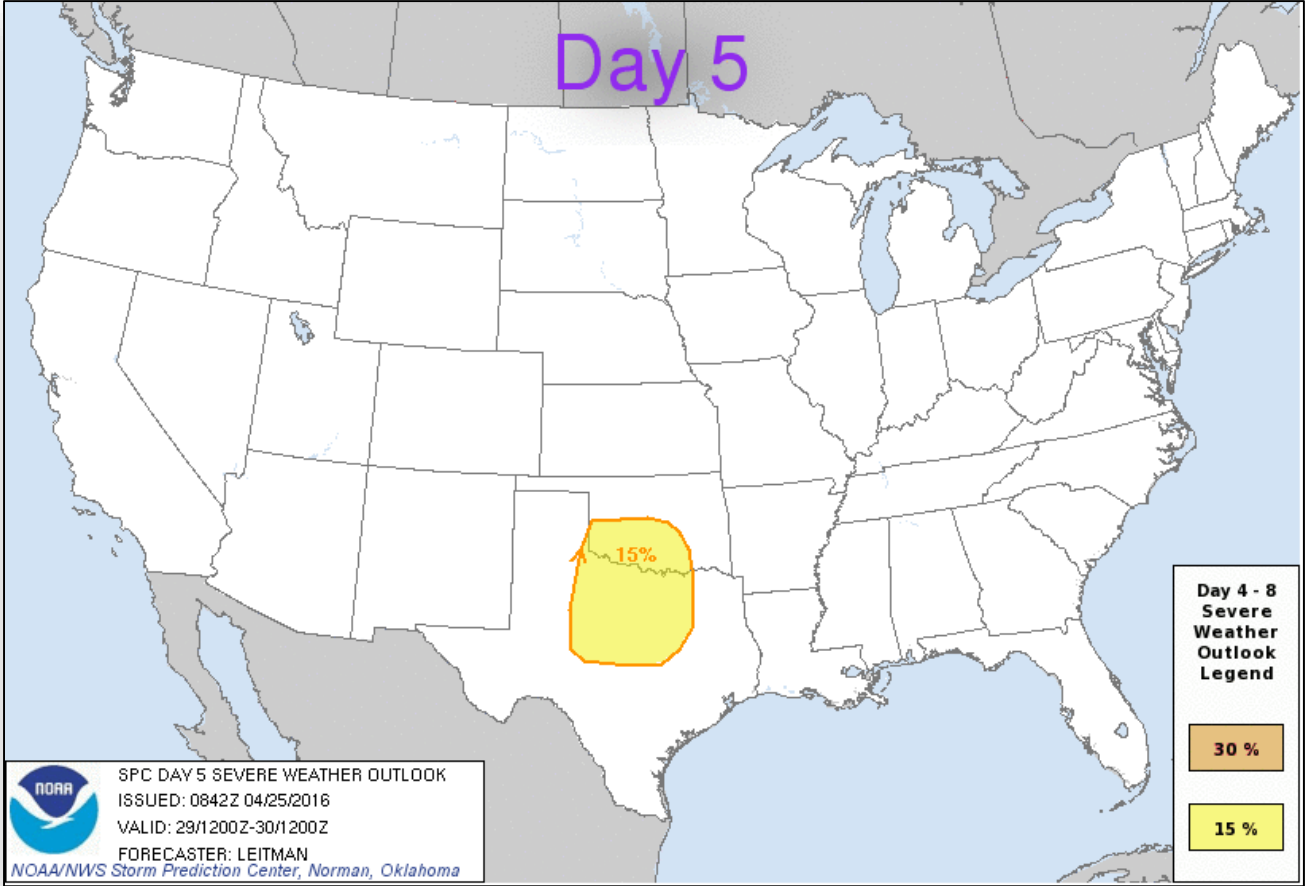
Convective Outlook Day 3



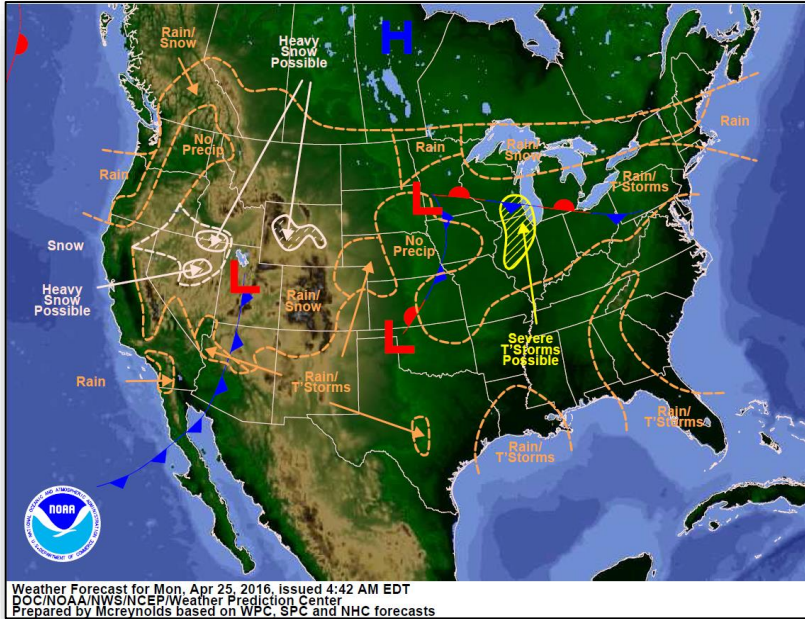
Convective Outlook Day 4-8



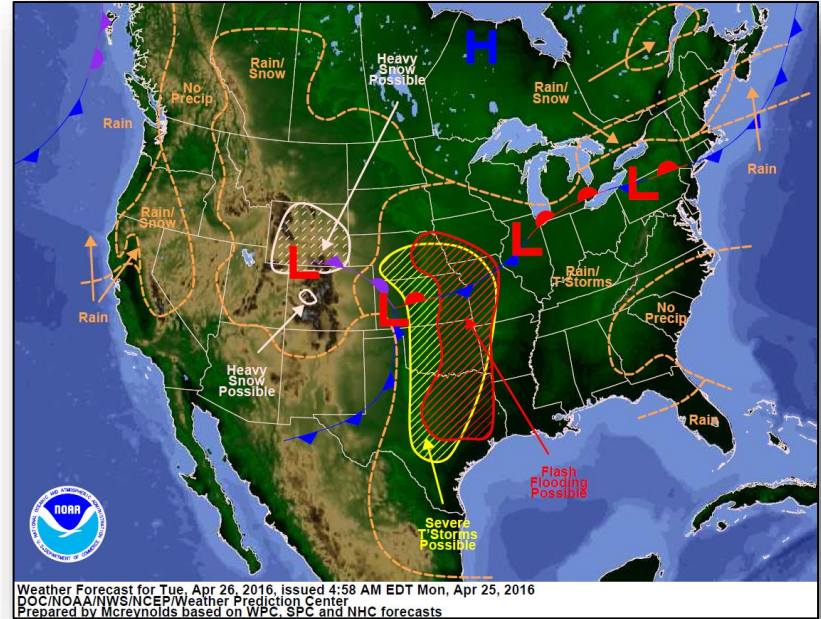
FEMA



National Weather Forecast

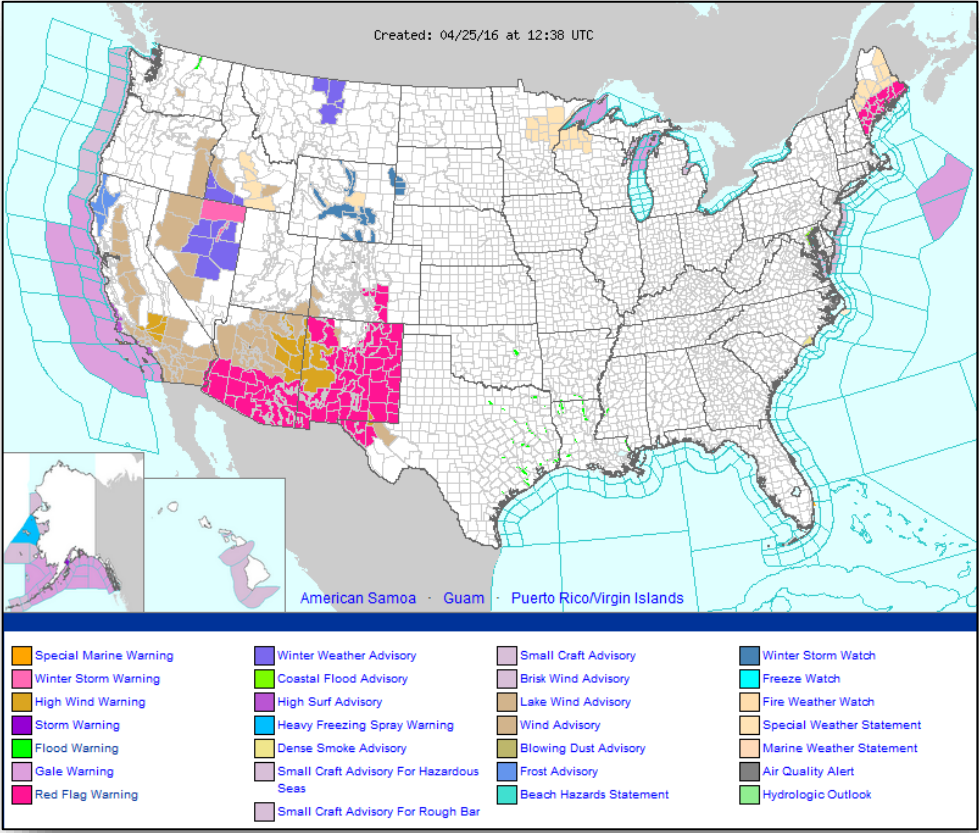


Today



Tomorrow

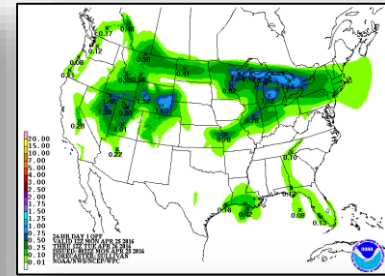
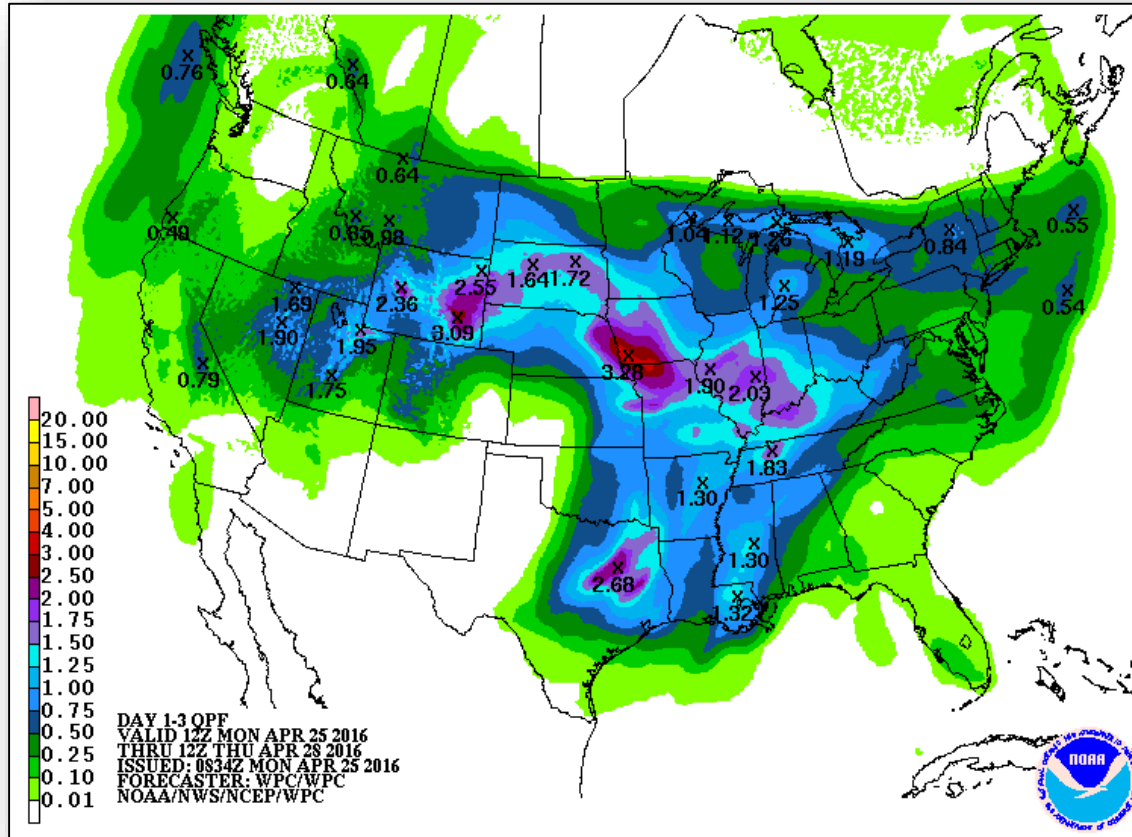
Active Watches/Warnings



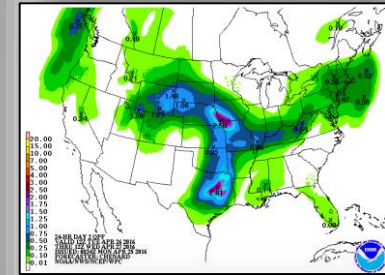
Precipitation Forecast, 1-3 Day



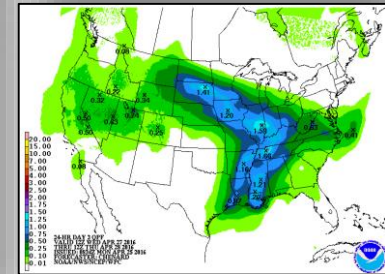
FEMA



Day 1



Day 2

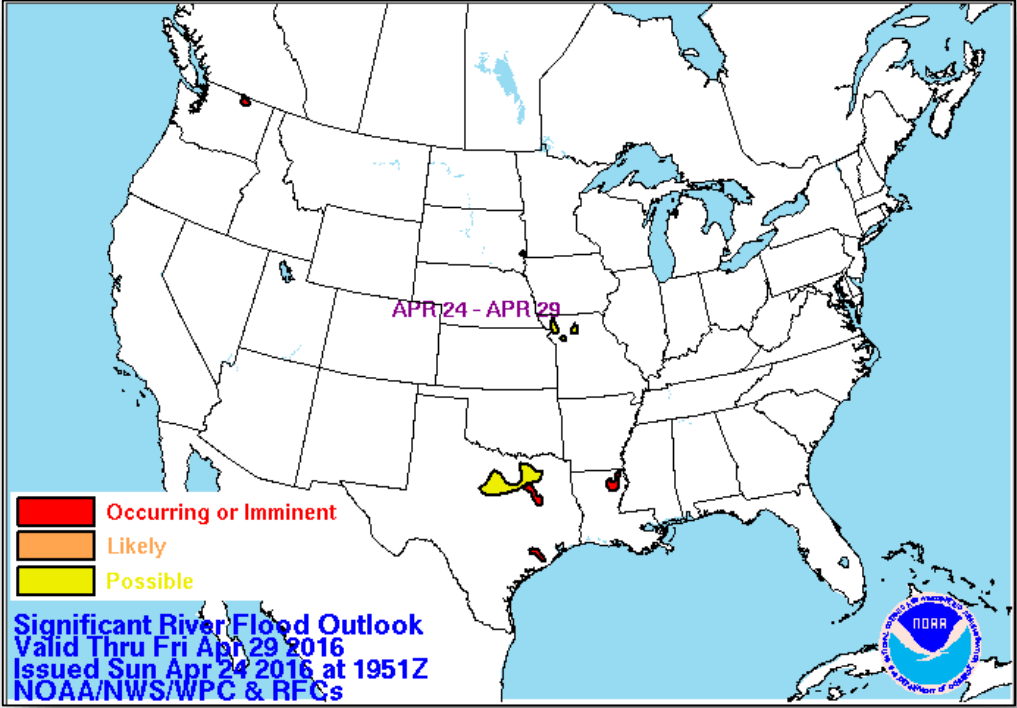


Day 3

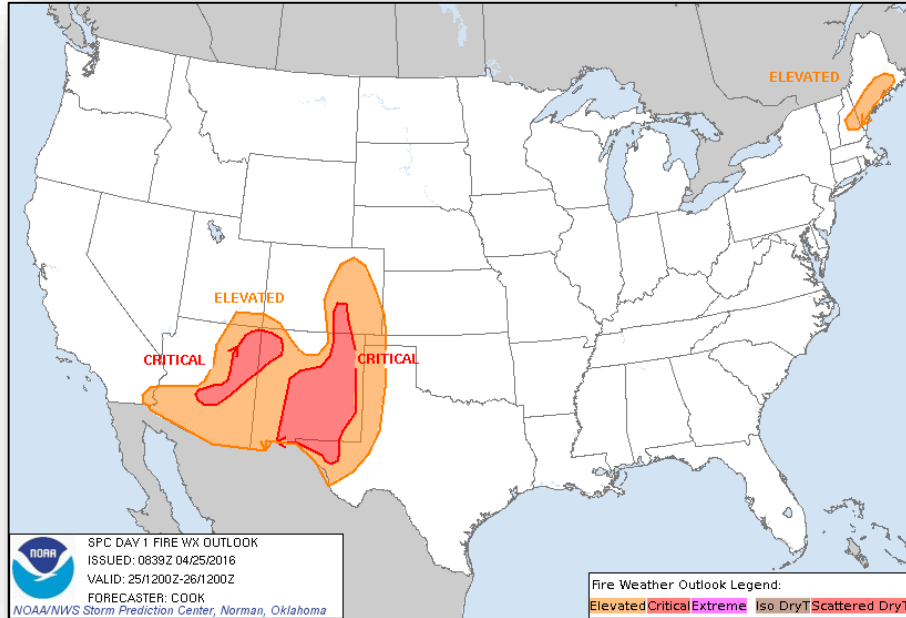
Significant River Flood Outlook



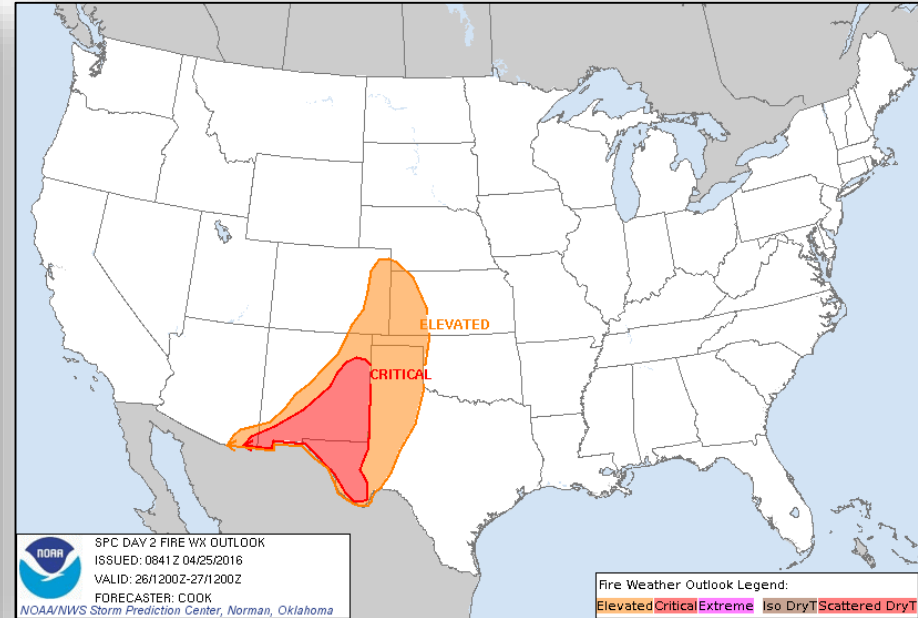
FEMA



Fire Weather Outlook

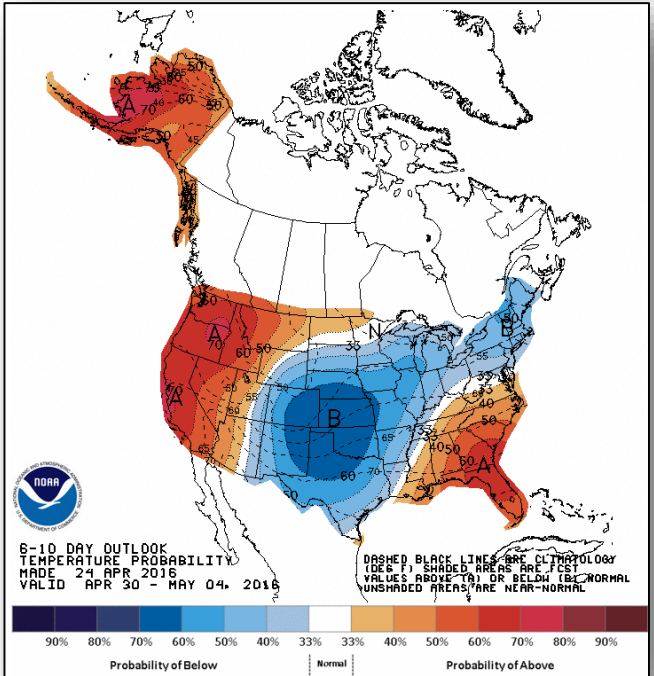


Day 1

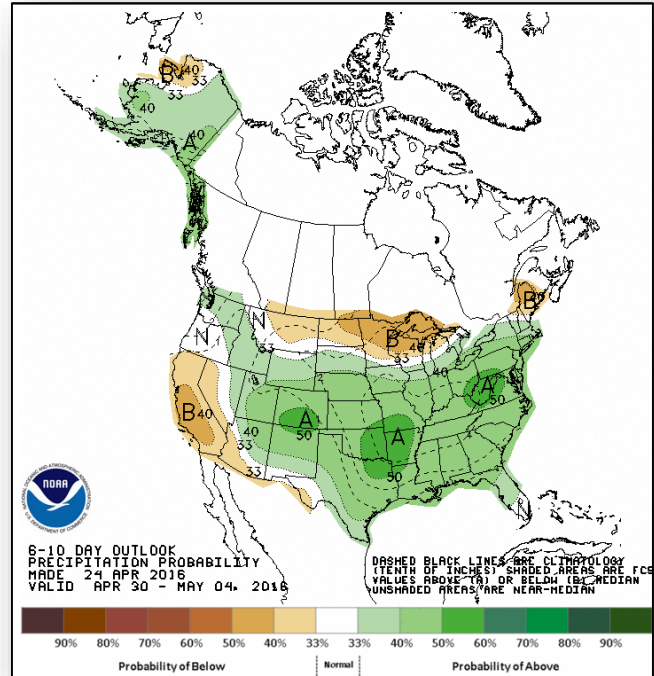


Day 2

6-10 Day Outlooks





Temperature Probability



Precipitation Probability

Space Weather

	Past 24 Hours	Current	Next 24 Hours
Space Weather Activity	None	None	None
Geomagnetic Storms	None	None	None
Solar Radiation Storms	None	None	None
Radio Blackouts	None	None	None



Disaster Requests & Declarations



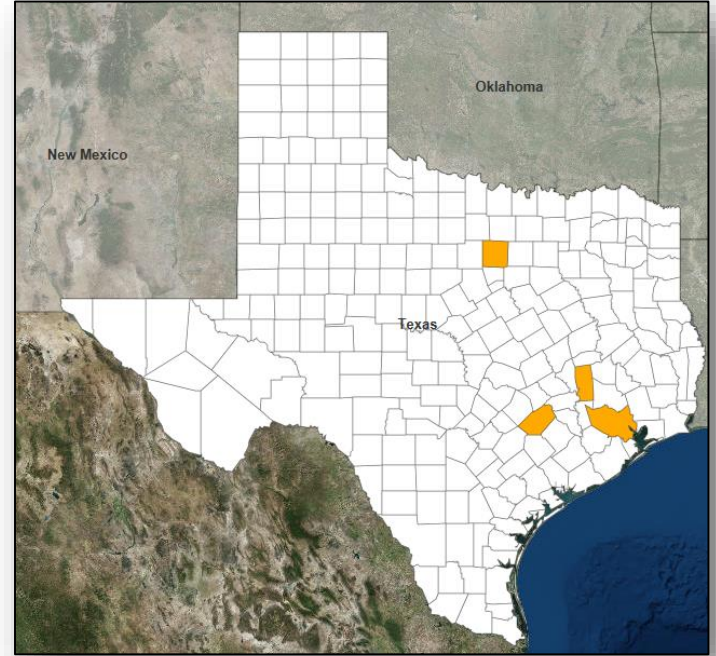
Declaration Requests in Process		Requests APPROVED (since last report)	Requests DENIED (since last report)
3	Date Requested	0	1
Republic of the Marshall Islands – Severe Drought <i>*This request was made pursuant to the Compact of Free Association.</i>	April 1, 2016		
IL – DR (Appeal) Severe Storms and Flooding	April 8, 2016		Denied April 22, 2016
NM – DR (Appeal) Severe Winter Storm and Snowstorm	April 7, 2016		
TX – DR Severe Storms and Flooding	April 24, 2016		

Major Disaster Declaration Request – TX



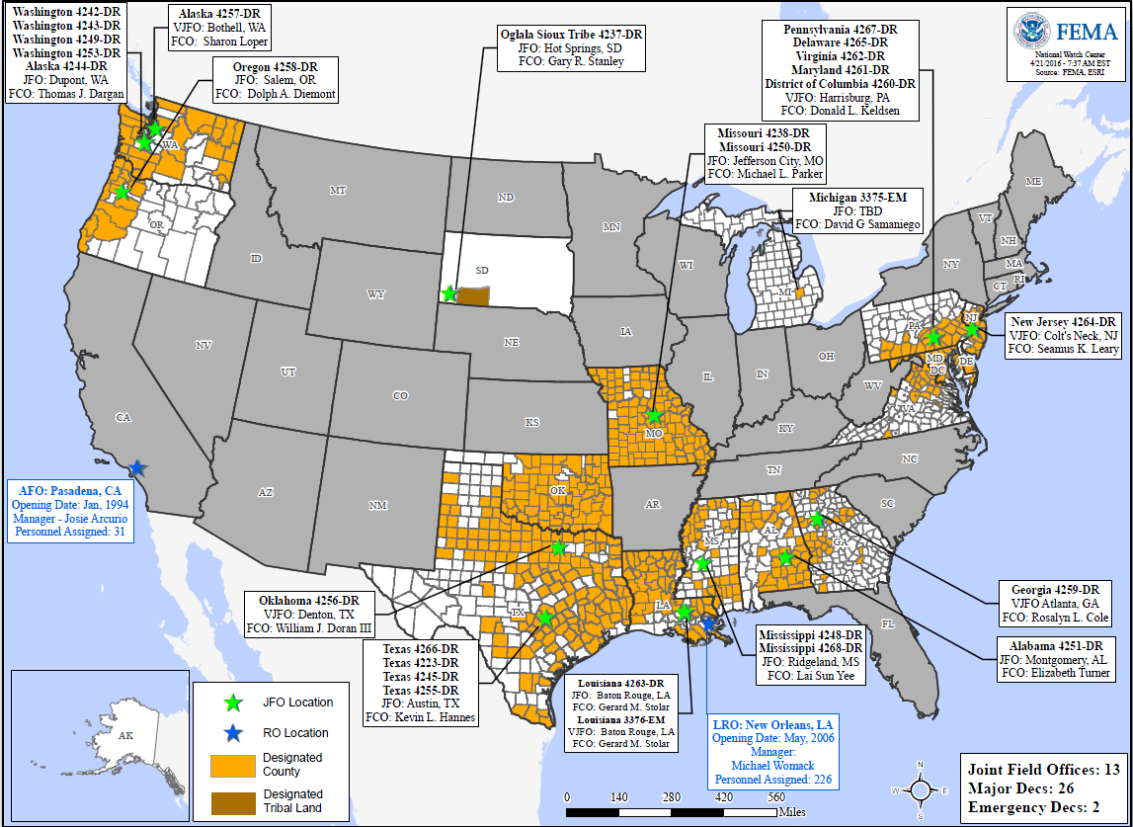
April 24, 2016

- Governor request for a Major Disaster Declaration for State of Texas
- For severe storms and flooding beginning on April 17, 2016, and continuing
- Specifically Requesting:
 - Individual Assistance for Fayette, Grimes, Harris, and Parker Counties
 - Hazard Mitigation statewide



■ Individual Assistance

Open Field Offices as of April 25, 2016



FEMA Readiness – Deployable Teams/Assets



Deployable Teams/Assets									
Resource	Status	Total	FMC Available		Partially Available	Not Available	Detailed, Deployed, Activated	Comments	Rating Criterion
FCO		33	15	45%	0	1	17		OFDC Readiness: FCO Green Yellow Red Type 1 3+ 2 1 Type 2 4+ 3 2 Type 3 4 3 2
FDRC		9	5	56%	0	0	4		FDRC 3 2 1
US&R		27	26	96%	0	1	0	VA-TF1: 4/18 – 5/1 non-mission capable (Exercise) Blue IST personnel (2) deployed to America Samoa with Region IX IMAT for post landfall assessment/evaluation of US&R needs and support	<ul style="list-style-type: none"> Green = Available/FMC Yellow = Available/PMC Red = Out-of-Service Blue = Assigned/Deployed
National IMAT		3	2	67%	0	0	1	National IMAT West deployed to LA (4263-LA)	<ul style="list-style-type: none"> Green: 3 available Yellow: 1-2 available Red: 0 avail (<i>Individual N-IMAT red if 50% of Section Chiefs and/or Team Leader is unavailable for deployment.</i>)
Regional IMAT		13	6	46%	1	0	6	<p>RIV Team 2 returned to region from MS</p> <p>Deployed: RI to LA (4263-LA) RII to TX (4266-TX) RIII to PA (4260-DC; 4261-MD; 4262-VA; 4265-DE; 4267-PA) RV to MI (3375-MI) RVI Team 1 to TX (4266-TX); Team 2 to LA (4263-LA) RIX Team 1 demobilizing from American Samoa</p> <p>Partially Mission Capable: RVIII returned to region from LA – reconstituting until May 6</p>	<ul style="list-style-type: none"> Green: >6 teams available Yellow: 4 - 6 teams available Red: < 4 teams available <p><i>R-IMAT also red if TL Ops/Log Chief is unavailable & has no qualified replacement</i></p>
MERS Teams		18	16	88%	0	0	2	<p>Deployed: Denton: 1 team to LA Bothell: 1 team to American Samoa</p>	<ul style="list-style-type: none"> Green = >66% available Yellow = 33% to 66% available Red = <33% available

FEMA Readiness – National/Regional Teams



National/Regional Teams									
Resource	Status	Total	FMC Available		Partially Available	Not Available	Status	Comments	Rating Criterion
NWC		5	5	100%	0	0	Not Activated	Returned to Watch Steady/State (24/7)	<ul style="list-style-type: none"> • Green = FMC • Yellow = PMC • Red = NMC
NRCC		2	344	89%	0	44	Not Activated	Activation cancelled	
HLT		1	N/A	N/A	0	0	Not Activated		
DEST							Not Activated		
RRCCs		10	10	100%	0	0	Not Activated	Region IX activation cancelled	
RWCs/MOCs		10	10	100%	0	0	Not Activated	Region IX returned to Watch Steady/State (24/7)	



FEMA

FEMA's mission is to support our citizens and first responders to ensure that as a nation we work together to build, sustain, and improve our capability to prepare for, protect against, respond to, recover from, and mitigate all hazards.