

The Disaster Center is dedicated to the idea that disaster mitigation is cost effective and individuals pursuing their own interest are the greatest potential force for disaster reduction.

Please consider making a small donation to the Disaster Center



When disaster mitigation is cost effective, we are on the road to bringing disasters to an end.



FEMA

Daily Operations Briefing

Saturday, April 9, 2016

8:30 a.m. EDT

Significant Activity: April 8-9



Significant Events: None

Significant Weather:

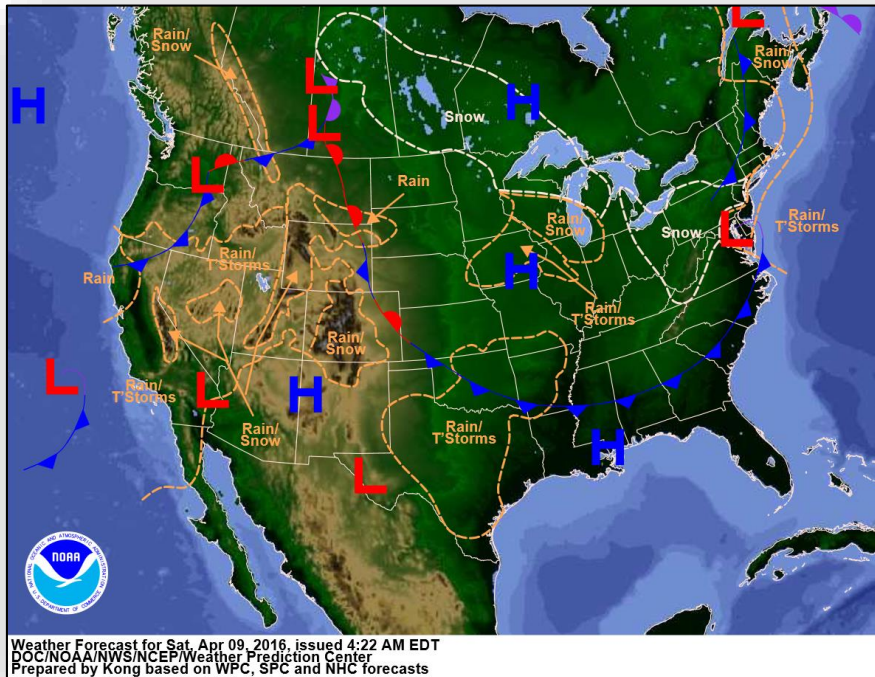
- Rain and Thunderstorms – CA to the Northern/Central Plains, Southern Plains, and Lower/Middle Mississippi valleys
- Rain and Snow – Higher elevations of the Sierras, Central Great Basin, Northern/Central Rockies, Great Lakes, Ohio valleys, and Northeast
- Snow – Upper Mississippi Valley, Great Lakes, northern Ohio Valley, Mid-Atlantic, and Northeast
- Red Flag Warnings – Northern Plains and Southeast
- Critical Fire Weather – Northern Plains; Elevated Fire – Plains and Mid-Atlantic to South
- Space weather – No space weather storms observed in the past 24 hours; no space weather storms predicted to occur in the next 24 hours

Tropical Activity: No activity affecting the U.S. or its territories

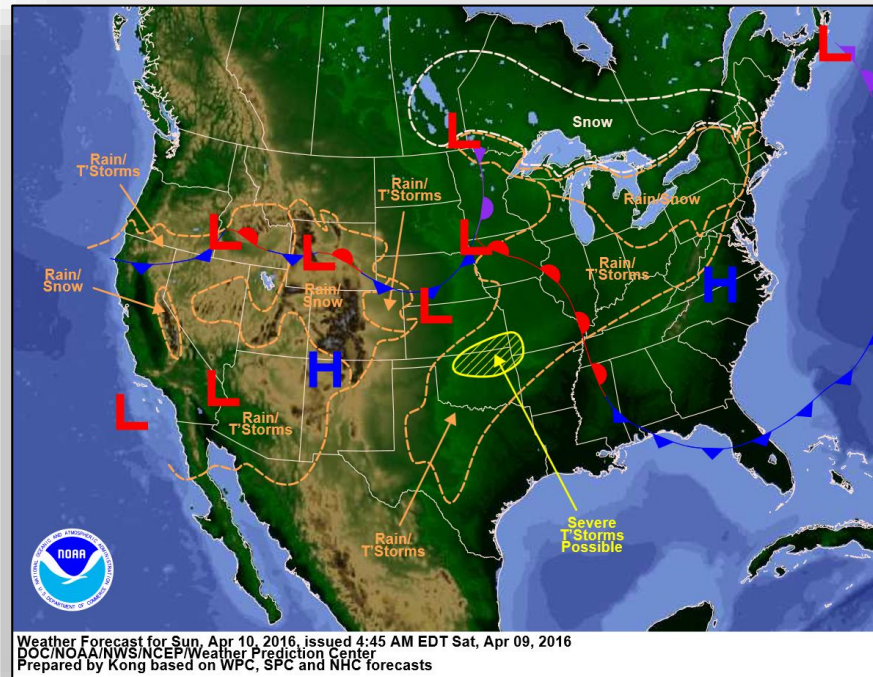
Earthquake Activity: No significant activity

Declaration Activity: None

National Weather Forecast



Today

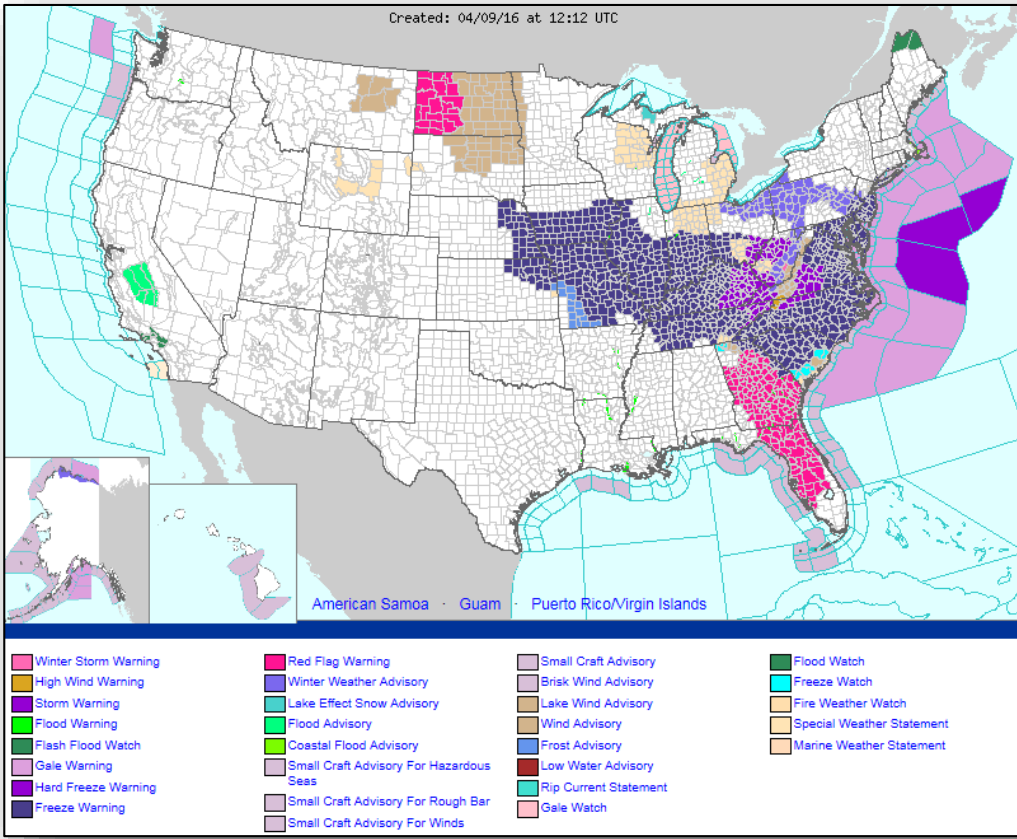


Tomorrow

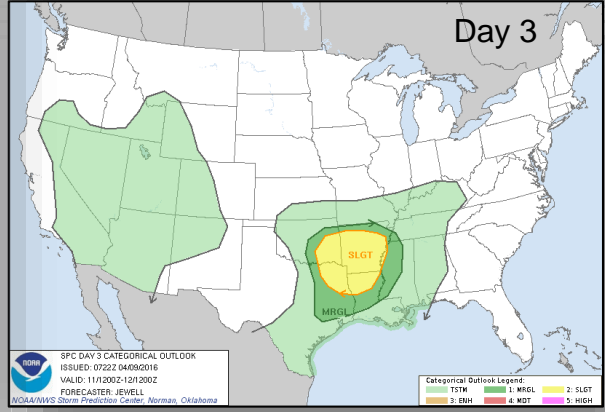
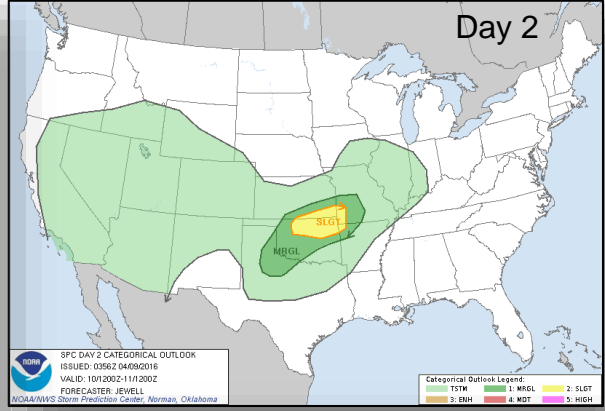
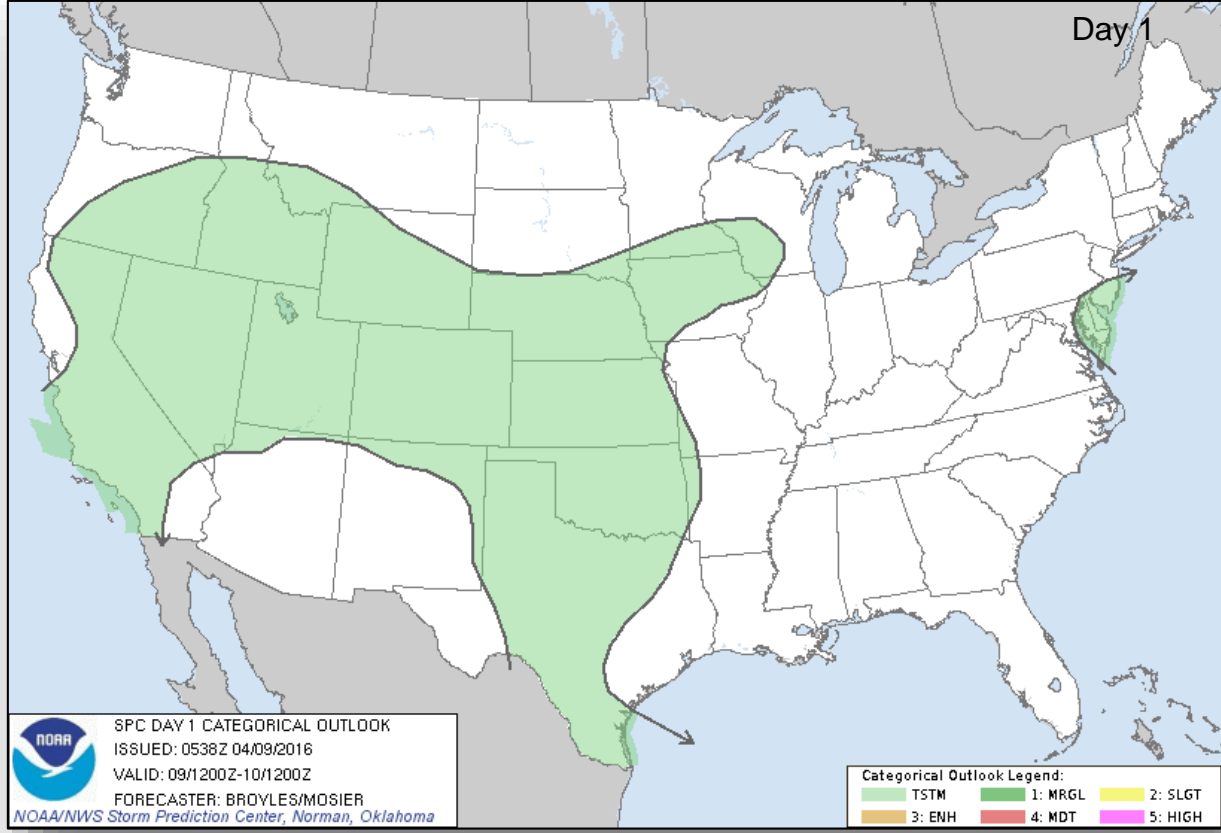
Active Watches/Warnings



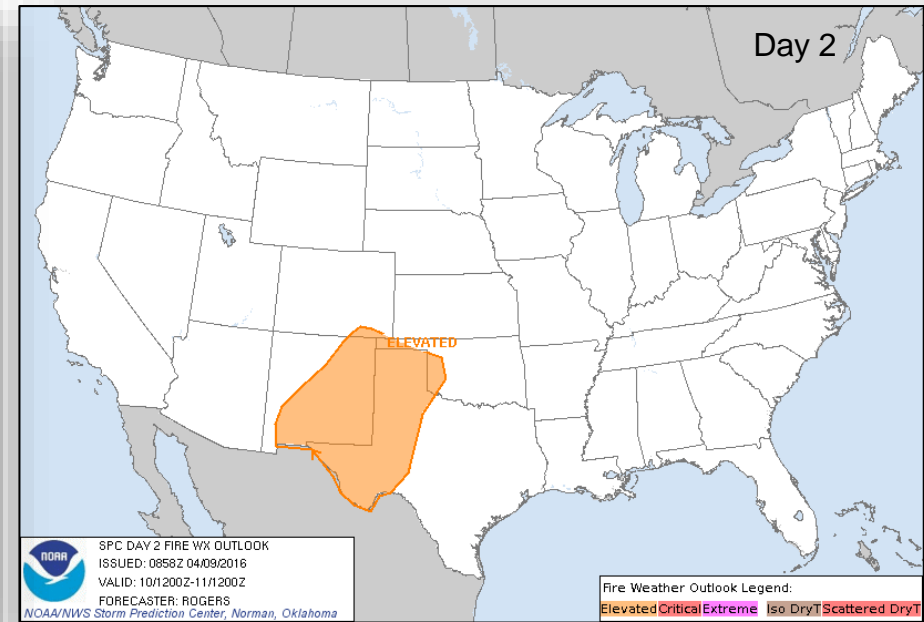
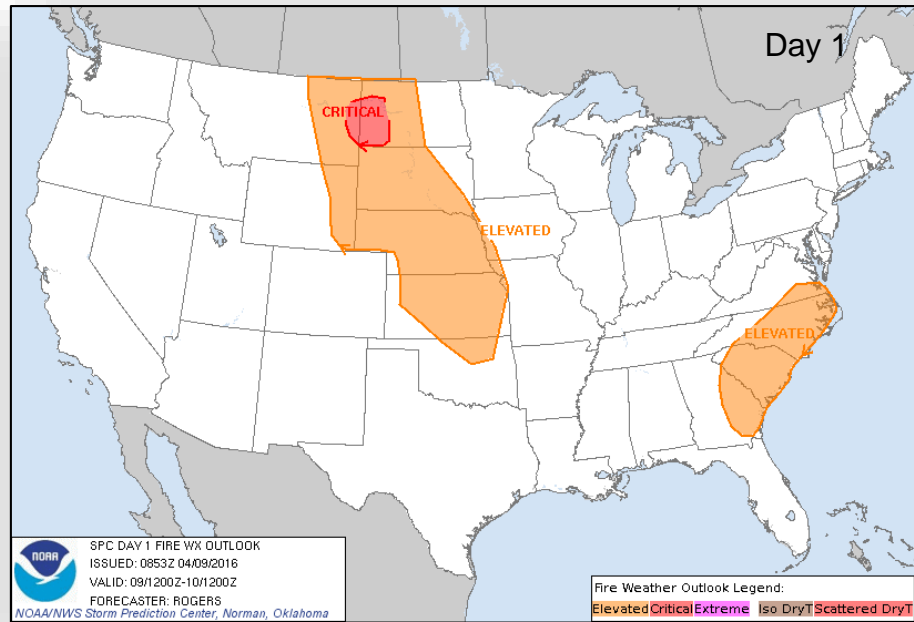
FEMA



Convective Outlook Days 1-3



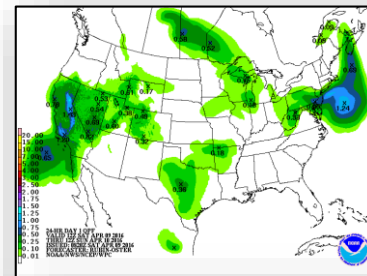
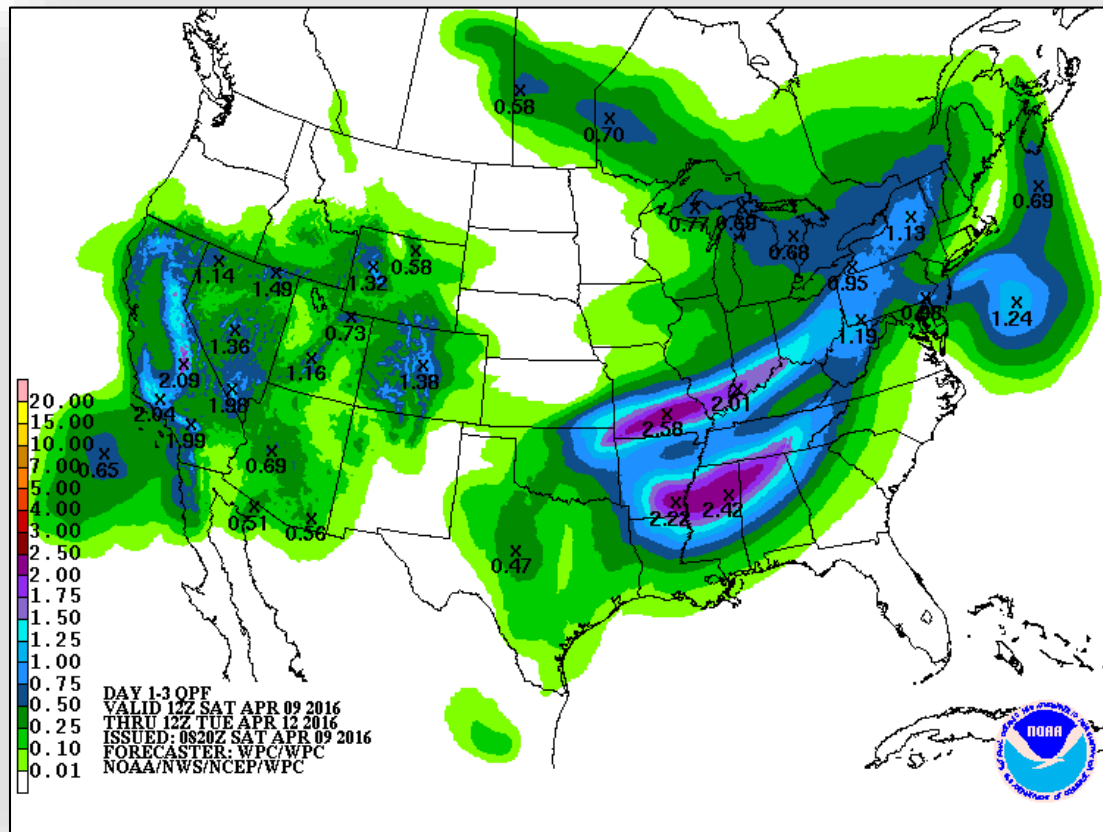
Fire Weather Outlook



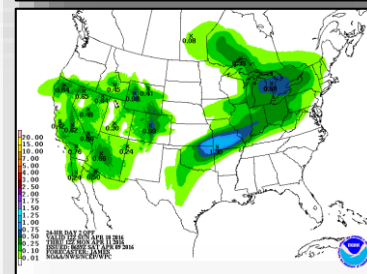
Precipitation Forecast, 1-3 Day



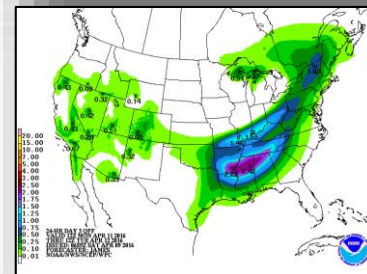
FEMA



Day 1

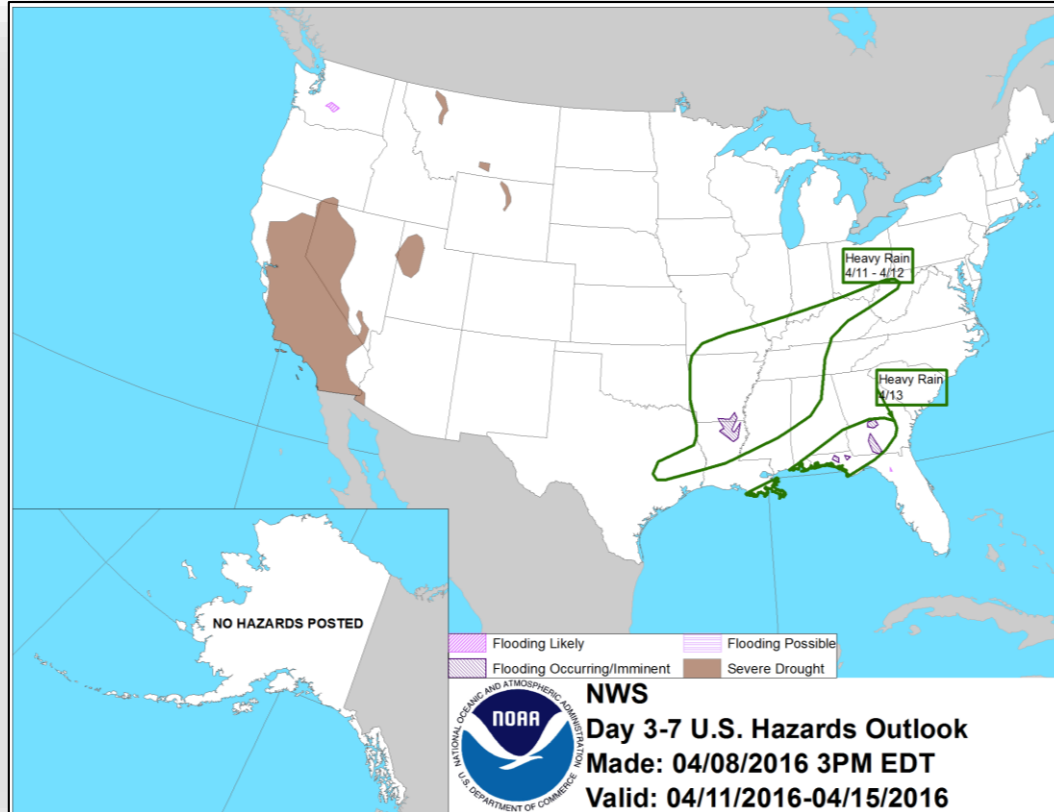


Day 2



Day 3

Hazard Outlook April 11-15

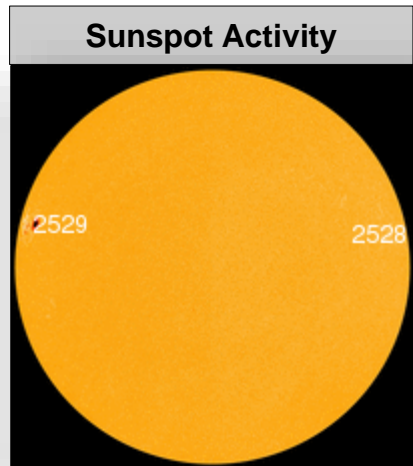



Space Weather



FEMA

	Past 24 Hours	Current	Next 24 Hours
Space Weather Activity	None	None	None
Geomagnetic Storms	None	None	None
Solar Radiation Storms	None	None	None
Radio Blackouts	None	None	None

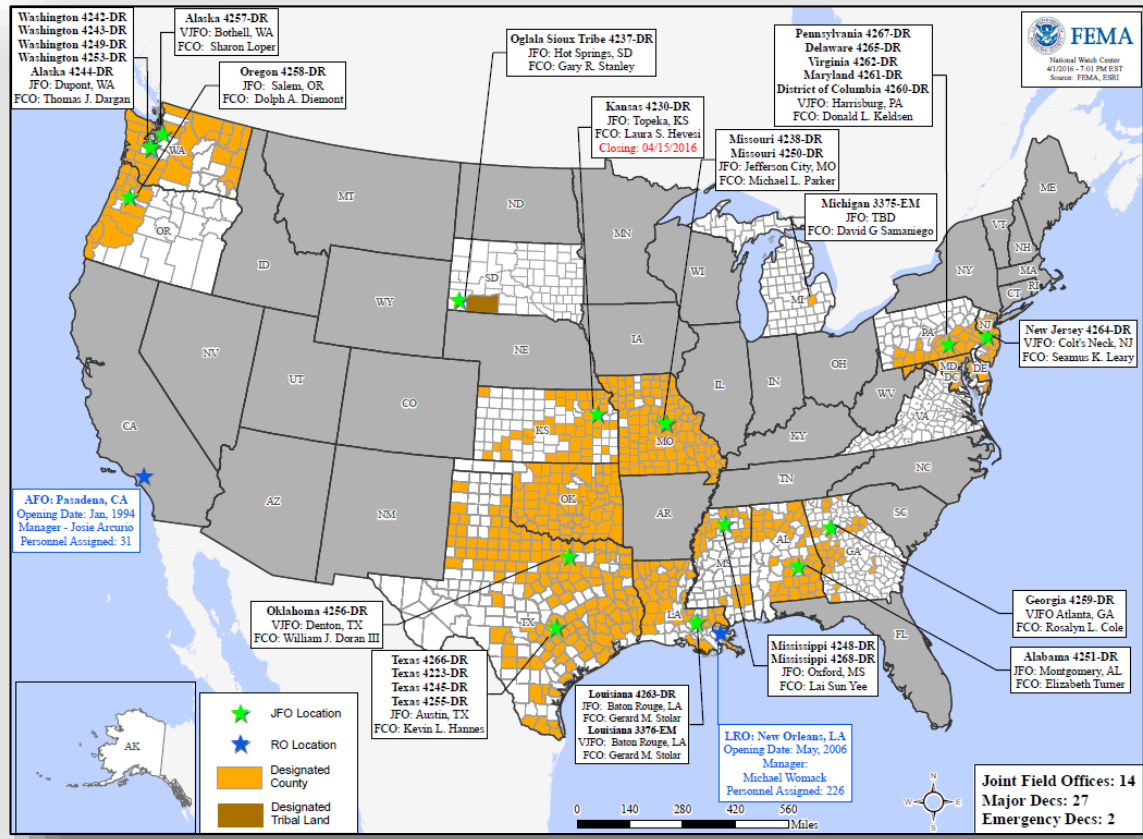


Disaster Requests & Declarations



Declaration Requests in Process		Requests APPROVED (since last report)	Requests DENIED (since last report)
2	Date Requested	0	0
LA – DR Flooding	March 2, 2016		
Marshall Islands – Severe Drought <i>*This request was made pursuant to the Compact of Free Association</i>	April 1, 2016		

Open Field Offices as of April 9, 2016



Joint Preliminary Damage Assessments



Region	State / Location	Event	IA/PA	Number of Counties		Start – End
				Requested	Complete	
V	IL	Severe Storms & Flooding December 23, 2015 – January 13, 2016	PA	8	8	4/4 – 4/6
VI	LA	Spring Flooding March 8 – Continuing	IA	10	10	3/23 – 4/4
			PA	11	11	4/4 – 4/7

Wildfire Summary



Fire Name (County)	FMAG #	Acres burned	% Contained Est. Containment date	Evacuations (Residents)	Structures Threatened	Structures Damaged/ Destroyed	Fatalities / Injuries
Oklahoma (1)							
350 Fire Complex (Woodward County)	FEMA-5122-FM-OK	57,440	45%	Lifted	825 (750 homes)	0/0	0/0

FEMA Readiness – Deployable Teams/Assets



Deployable Teams/Assets									
Resource	Status	Total	FMC Available		Partially Available	Not Available	Detailed, Deployed, Activated	Comments	Rating Criterion
FCO	Yellow	34	15	44%	0	1	18		OFDC Readiness: FCO Green Yellow Red Type 1 3+ 2 1 Type 2 4+ 3 2 Type 3 4 3 2 FDRC 3 2 1
FDRC	Green	9	6	66%	0	0	3		
US&R	Green	27	27	100%	0	0	0		<ul style="list-style-type: none"> • Green = Available/FMC • Yellow = Available/PMC • Red = Out-of-Service • Blue = Assigned/Deployed
National IMAT	Yellow	3	2	67%	0	0	1	National IMAT West deployed to LA (4263-LA)	<ul style="list-style-type: none"> • Green: 3 avail • Yellow: 1-2 avail • Red: 0 avail (<i>Individual N-IMAT red if 50% of Section Chiefs and/or Team Leader is unavailable for deployment.</i>)
Regional IMAT	Red	13	3	23%	0	1	9	<u>Deployed:</u> RI to LA (4263-LA) RII to TX (4266-TX) RIII to PA (4260-DC; 4261-MD; 4262-VA; 4265-DE; 4267-PA) RIV Team 2 to MS (4248-DR) RV to MI (3375-MI) RVI Team 1 to TX (4266-TX); Team 2 to LA (4263-LA) RVII Reconstituting through 4/15 RVIII to LA (4263-LA) RIX Team 2 to OR (4258-OR)	<ul style="list-style-type: none"> • Green: 7 or more avail • Yellow: 4 - 6 teams available • Red: > 8 teams deployed/unavailable R-IMAT also red if TL Ops/Log Chief is unavailable & has no qualified replacement
MERS Teams	Yellow	18	11	61%	0	0	7	<u>Deployed:</u> Denton: 2 teams to LA, 1 team to TX Denver: 3 teams to TX Thomasville: 1 team to MS	<ul style="list-style-type: none"> • Green = >66% available • Yellow = 33% to 66% available • Red = <33% available

FEMA Readiness – National/Regional Teams



National/Regional Teams									
Resource	Status	Total	FMC Available		Partially Available	Not Available	Status	Comments	Rating Criterion
NWC		5	5	100%	0	0	Not Activated		<ul style="list-style-type: none"> • Green = FMC • Yellow = PMC • Red = NMC
NRCC		2	344	89%	0	44	Not Activated		
HLT		1	N/A	N/A	0	0	Not Activated		
DEST							Not Activated		
RRCCs		10	10	100%	0	0	Not Activated		
RWCs/MOCs		10	10	100%	0	0	Not Activated		



FEMA

FEMA's mission is to support our citizens and first responders to ensure that as a nation we work together to build, sustain, and improve our capability to prepare for, protect against, respond to, recover from, and mitigate all hazards.