

The Disaster Center is dedicated to the idea that disaster mitigation is cost effective and individuals pursuing their own interest are the greatest potential force for disaster reduction.

Please consider making a small donation to the Disaster Center



When disaster mitigation is cost effective, we are on the road to bringing disasters to an end.



FEMA

Daily Operations Briefing

Tuesday, March 8, 2016

8:30 a.m. EST

Significant Activity: March 7-8



Significant Events: None

Significant Weather:

- Severe Thunderstorms – Southern Plains & Lower/Middle Mississippi Valley
- Rain/Thunderstorms – Pacific Northwest, California, Southwest; Southern/Northern Plains & Mississippi Valley
- Heavy Snow – Sierras, Northern Intermountain, & Central High Plains
- Rain/Snow – Rockies, Northern High Plains, Central/Southern Plains, and Southwest; Northeast
- Rain – Ohio Valley, Great Lakes, & Northeast
- Critical/Elevated Fire Weather Areas & Red Flag Warnings – Southwest and Central/Southern Plains
- Space Weather: No impacts observed past 24 hours; No impacts expected in next 24 hours

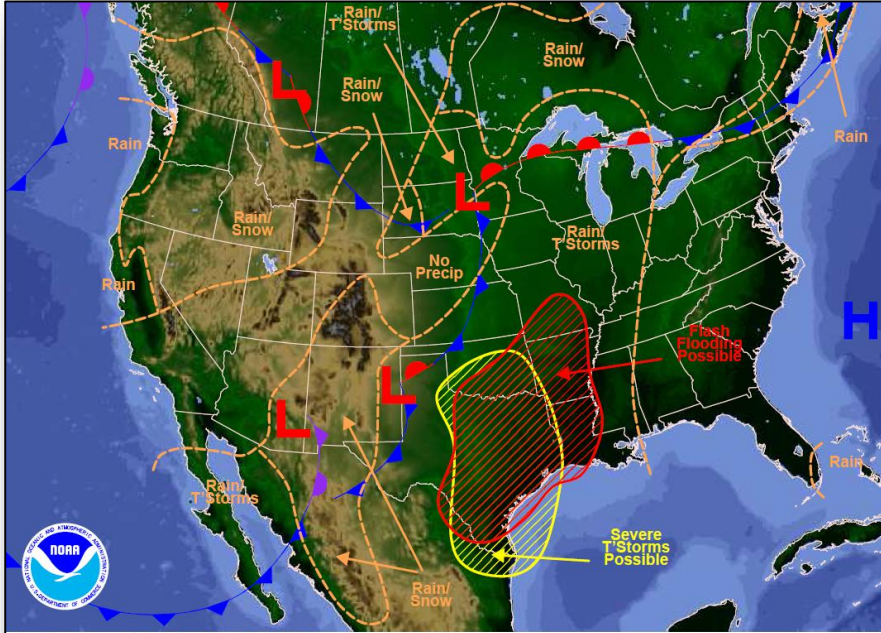
Tropical Activity: No activity affecting U.S. territories

Earthquake Activity: No significant activity

Declaration Activity:

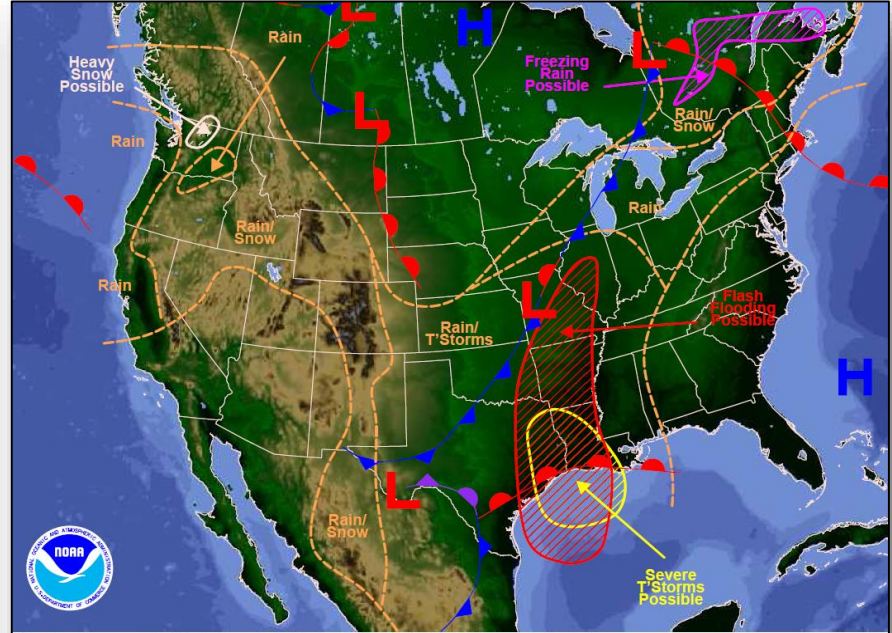
- Major Disaster Declaration FEMA-4262-DR-Virginia

National Weather Forecast



Weather Forecast for Tue, Mar 08, 2016, issued 4:13 AM EST
DOC/NOAA/NWS/NCEP/Weather Prediction Center
Prepared by McCreynolds based on WPC, SPC and NHC forecasts

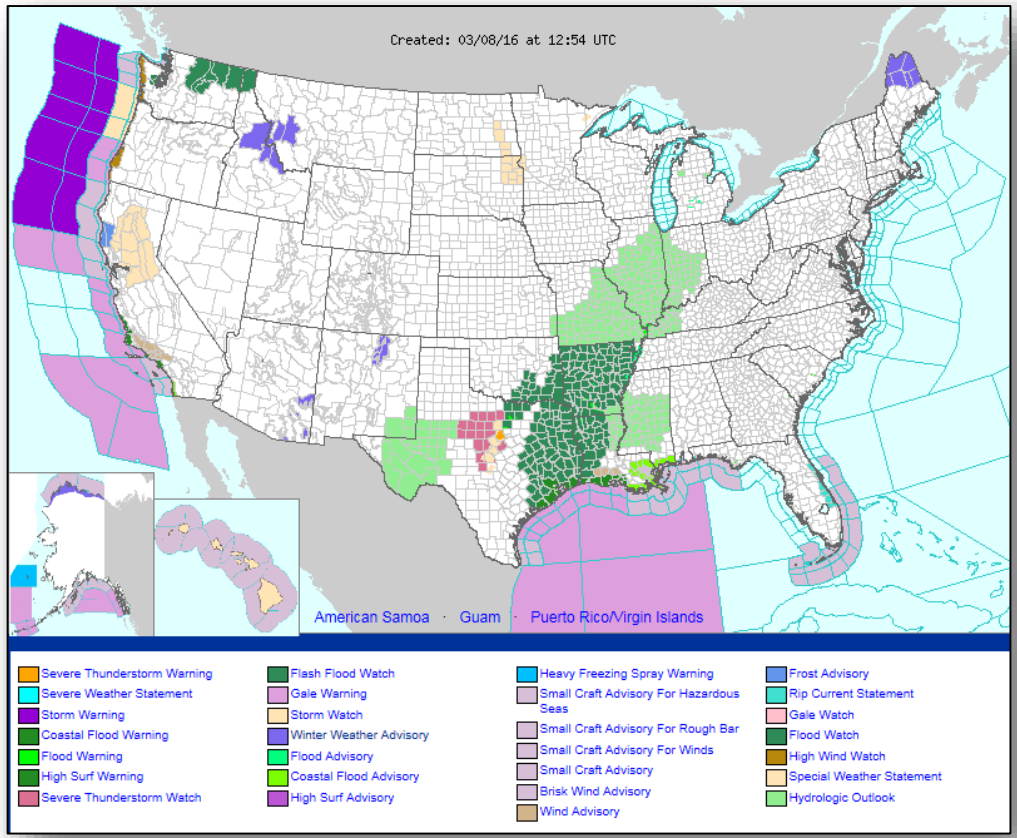
Today



Weather Forecast for Wed, Mar 09, 2016, issued 4:18 AM EST Tue, Mar 08, 2016
DOC/NOAA/NWS/NCEP/Weather Prediction Center
Prepared by McCreynolds based on WPC, SPC and NHC forecasts

Tomorrow

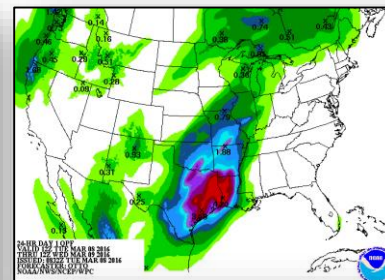
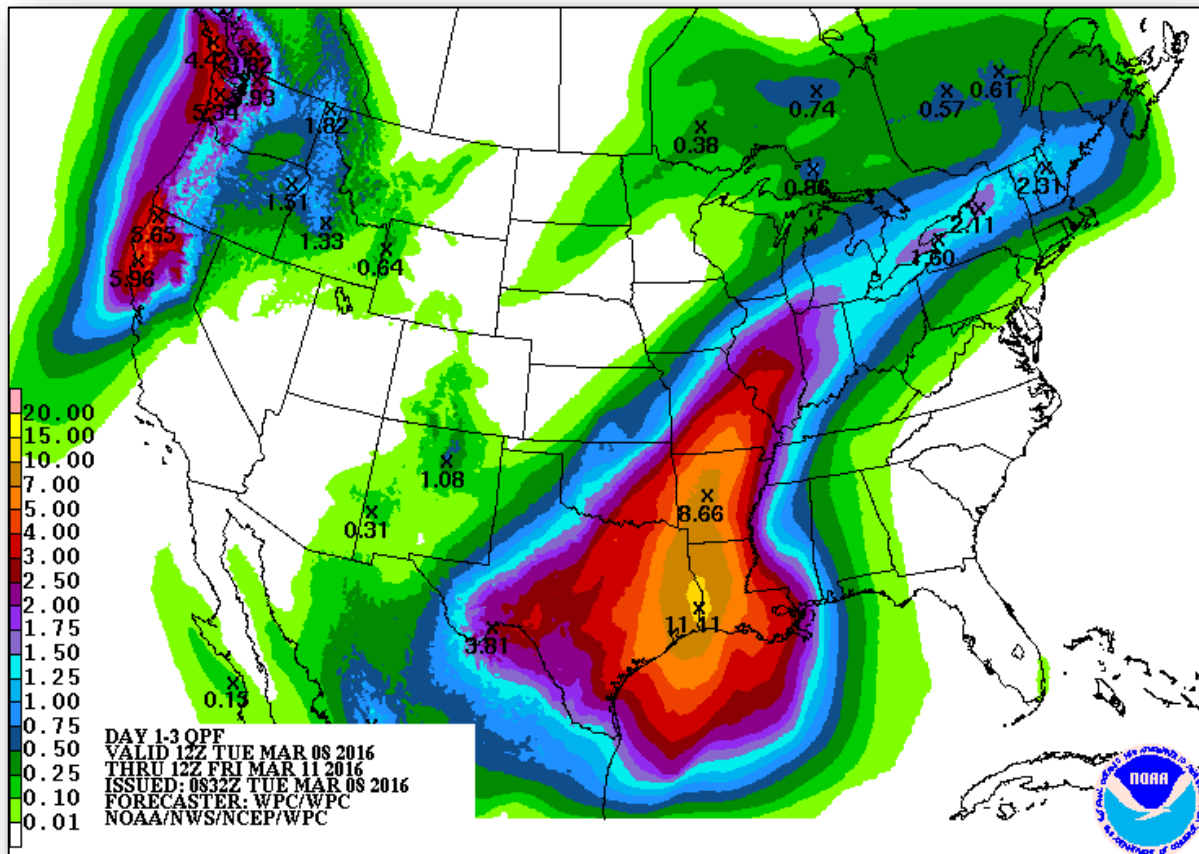
Active Watches/Warnings



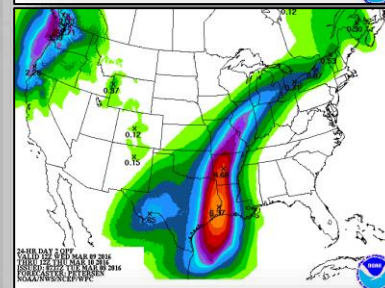
Precipitation Forecast, 1-3 Day



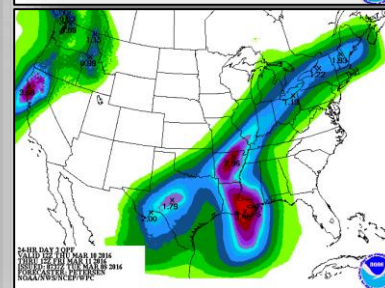
FEMA



Day 1

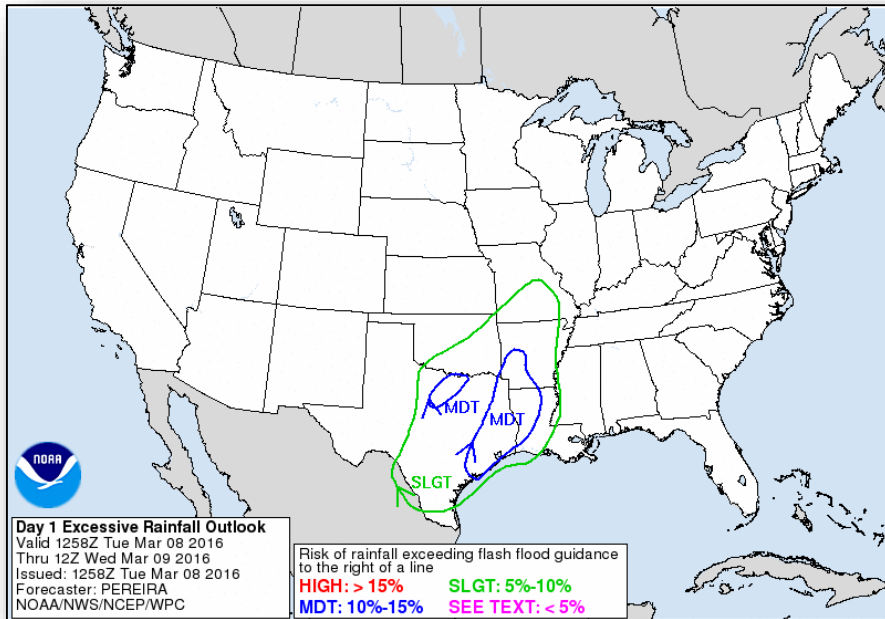


Day 2

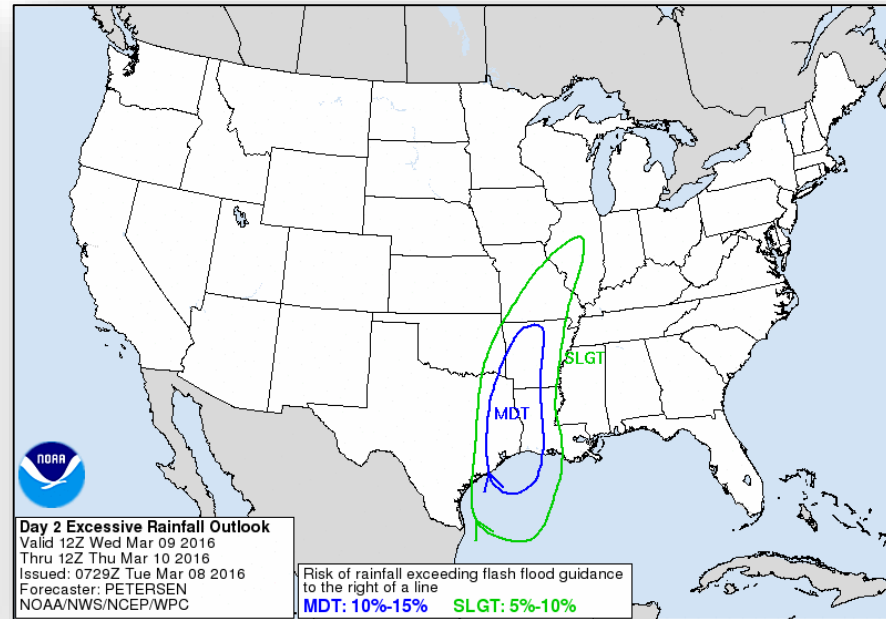


Day 3

Flash Flood Potential

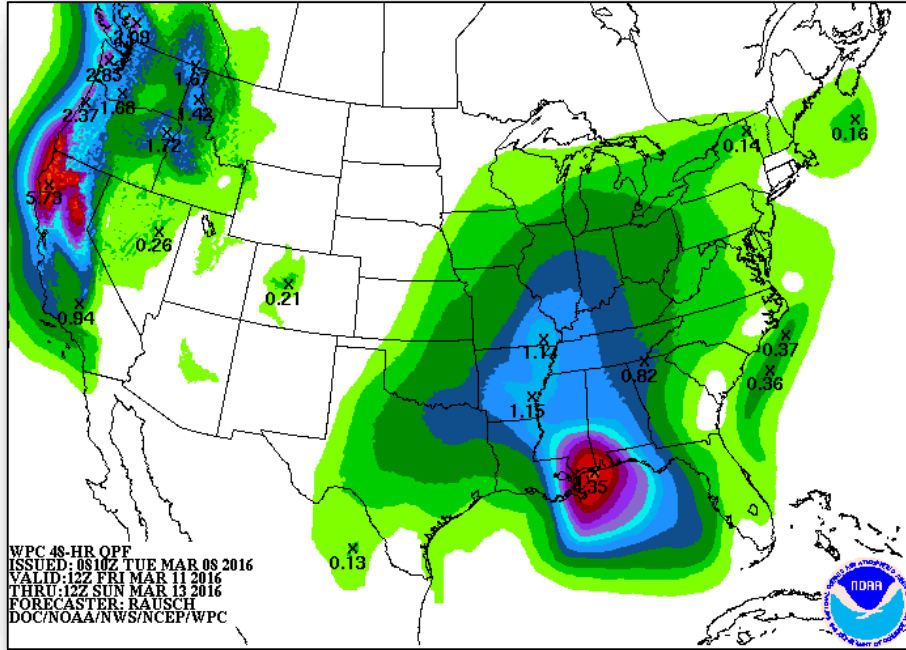


Today

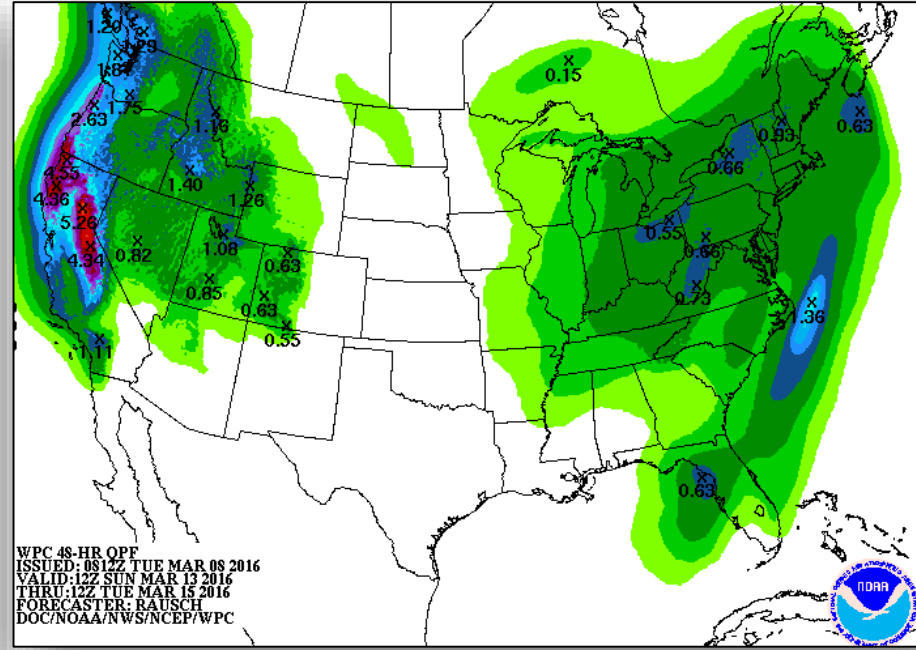


Wednesday

Precipitation Forecast, 4-7 Day



4-5 Day

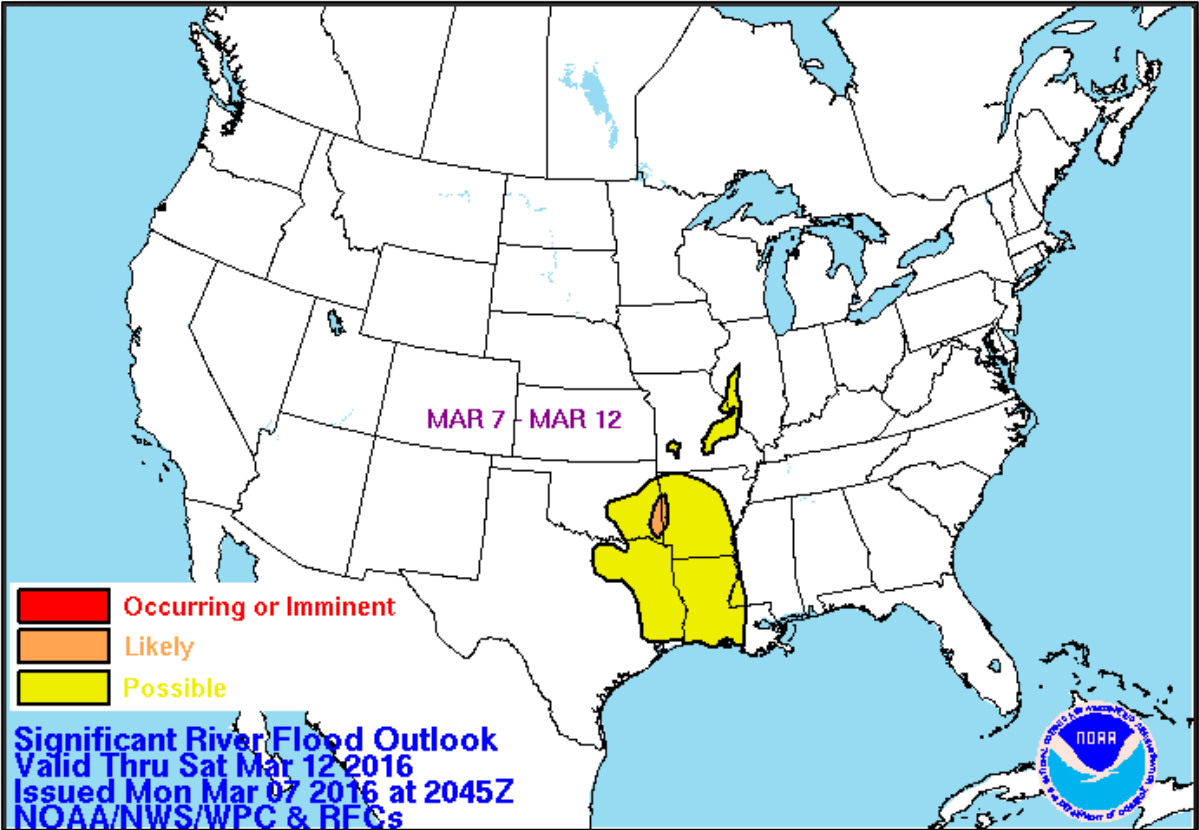


6-7 Day

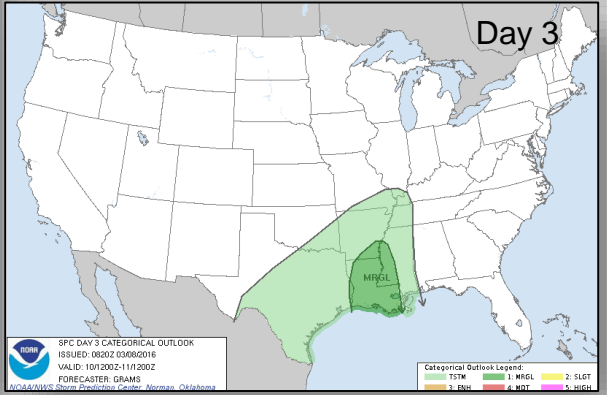
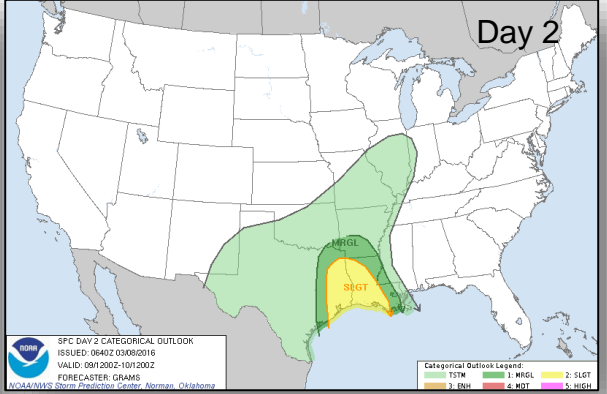
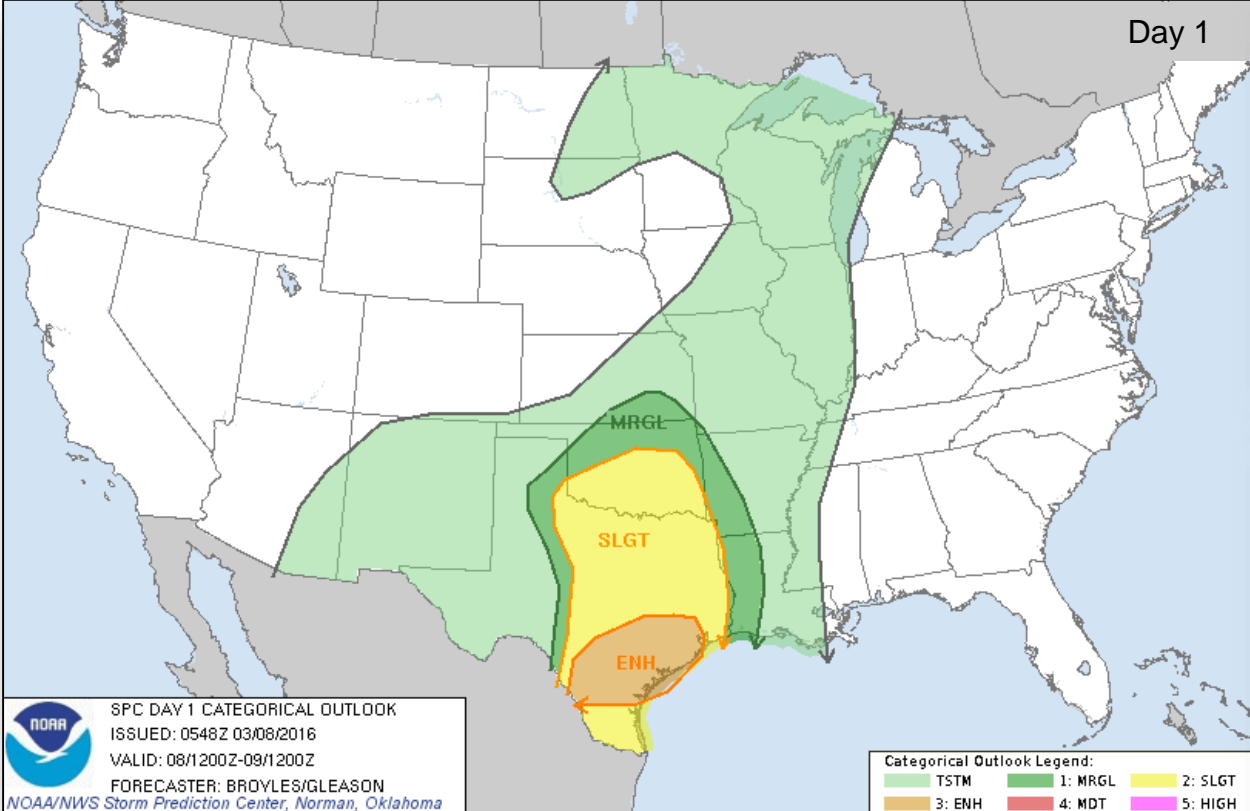
Significant River Flood Outlook



FEMA



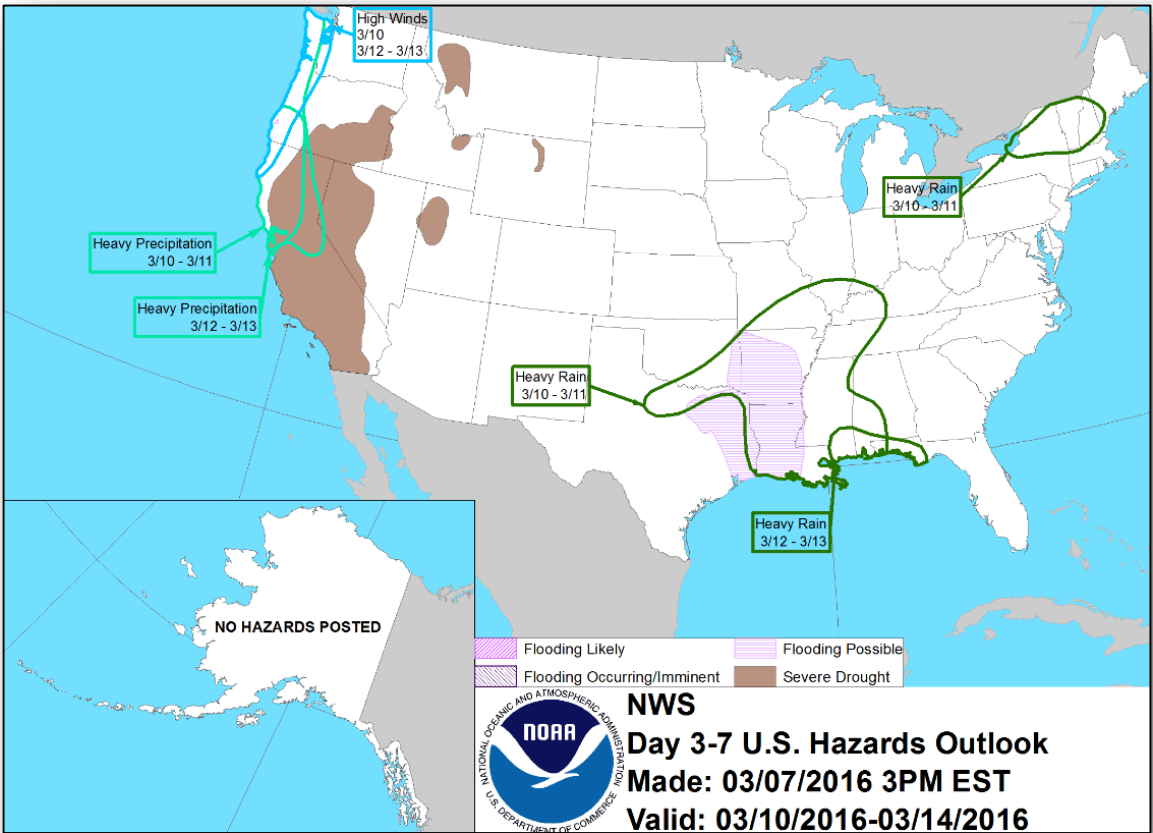
Convective Outlook



Hazard Outlook March 10-14

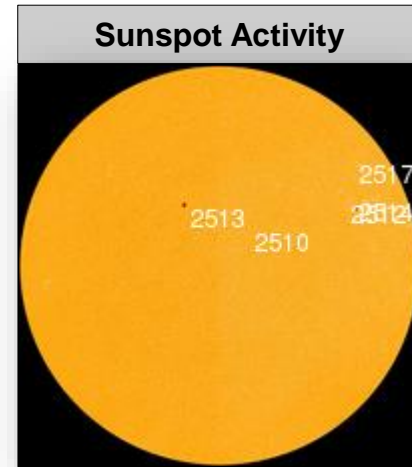



FEMA



Space Weather

| | Past 24 Hours | Current | Next 24 Hours |
|------------------------|---------------|---------|---------------|
| Space Weather Activity | None | None | None |
| Geomagnetic Storms | None | None | None |
| Solar Radiation Storms | None | None | None |
| Radio Blackouts | None | None | None |



Disaster Requests & Declarations



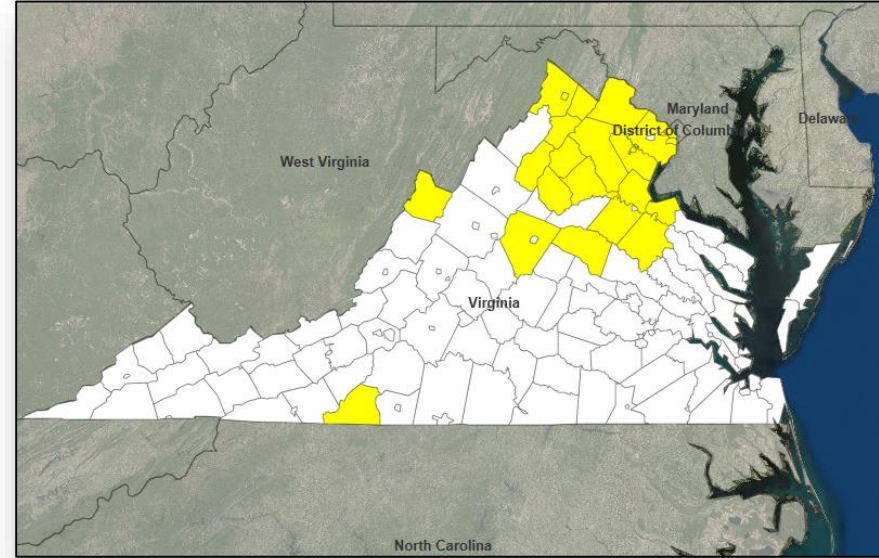
| Declaration Requests in Process | | Requests APPROVED (since last report) | Requests DENIED (since last report) |
|---|-------------------|--|--|
| 7 | Date Requested | 1 | 0 |
| NJ – DR Severe Winter Storms, Snowstorm | February 11, 2016 | | |
| NM – DR Severe Winter Storm and Snowstorm | February 16, 2016 | | |
| DE – DR Severe Winter Storm and Flooding | February 18, 2016 | | |
| PA – DR Severe Winter Storm and Snowstorm | February 19, 2016 | | |
| VA – DR Severe Winter Storm and Snowstorm | February 19, 2016 | March 7, 2016 | |
| IL – DR Severe Winter Storm and Flooding | February 26, 2016 | | |
| FL – EM Severe Storms, Tornadoes, and Straight-Line Winds | February 29, 2016 | | |
| LA – DR Flooding | March 2, 2016 | | |


Major Disaster Declaration – VA



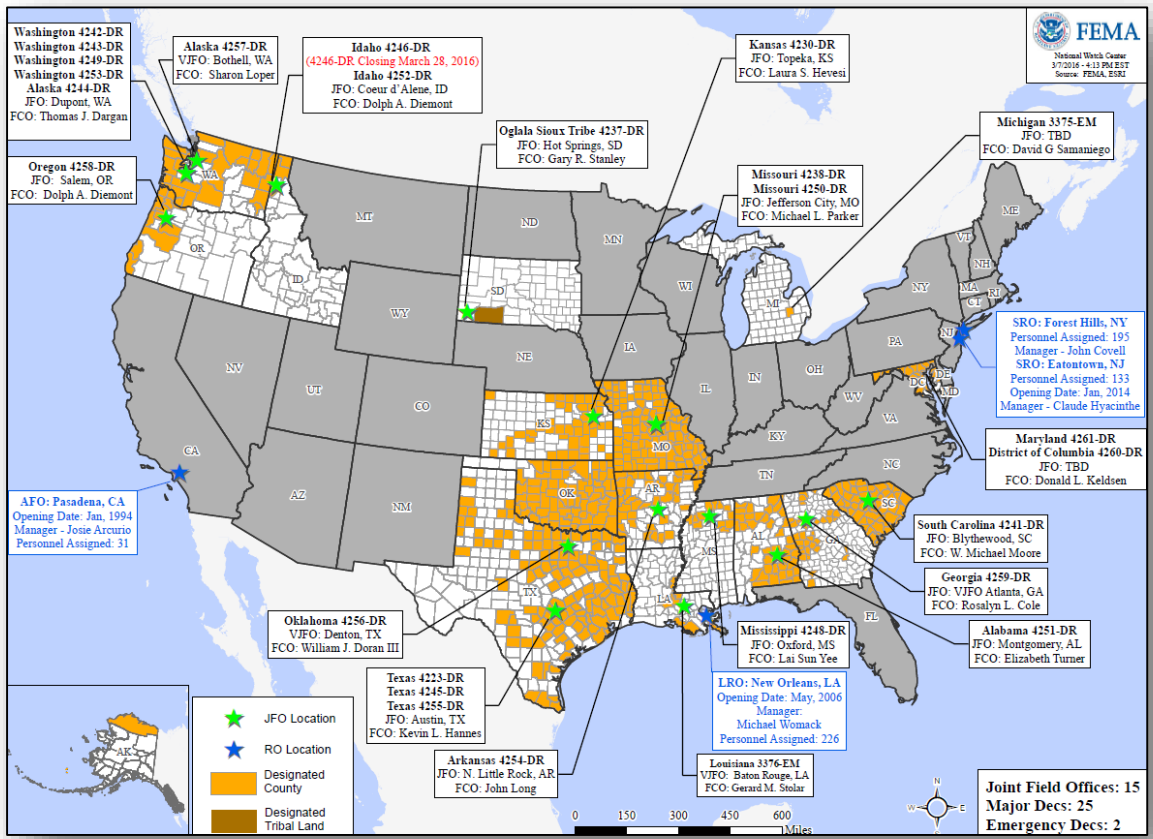
FEMA-4262-DR-VA

- On March 7, 2016, the President approved Major Disaster Declaration for the Commonwealth of Virginia
- For Severe Winter Storm and Snowstorm during the period of January 22-23, 2016
- Provides:
 - Public Assistance, including Snow Assistance, for 20 counties and 5 independent cities
 - Hazard Mitigation Commonwealth wide
- FCO is Donald L. Keldsen



 Counties receiving PA w/ Snow Assistance

Open Field Offices as of March 8, 2016



Joint Preliminary Damage Assessments



| Region | State / Location | Event | IA/PA | Number of Counties | | Start – End |
|--------|------------------|--|-------|--------------------|----------|-------------|
| | | | | Requested | Complete | |
| III | DE | Severe Winter Storm/Snowstorm January 22-23, 2016 | PA | 2 | 0 | 2/16-TBD |
| | WV | Severe Winter Storm/Snowstorm January 22-23, 2016 | PA | 33 | 0 | 2/17-TBD |
| | PA | Severe Winter Storm/Snowstorm January 22-23, 2016 | PA | 31 | 0 | 2/23-TBD |

FEMA Readiness – Deployable Teams /Assets



| Deployable Teams/Assets | | | | | | | | | |
|-------------------------|--------|-------|---------------|------|---------------------|---------------|-------------------------------|---|---|
| Resource | Status | Total | FMC Available | | Partially Available | Not Available | Detailed, Deployed, Activated | Comments | Rating Criterion |
| FCO | | 32 | 14 | 44% | 0 | 1 | 17 | | OFDC Readiness: FCO Green Yellow Red Type 1 3+ 2 1 Type 2 4+ 3 2 Type 3 4 3 2 FDRC 3 2 1 |
| FDRC | | 8 | 5 | 63% | 0 | 0 | 3 | | |
| US&R | | 27 | 27 | 100% | 0 | 0 | 0 | | <ul style="list-style-type: none"> • Green = Available/FMC • Yellow = Available/PMC • Red = Out-of-Service • Blue = Assigned/Deployed |
| National IMAT | | 3 | 3 | 100% | 0 | 0 | 0 | | <ul style="list-style-type: none"> • Green: 3 avail • Yellow: 1-2 avail • Red: 0 avail (<i>Individual N-IMAT red if 50% of Section Chiefs and/or Team Leader is unavailable for deployment.</i>) |
| Regional IMAT | | 13 | 6 | 46% | 0 | 0 | 8* | <p>Deployed: RIII Deployed to PA (4260/4261) and AL (Training) RV (Team 1) Deployed to MI RVI (Team 1) Deployed to AR; (Team 2) Deployed to AL (Training) RVII Deployed to MO RIX (Team 2) Deployed to OR RX Deployed to WA</p> <p>*Deployed but Available to re-deploy: RII (Deployed in place for Regional Relocation Taskforce)</p> | <ul style="list-style-type: none"> • Green: 7 or more avail • Yellow: 4 - 6 teams available • Red: > 8 teams deployed/unavailable <p><i>R-IMAT also red if TL Ops/Log Chief is unavailable & has no qualified replacement</i></p> |
| MERS Teams | | 18 | 18 | 100% | 0 | 0 | 0 | <p>Deployed: None</p> | <ul style="list-style-type: none"> • Green = >66% available • Yellow = 33% to 66% available • Red = <33% available |

MERS Availability Summary



FEMA

as of 3/8/2016

| Legend | > 66% | < 66% & > 33% | < 33% |
|---|------------------------|------------------------|------------|
| | Personnel Availability | Equipment Availability | % Deployed |
| Bothell MERS | 89% | 100% | 4% |
| Denton MERS | 85% | 69% | 0% |
| Denver MERS | 98% | 100% | 0% |
| Frederick MERS | 92% | 83% | 0% |
| Maynard MERS | 86% | 100% | 0% |
| Thomasville MERS | 96% | 100% | 0% |
| <i>Disaster Emergency Communications Division</i> | | | |
| Overall MERS Availability | 91% | 91% | 0% |

FEMA Readiness – National/Regional Teams



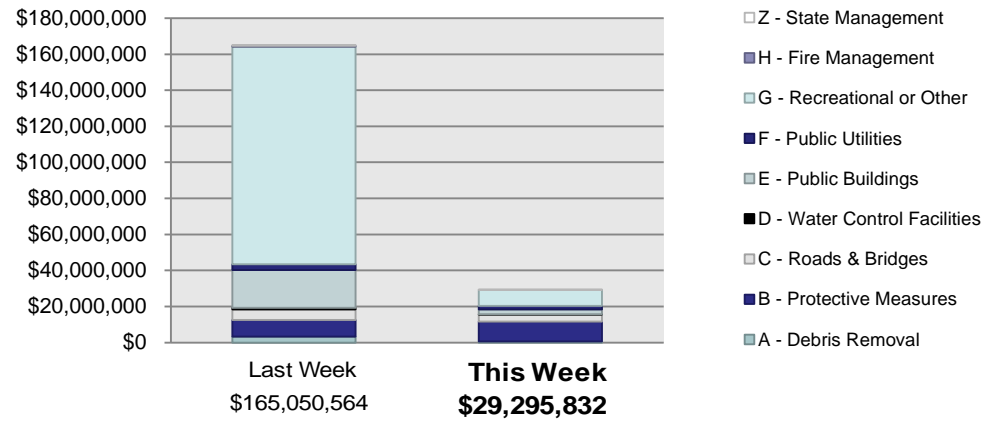
| National/Regional Teams | | | | | | | | | |
|-------------------------|--------|-------|---------------|------|---------------------|---------------|---------------|----------|--|
| Resource | Status | Total | FMC Available | | Partially Available | Not Available | Status | Comments | Rating Criterion |
| NWC | | 5 | 5 | 100% | 0 | 0 | Not Activated | | <ul style="list-style-type: none"> • Green = FMC • Yellow = PMC • Red = NMC |
| NRCC | | 2 | 344 | 89% | 0 | 44 | Not Activated | | |
| HLT | | 1 | N/A | N/A | 0 | 0 | Not Activated | | |
| DEST | | | | | | | Not Activated | | |
| RRCCs | | 10 | 10 | 100% | 0 | 0 | Not Activated | | |
| RWCs/MOCs | | 10 | 10 | 100% | 0 | 0 | Not Activated | | |

Public Assistance Grant Program



| PA Project Worksheets Obligated in past week, as of 03/07/16 at 1500 EDT | | | | | | | | | | |
|---|--------------------|-------------------------|---------------------|------------------------------|----------------------|----------------------|---------------------------|---------------------|----------------------|--------------|
| | Emergency Work | | Permanent Work | | | | | | | |
| PA Category | A - Debris Removal | B - Protective Measures | C - Roads & Bridges | D - Water Control Facilities | E - Public Buildings | F - Public Utilities | G - Recreational or Other | H - Fire Management | Z - State Management | Total |
| Number Of PWs Obligated | 28 | 76 | 90 | 4 | 39 | 32 | 23 | 0 | 6 | 298 |
| Federal Share Obligated | \$678,159 | \$11,016,188 | \$3,827,849 | \$132,053 | \$2,642,788 | \$2,058,844 | \$8,925,956 | \$0 | \$13,997 | \$29,295,832 |

Public Assistance Obligated per Category In the Past 2 Weeks – 2/22/2016 through 3/7/2016



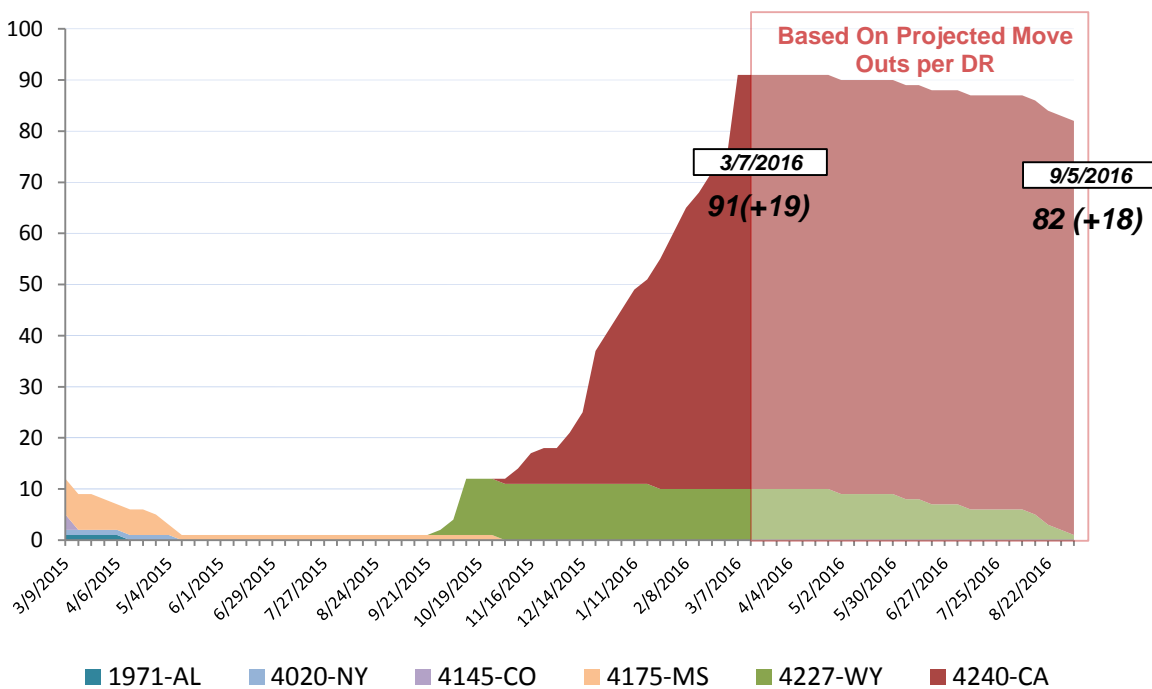
PA Highlights

- None at this time

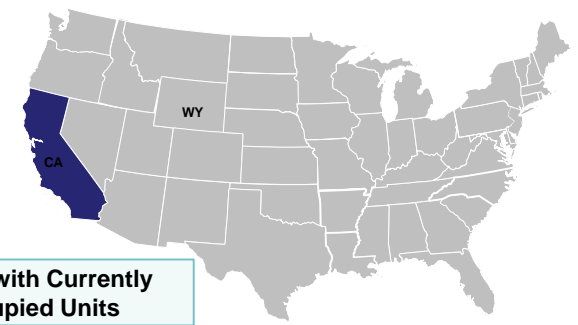
Direct Housing



Total Households in FEMA Direct Housing per State
 Past Year per Week, 3/9/2015 – 3/7/2016, Projected to 9/5/2016
 There are currently **91** Households Occupying **91** Temporary Units



| DR | IA Declaration Date | Program End Date | Current # of Households in Direct Housing (Weekly Change) |
|---------|---------------------|------------------|---|
| 4227-WY | 7/7/2015 | 1/7/2017 | 10 (0) |
| 4240-CA | 9/22/2015 | 3/22/2017 | 81 (+19) |

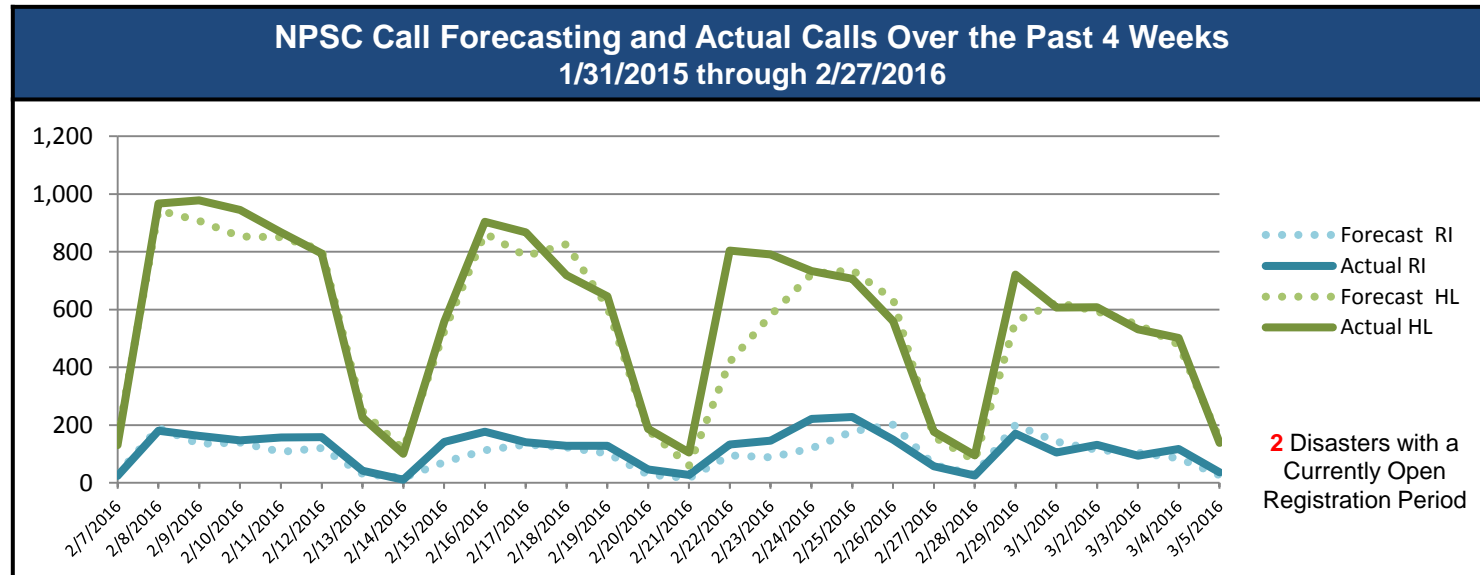


States with Currently Occupied Units

NPSC Activity



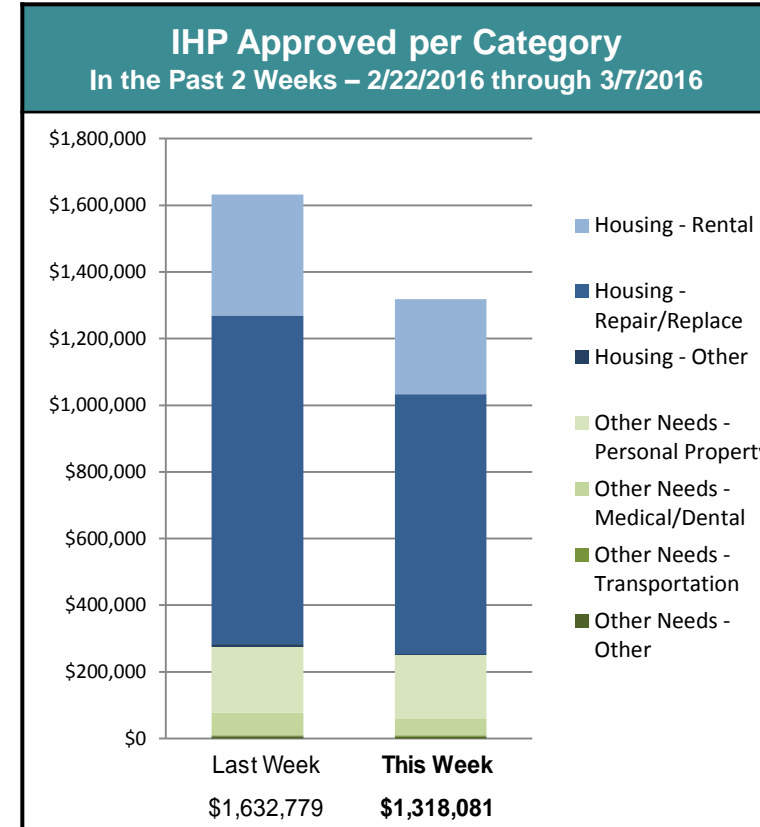
| NPSC Call Activity in the Past Week 2/28/2016 through 3/05/2016 | | | | |
|--|-----------------|--------------|---------------------|--------------------|
| Call Type | Projected Calls | Actual Calls | Average Answer Time | Maximum Delay Time |
| Registration Intake | 737 | 679 | :12 | 2:33 |
| Helpline | 3,042 | 3,201 | :12 | 1:13 |
| All Calls | 3,779 | 3,880 | :12 | 2:33 |



Individual Assistance Activity



| Individuals and Households Program Activity as of 03/07/2016 at 0000 EST | | | | | | |
|---|--|---------------------|-----------------------|-----------------------|------------------------|--|
| | | In Past 7 Days | | Cumulative | | |
| | | Applicants Approved | Amount Approved | Applicants Approved | Amount Approved | |
| Open Registration Period | 4248-MS Declared 01-04-2016 End Of Reg Period 03-04-2016 | | | | | |
| | Housing Assistance | 5 | \$54,810.25 | 269 | \$2,146,577.62 | |
| | Other Needs Assistance | 2 | \$8,700.14 | 143 | \$431,010.90 | |
| | Total IHP | | \$63,510.39 | | \$2,577,588.52 | |
| | 4250-MO Declared 01-21-2016 End Of Reg Period 03-21-2016 | | | | | |
| | Housing Assistance | 117 | \$464,713.33 | 1,921 | \$9,204,314.74 | |
| | Other Needs Assistance | 65 | \$129,295.97 | 745 | \$2,090,049.62 | |
| | Total IHP | | \$594,009.30 | | \$11,294,364.36 | |
| | 4254-AR Declared 02-05-2016 End Of Reg Period 04-05-2016 | | | | | |
| | Housing Assistance | 21 | \$87,306.54 | 175 | \$960,161.49 | |
| Other Needs Assistance | 6 | \$24,003.21 | 37 | \$88,971.53 | | |
| Total IHP | | \$111,309.75 | | \$1,049,133.02 | | |
| Other IHP Active | 9 Declarations IHP Programmatically Open - Closed Registration * | | | | | |
| | Housing Assistance | 125 | \$460,871.88 | | | |
| | Other Needs Assistance | 39 | \$88,379.25 | | | |
| | Total IHP | | \$549,251.13 | | | |
| Total IHP Approved in Past Week | | | \$1,318,080.57 | | | |





FEMA

FEMA's mission is to support our citizens and first responders to ensure that as a nation we work together to build, sustain, and improve our capability to prepare for, protect against, respond to, recover from, and mitigate all hazards.