

The Disaster Center is dedicated to the idea that disaster mitigation is cost effective and individuals pursuing their own interest are the greatest potential force for disaster reduction.

Please consider making a small donation to the Disaster Center



When disaster mitigation is cost effective, we are on the road to bringing disasters to an end.



FEMA

Daily Operations Briefing

Wednesday, March 30, 2016

8:30 a.m. EDT

Significant Activity: March 29-30



Significant Events: None

Significant Weather:

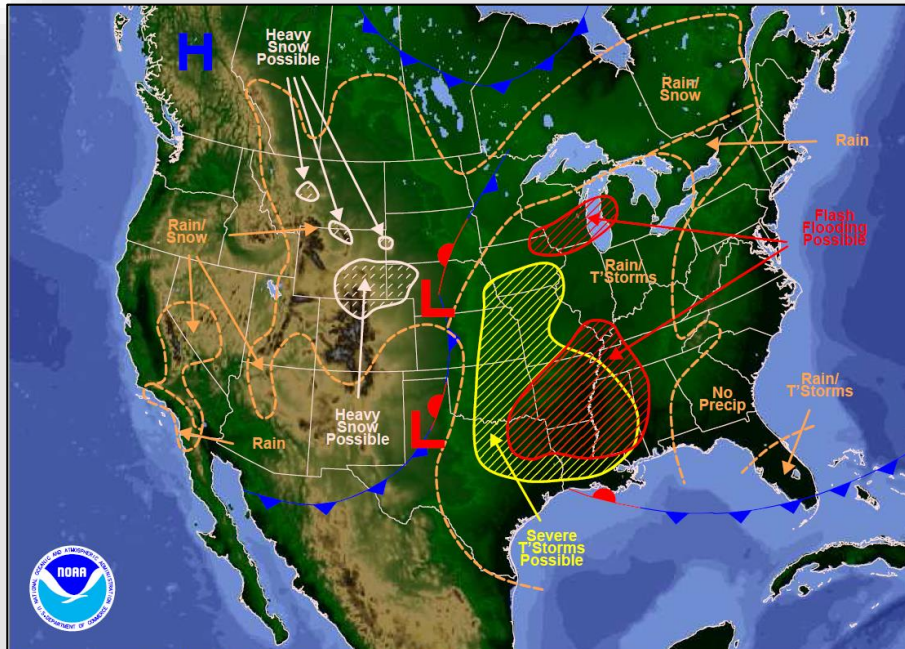
- Slight risk severe thunderstorms: Central/Southern Plains and Lower/Middle Mississippi Valley
- Heavy Rain: Lower Mississippi Valley to the Southeast
- Flooding/Flash Flooding possible: Lower Mississippi Valley
- Snow: Upper Great Lakes & Central Rockies
- Critical Fire Weather; Elevated Fire Weather; Red Flag Warnings: Southern/Central Plains
- Space Weather: No space weather observed for the past 24 hours; none predicted for the next 24 hours

Tropical Activity: No activity affecting U.S. territories

Earthquake Activity: No significant activity

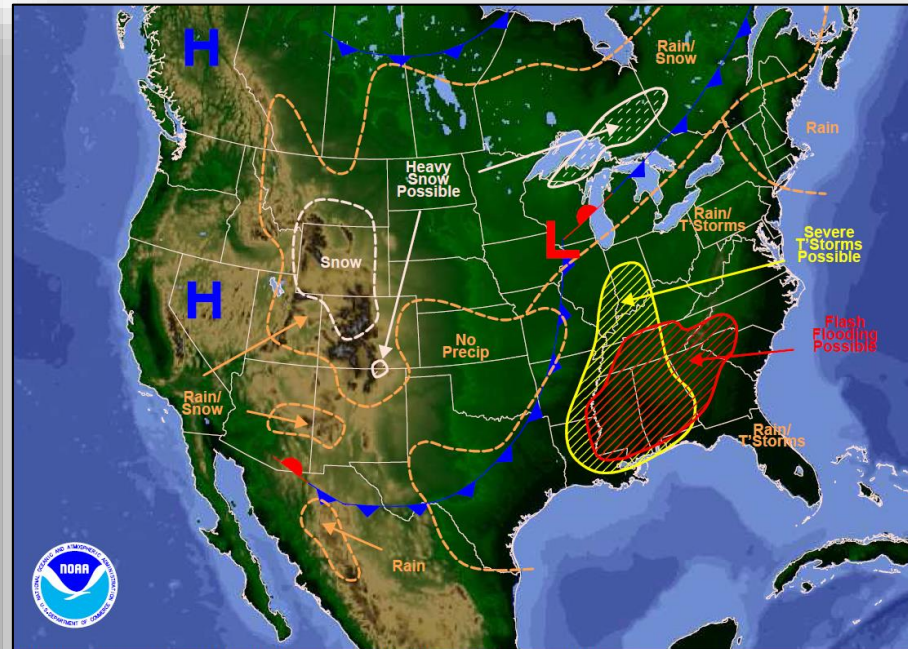
Declaration Activity: None

National Weather Forecast



Weather Forecast for Wed, Mar 30, 2016, issued 4:32 AM EDT
DOC/NOAA/NWS/NCEP/Weather Prediction Center
Prepared by McReynolds based on WPC, SPC and NHC forecasts

Today



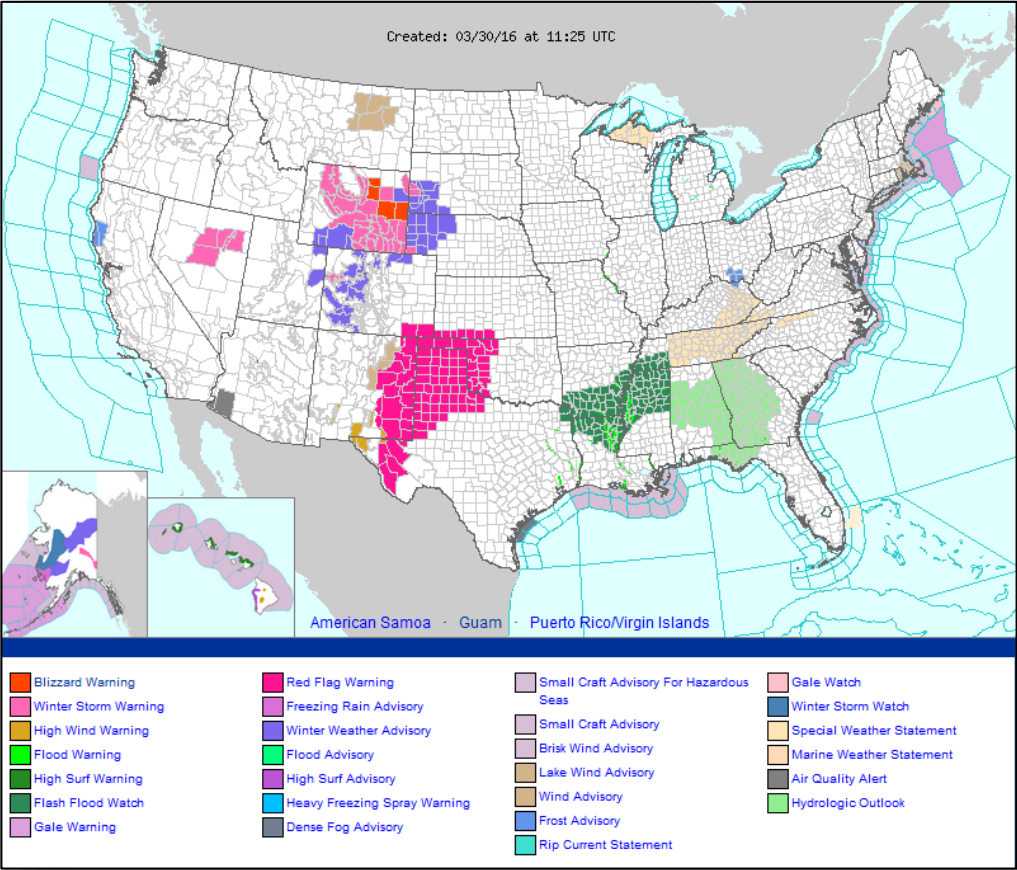
Weather Forecast for Thu, Mar 31, 2016, issued 4:36 AM EDT Wed, Mar 30, 2016
DOC/NOAA/NWS/NCEP/Weather Prediction Center
Prepared by McReynolds based on WPC, SPC and NHC forecasts

Tomorrow

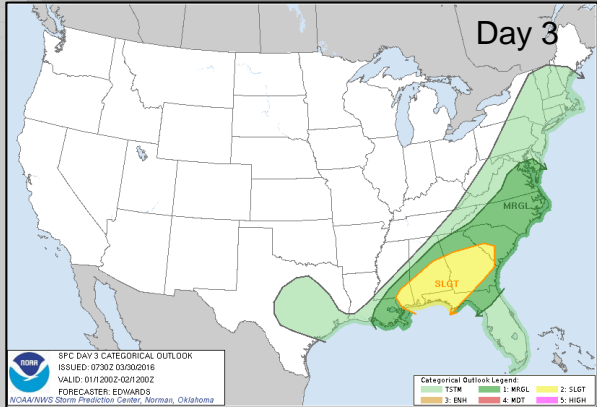
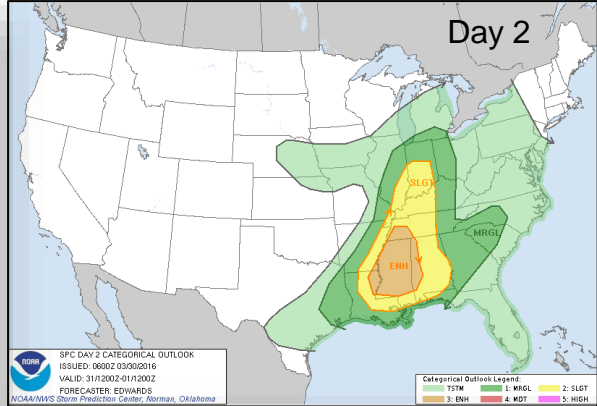
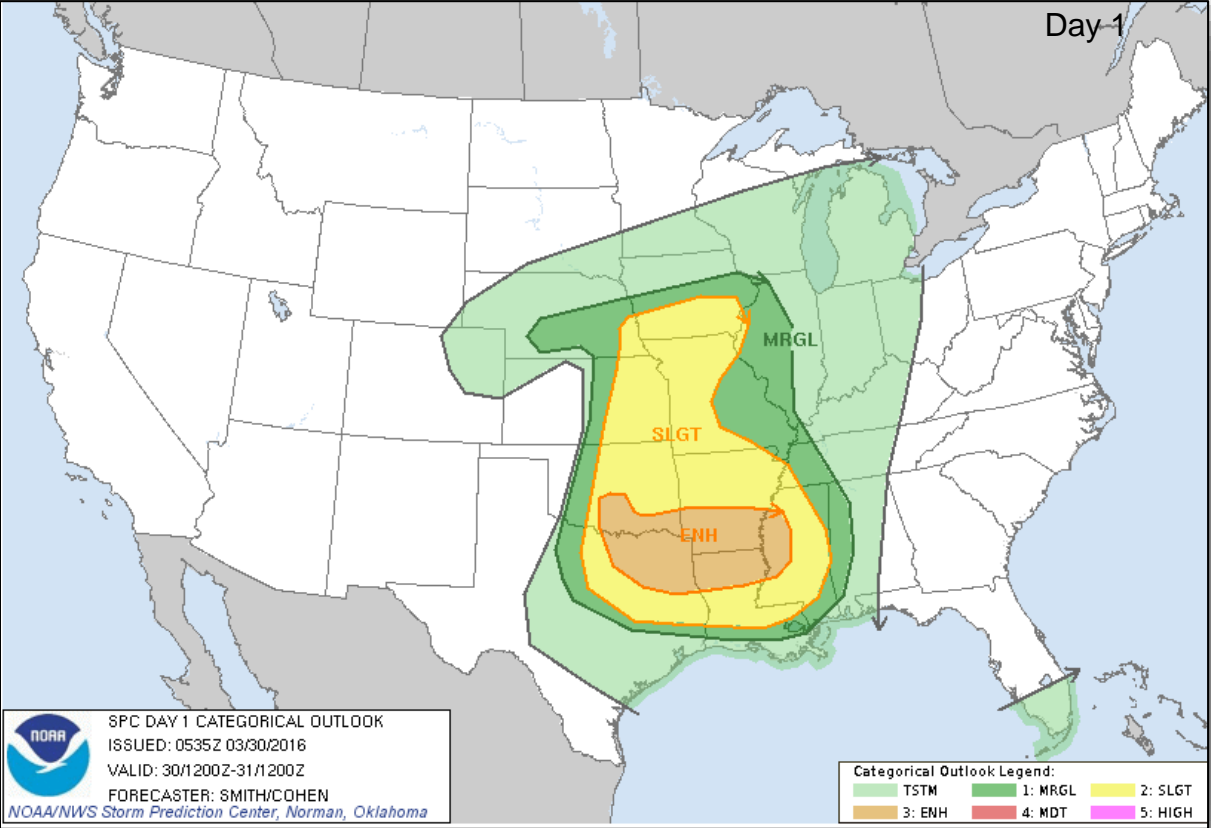
Active Watches/Warnings



FEMA



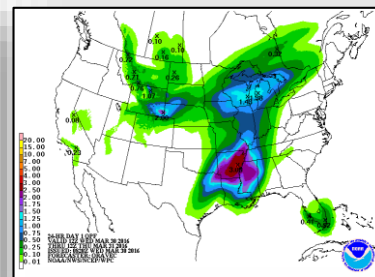
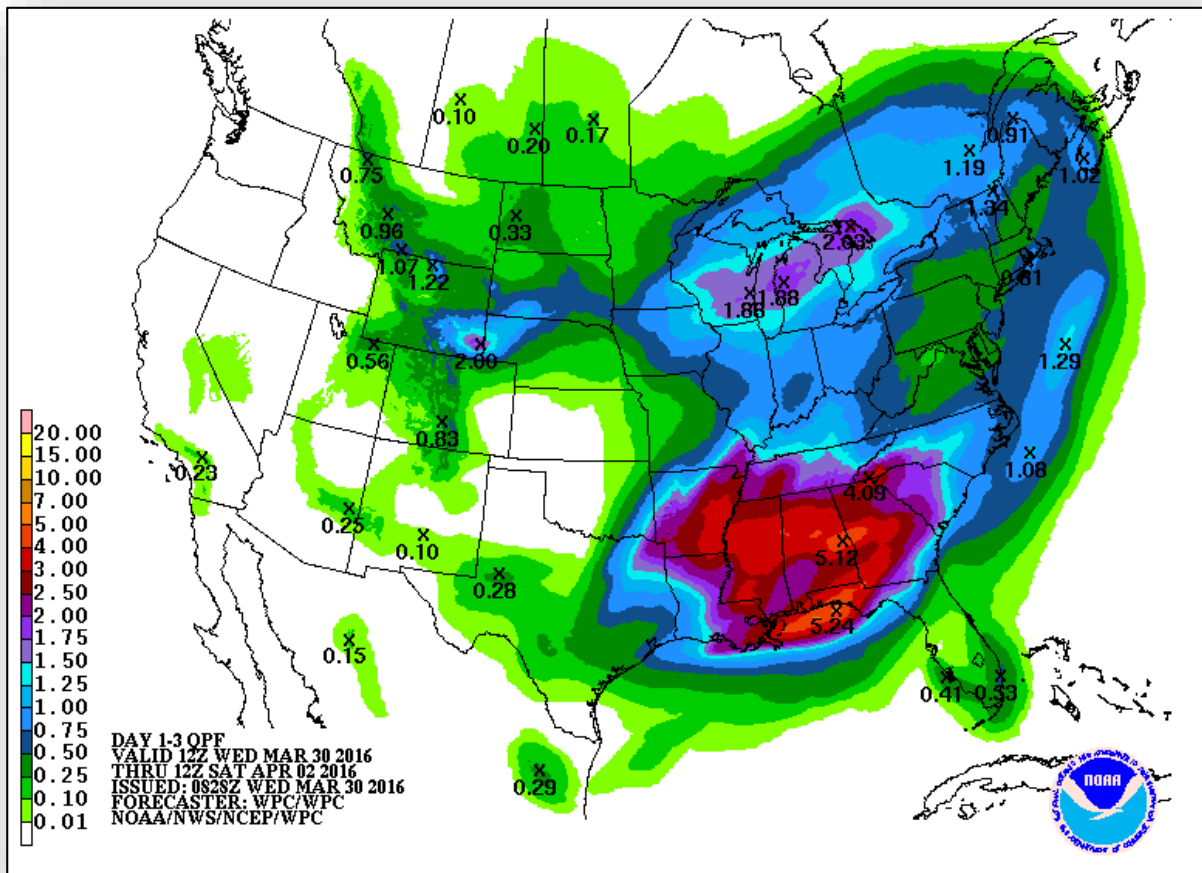
Convective Outlook



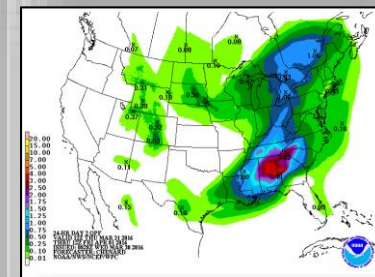
Precipitation Forecast, 1-3 Day



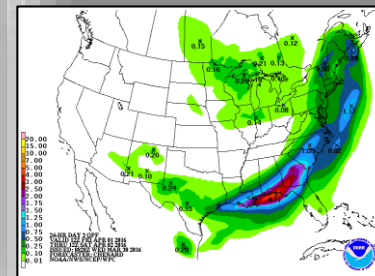
FEMA



Day 1

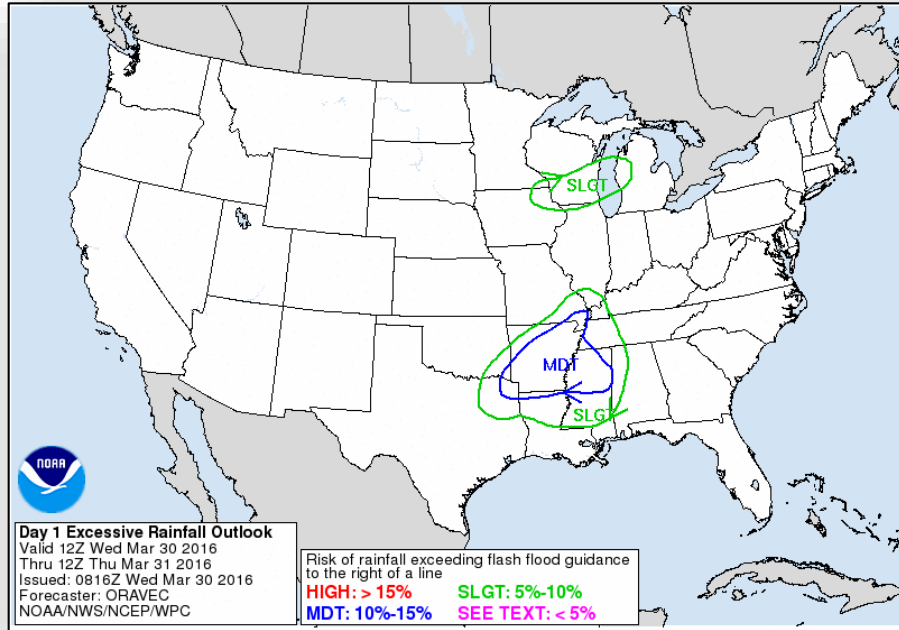


Day 2

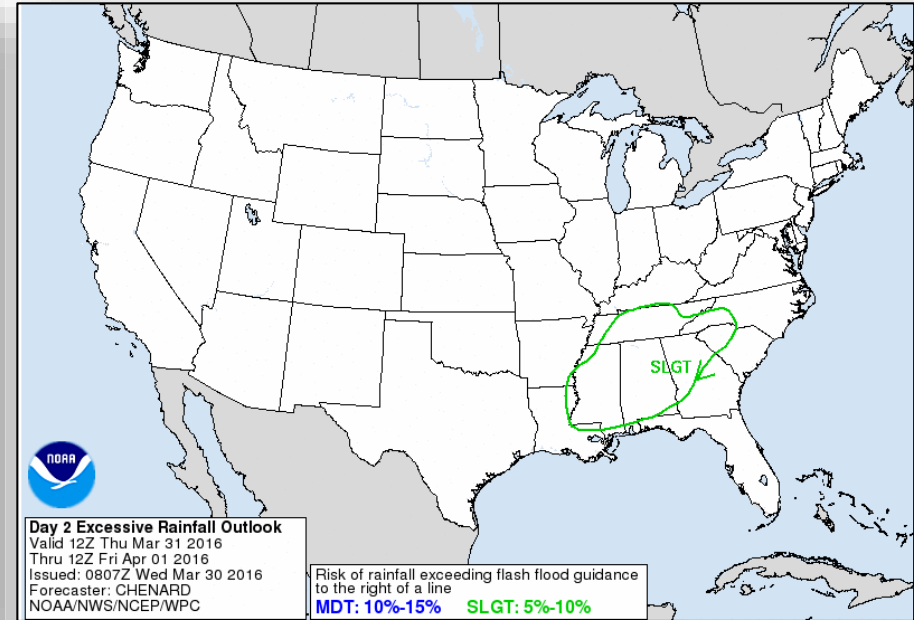


Day 3

Flash Flood Potential



Today

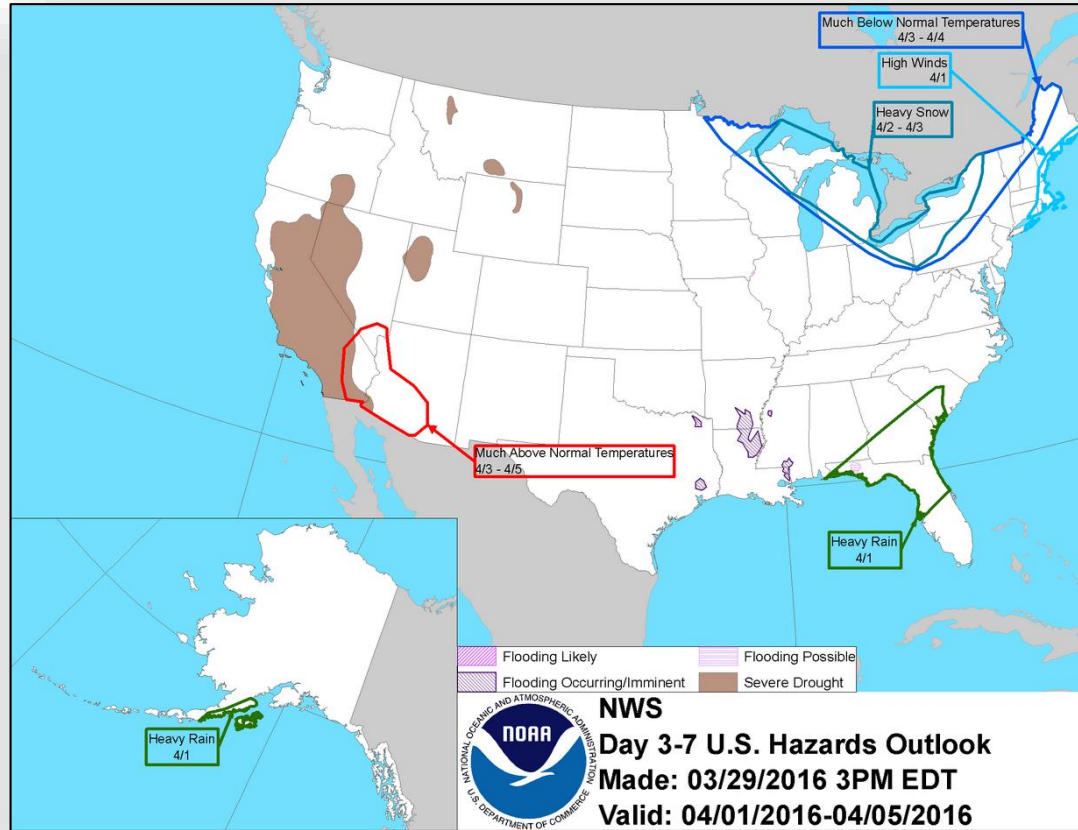


Tomorrow

Hazard Outlook April 1-April 5



FEMA





Space Weather



FEMA

	Past 24 Hours	Current	Next 24 Hours
Space Weather Activity	None	None	None
Geomagnetic Storms	None	None	None
Solar Radiation Storms	None	None	None
Radio Blackouts	None	None	None

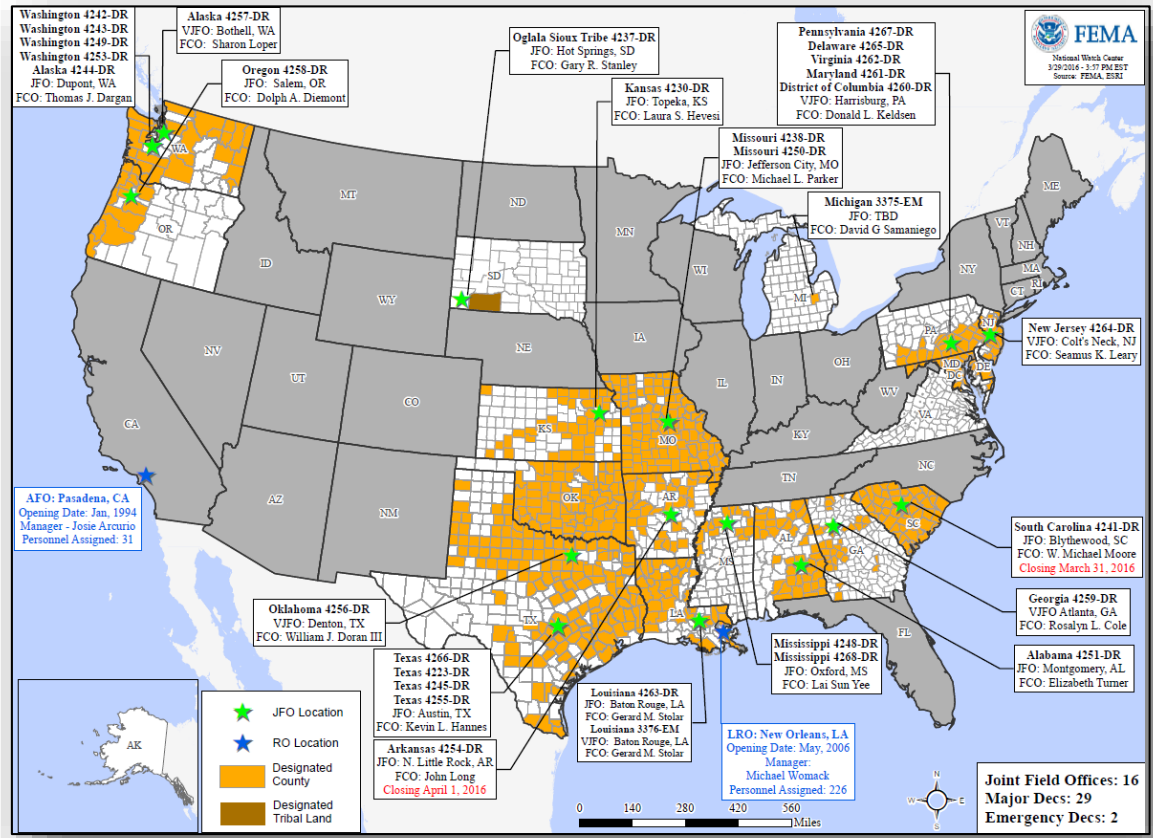


Disaster Requests & Declarations



Declaration Requests in Process		Requests APPROVED (since last report)	Requests DENIED (since last report)
2	Date Requested	0	0
LA – DR Flooding	March 2, 2016		
VA – DR Severe Storms & Tornadoes	March 25, 2016		

Open Field Offices as of March 30, 2016



Joint Preliminary Damage Assessments



Region	State / Location	Event	IA/PA	Number of Counties		Start – End
				Requested	Complete	
VI	AR	Severe Storms, Tornadoes, & Flooding March 8, 2016 – continuing	IA	11	8	3/23 – TBD
			PA	13	3	3/28 – TBD
	LA	Spring Flooding March 8, 2016 - continuing	IA	10	4	3/23 – TBD
	TX	Severe Storms, Tornadoes, & Flooding March 8, 2016 – continuing	IA	12	9	3/21 – TBD

FEMA Readiness – Deployable Teams/Assets



Deployable Teams/Assets									
Resource	Status	Total	FMC Available		Partially Available	Not Available	Detailed, Deployed, Activated	Comments	Rating Criterion
FCO	Yellow	32	11	34%	0	1	20		OFDC Readiness: FCO Green Yellow Red Type 1 3+ 2 1 Type 2 4+ 3 2 Type 3 4 3 2 FDRC 3 2 1
FDRC	Green	8	6	75%	0	0	2		
US&R	Green	27	27	100%	0	0	0		<ul style="list-style-type: none"> • Green = Available/FMC • Yellow = Available/PMC • Red = Out-of-Service • Blue = Assigned/Deployed
National IMAT	Yellow	3	2	67%	0	0	1	National IMAT West deployed to LA (4263-LA)	<ul style="list-style-type: none"> • Green: 3 avail • Yellow: 1-2 avail • Red: 0 avail (<i>Individual N-IMAT red if 50% of Section Chiefs and/or Team Leader is unavailable for deployment.</i>)
Regional IMAT	Red	13	3	23%	0	0	10	Deployed: RI to LA (4263-LA) RII to TX (4266-TX) RIII to PA (4260-DC; 4261-MD; 4262-VA; 4265-DE; 4267-PA) RIV Team 2 to MS RV to MI (3375-MI) RVI Team 1 to TX (4266-TX); Team 2 to LA (4263-LA) RVII to MO (4238/4250-MO) RVIII to LA (4263-LA) RIX Team 2 to OR (4258-OR) RX demobilized March 28, returned home	<ul style="list-style-type: none"> • Green: 7 or more avail • Yellow: 4 - 6 teams available • Red: > 8 teams deployed/unavailable R-IMAT also red if TL Ops/Log Chief is unavailable & has no qualified replacement
MERS Teams	Yellow	18	12	66%	0	0	6	Deployed: Denton: 3 teams to LA Denver: 1 team to TX Thomasville: 2 teams to MS	<ul style="list-style-type: none"> • Green = >66% available • Yellow = 33% to 66% available • Red = <33% available

FEMA Readiness – National/Regional Teams



National/Regional Teams									
Resource	Status	Total	FMC Available		Partially Available	Not Available	Status	Comments	Rating Criterion
NWC		5	5	100%	0	0	Not Activated		<ul style="list-style-type: none"> • Green = FMC • Yellow = PMC • Red = NMC
NRCC		2	344	89%	0	44	Not Activated		
HLT		1	N/A	N/A	0	0	Not Activated		
DEST							Not Activated		
RRCCs		10	10	100%	0	0	Not Activated		
RWCs/MOCs		10	10	100%	0	0	Not Activated		



FEMA

FEMA's mission is to support our citizens and first responders to ensure that as a nation we work together to build, sustain, and improve our capability to prepare for, protect against, respond to, recover from, and mitigate all hazards.