

The Disaster Center is dedicated to the idea that disaster mitigation is cost effective and individuals pursuing their own interest are the greatest potential force for disaster reduction.

Please consider making a small donation to the Disaster Center



When disaster mitigation is cost effective, we are on the road to bringing disasters to an end.



# FEMA

## Daily Operations Briefing

Tuesday, March 29, 2016

8:30 a.m. EDT

# Significant Activity: March 28-29



**Significant Events:** None

**Significant Weather:**

- Rain and Thunderstorms – Southern Plains to the Upper Mississippi Valley, Great Lakes, and the Southeast
- Heavy Snow – Possible for portions of the Northern Intermountain, Northern, and Central Rockies
- Rain and Snow – Pacific Northwest, Central Great Basin to the Northern High Plains; and the Northeast
- Critical Fire Weather – NM, TX, OK, KS, and CO
- Elevated Fire Weather – AZ, NM, TX, OK, KS, NE, and CO
- Red Flag warnings – AZ, NM, TX, OK, KS, and CO
- Space weather – None observed for the past 24 hours; none predicted for the next 24 hours

**Tropical Activity:** No activity affecting U.S. territories

**Earthquake Activity:** No significant activity

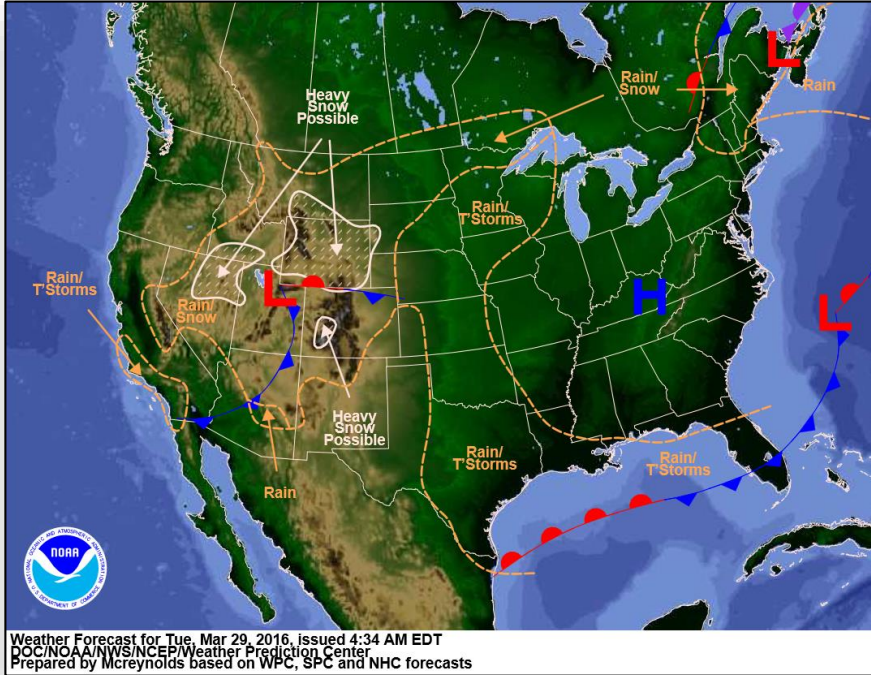
**Volcano Activity:**

- Pavlof Volcano in Alaska

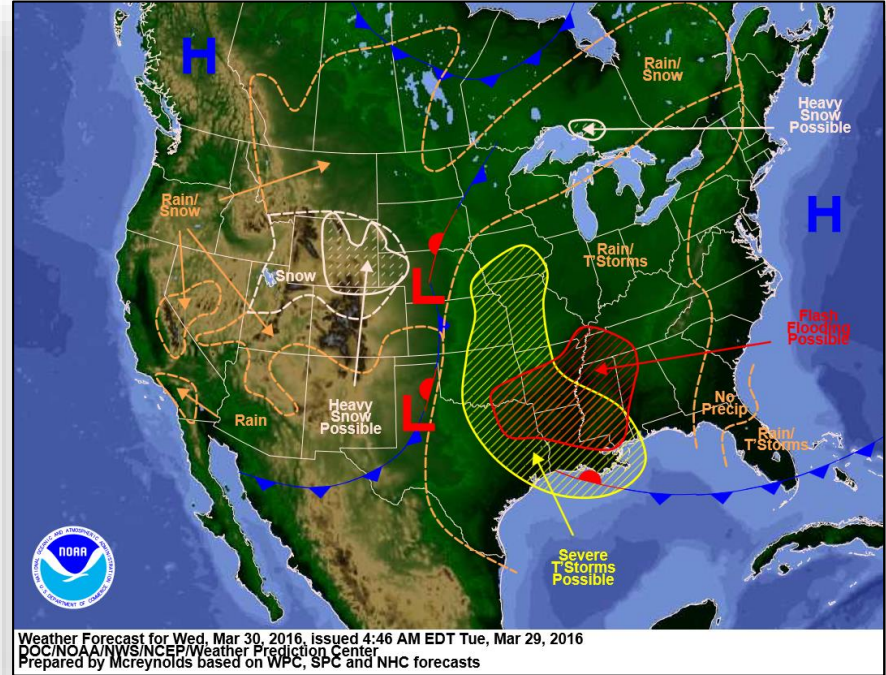
**Declaration Activity:**

- Amendment No. 1 to FEMA-4259-DR-GA adds Union County for Public Assistance

# National Weather Forecast



*Today*

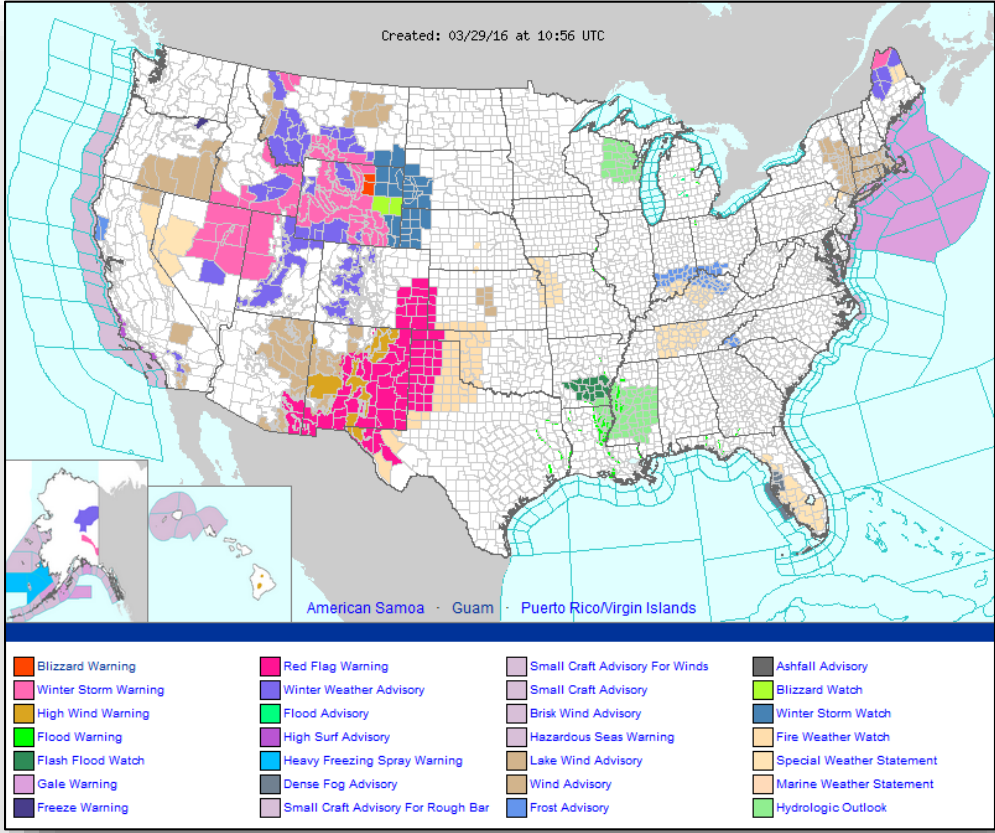


*Tomorrow*

# Active Watches/Warnings



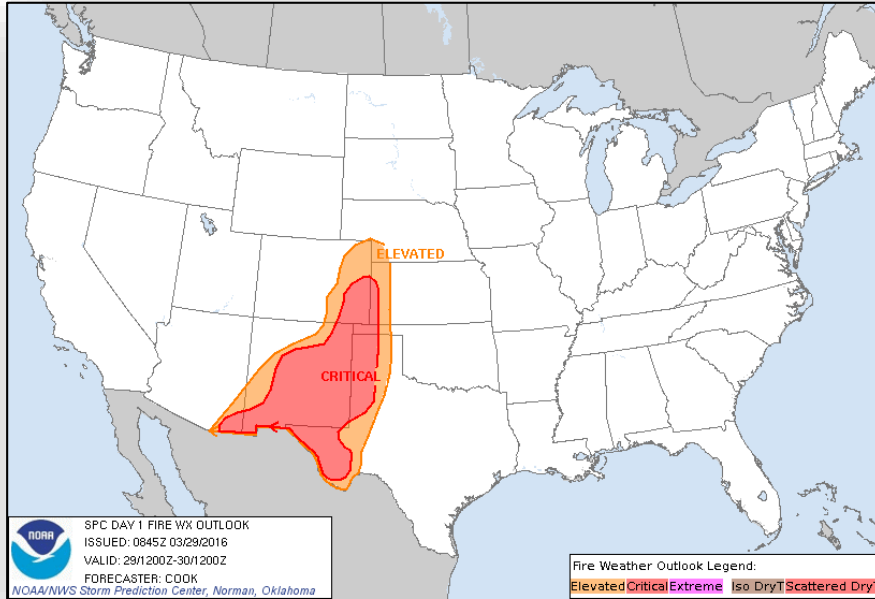
FEMA



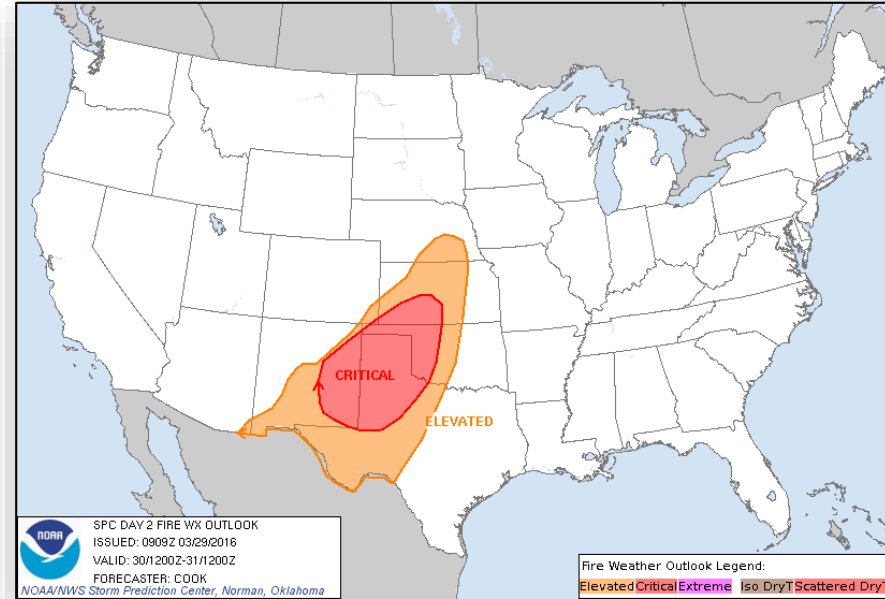
# Fire Weather Outlook



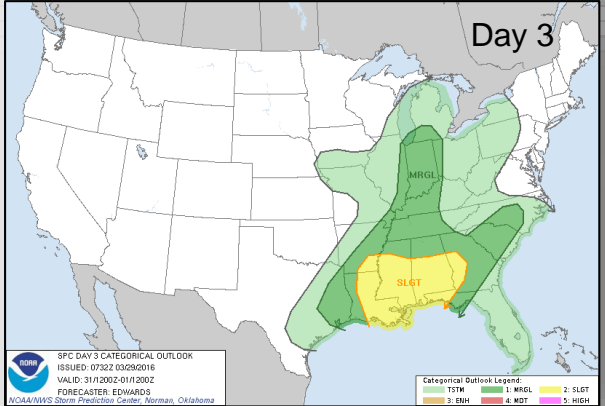
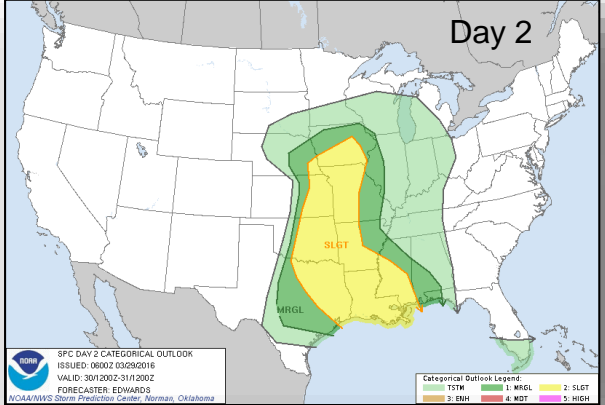
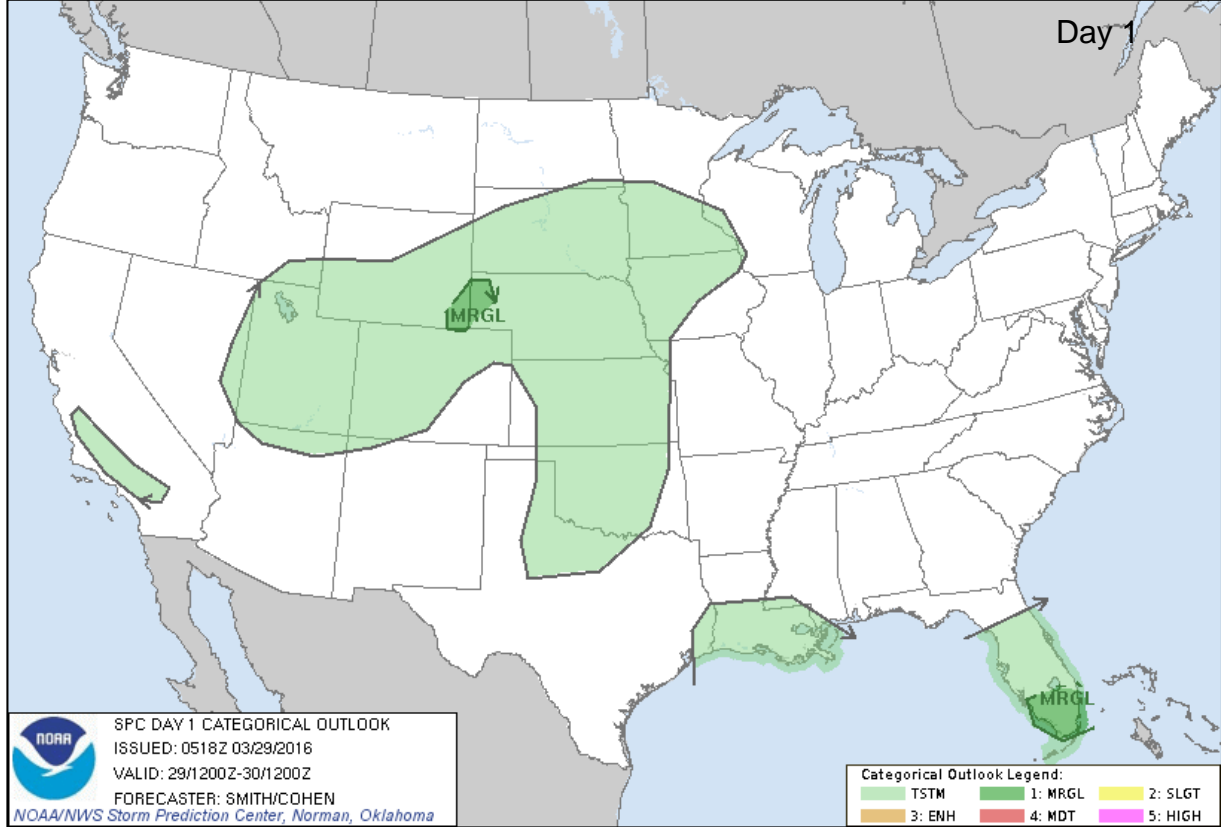
Day 1



Day 2



# Convective Outlook

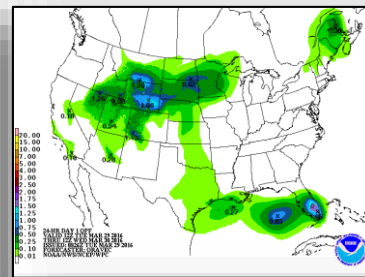
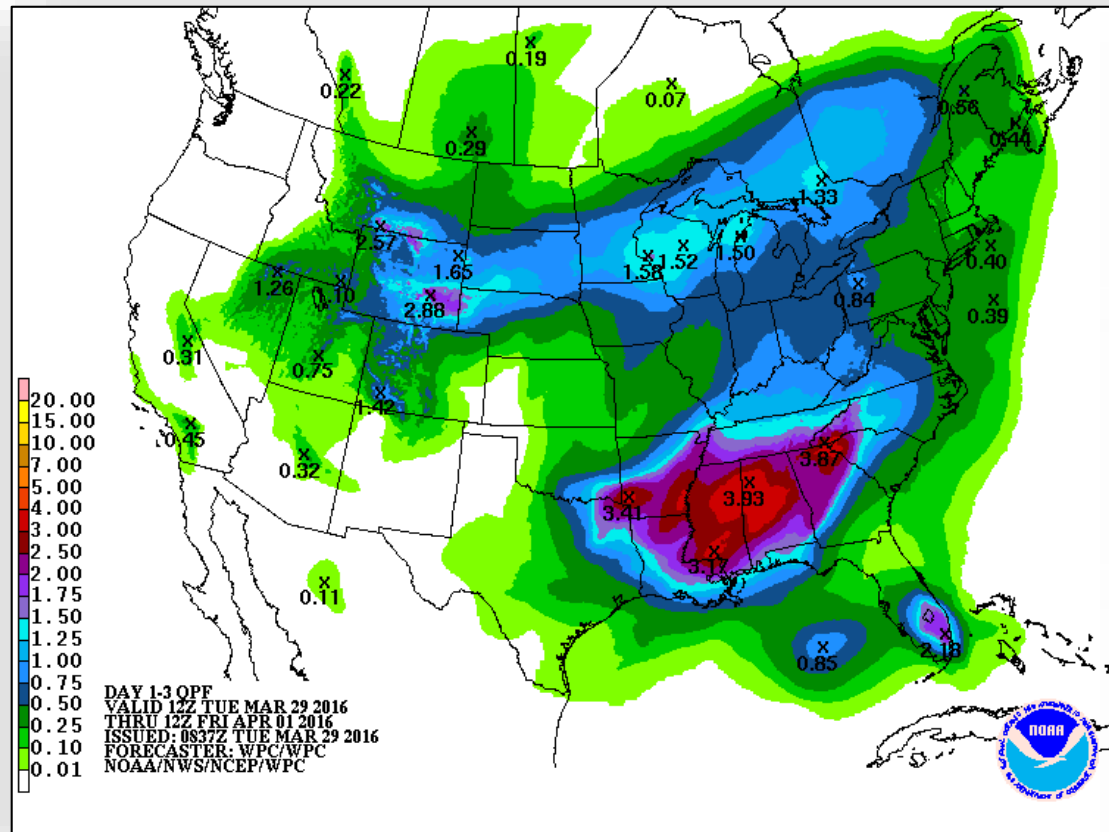




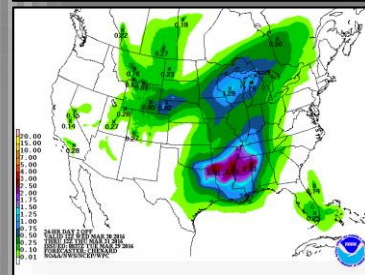
# Precipitation Forecast, 1-3 Day



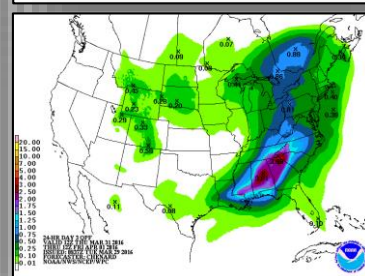
FEMA



Day 1



Day 2



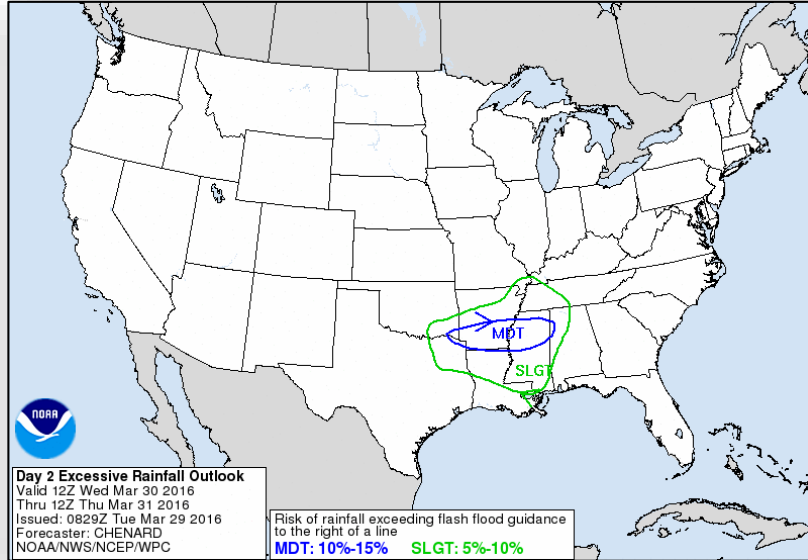
Day 3



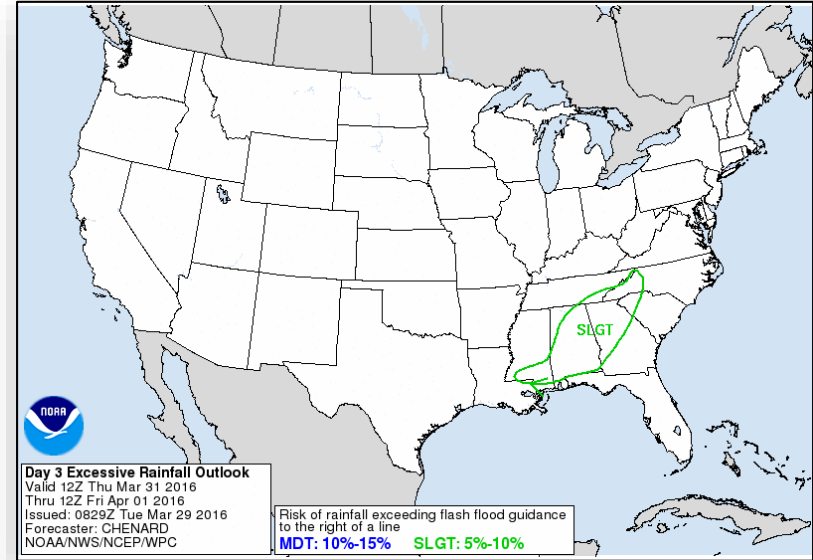
# Flash Flood Potential



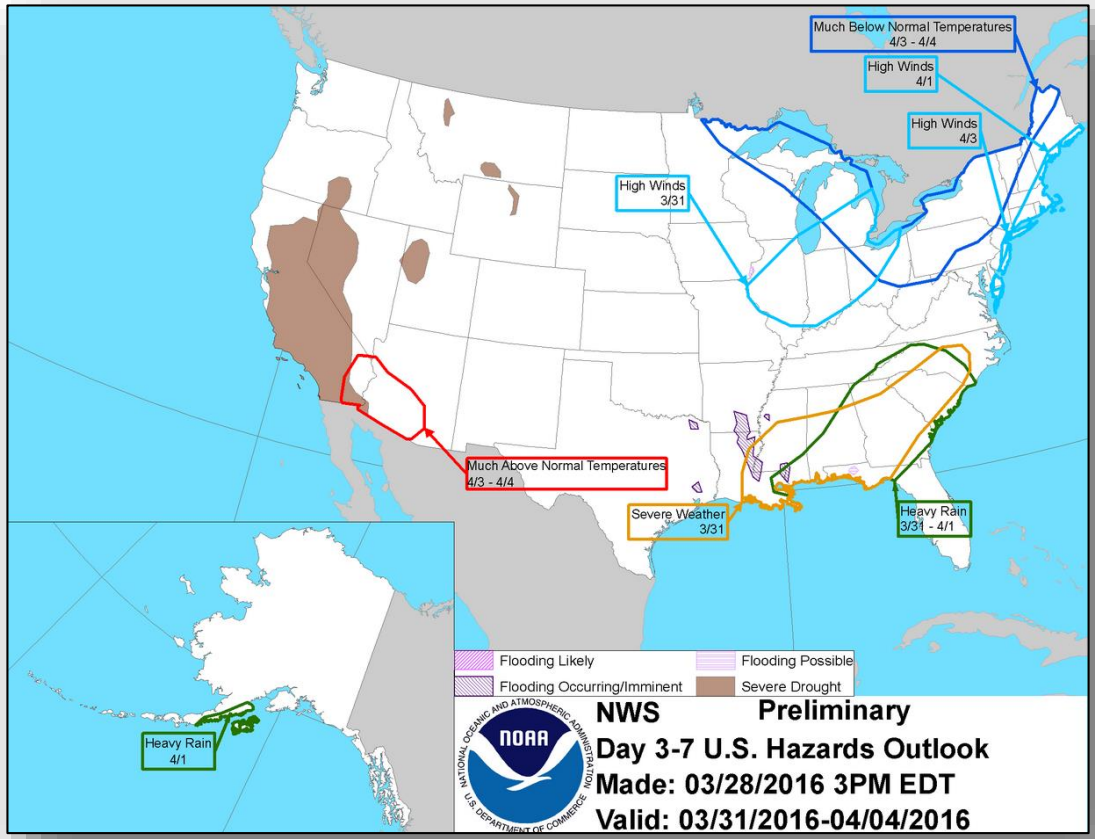
Day 2



Day 3



# Hazard Outlook March 31-April 4

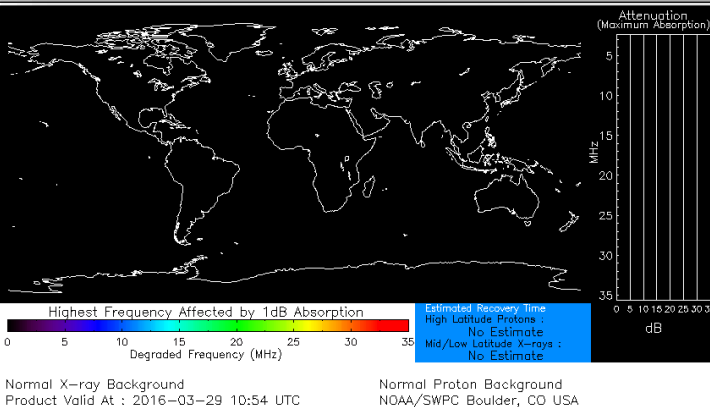


# Space Weather




	Past 24 Hours	Current	Next 24 Hours
<b>Space Weather Activity</b>	<b>None</b>	<b>None</b>	<b>None</b>
Geomagnetic Storms	None	None	None
Solar Radiation Storms	None	None	None
Radio Blackouts	None	None	None

## HF Communication Impact



## Sunspot Activity



# Disaster Requests & Declarations



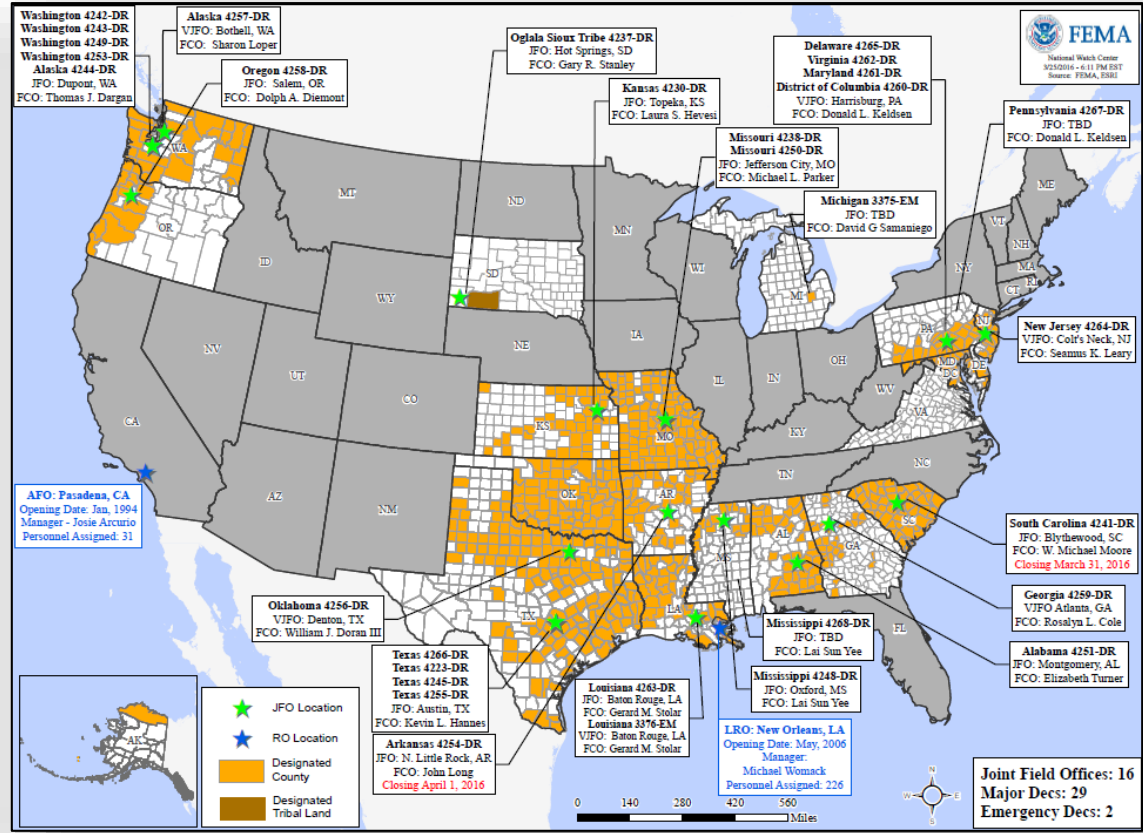
<b>Declaration Requests in Process</b>		<b>Requests APPROVED (since last report)</b>	<b>Requests DENIED (since last report)</b>
<b>2</b>	<b>Date Requested</b>	<b>0</b>	<b>0</b>
LA – DR Flooding	March 2, 2016		
VA – DR Severe Storms & Tornadoes	March 25, 2016		

# Disaster Amendments



Amendment	Effective Date	Action
Amendment No. 1 to FEMA-4259-DR-GA	March 28, 2016	Adds one county for Public Assistance

# Open Field Offices as of March 29, 2016



# Joint Preliminary Damage Assessments



Region	State / Location	Event	IA/PA	Number of Counties		Start – End
				Requested	Complete	
VI	AR	Severe Storms, Tornadoes, & Flooding March 8, 2016 – continuing	IA	12	2	3/23 – TBD
			PA	13	0	3/28 – TBD
	LA	Severe Storms, Tornadoes, & Flooding March 8, 2016 – continuing	IA	10	5	3/23 – TBD
	TX	Spring Flooding March 8, 2016 – continuing	IA	12	5	3/21 – TBD



# FEMA Readiness – Deployable Teams/Assets



Deployable Teams/Assets									
Resource	Status	Total	FMC Available		Partially Available	Not Available	Detailed, Deployed, Activated	Comments	Rating Criterion
FCO	Yellow	32	11	34%	0	1	20		OFDC Readiness: FCO    Green    Yellow    Red Type 1    3+        2        1 Type 2    4+        3        2 Type 3    4         3        2 FDRC    3         2        1
FDRC	Green	8	6	75%	0	0	2		
US&R	Green	27	27	100%	0	0	0		<ul style="list-style-type: none"> <li>• Green = Available/FMC</li> <li>• Yellow = Available/PMC</li> <li>• Red = Out-of-Service</li> <li>• Blue = Assigned/Deployed</li> </ul>
National IMAT	Yellow	3	2	67%	0	0	1	National IMAT West deployed to LA (4263-LA)	<ul style="list-style-type: none"> <li>• Green: 3 avail</li> <li>• Yellow: 1-2 avail</li> <li>• Red: 0 avail (<i>Individual N-IMAT red if 50% of Section Chiefs and/or Team Leader is unavailable for deployment.</i>)</li> </ul>
Regional IMAT	Red	13	2	15%	0	0	11	<u>Deployed:</u> RI to LA (4263-LA) RII to TX (4266-TX) RIII to PA (4260-DC; 4261-MD; 4262-VA; 4265-DE; 4267-PA) RIV Team 2 to MS RV to MI (3375-MI) RVI Team 1 to TX (4266-TX); Team 2 to LA (4263-LA) RVII to MO (4238/4250-MO) RVIII to LA (4263-LA) RIX Team 2 to OR (4258-OR) RX to WA (disasters in AK, ID, WA)	<ul style="list-style-type: none"> <li>• Green: 7 or more avail</li> <li>• Yellow: 4 - 6 teams available</li> <li>• Red: &gt; 8 teams deployed/unavailable</li> </ul> R-IMAT also red if TL Ops/Log Chief is unavailable & has no qualified replacement
MERS Teams	Green	18	14	78%	0	0	4	<u>Deployed:</u> Denton: 3 teams to LA Denver: 1 team to TX	<ul style="list-style-type: none"> <li>• Green = &gt;66% available</li> <li>• Yellow = 33% to 66% available</li> <li>• Red = &lt;33% available</li> </ul>

# FEMA Readiness – National/Regional Teams



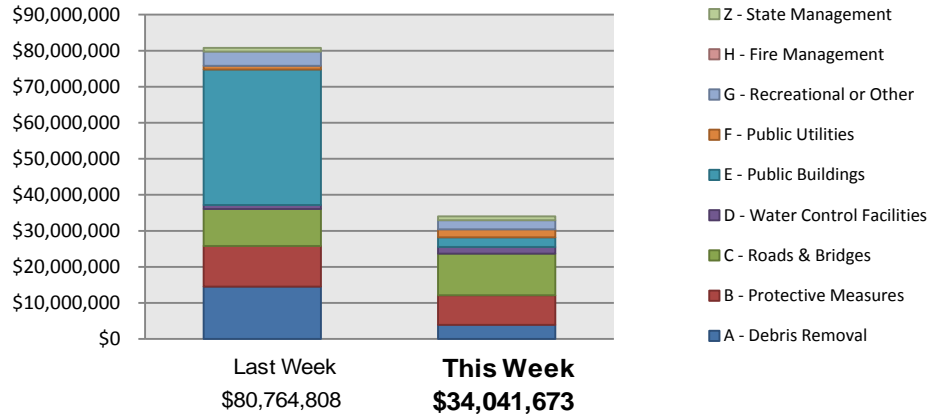
National/Regional Teams									
Resource	Status	Total	FMC Available		Partially Available	Not Available	Status	Comments	Rating Criterion
NWC		5	5	100%	0	0	Not Activated		<ul style="list-style-type: none"> <li>• Green = FMC</li> <li>• Yellow = PMC</li> <li>• Red = NMC</li> </ul>
NRCC		2	344	89%	0	44	Not Activated		
HLT		1	N/A	N/A	0	0	Not Activated		
DEST							Not Activated		
RRCCs		10	10	100%	0	0	Not Activated		
RWCs/MOCs		10	10	100%	0	0	Not Activated		

# Public Assistance Grant Program



PA Project Worksheets Obligated in past week, as of 03/28/16 at 1500 EDT										
PA Category	Emergency Work		Permanent Work					H - Fire Management	Z - State Management	Total
	A - Debris Removal	B - Protective Measures	C - Roads & Bridges	D - Water Control Facilities	E - Public Buildings	F - Public Utilities	G - Recreational or Other			
Number Of PWs Obligated	34	49	172	11	37	25	19	0	31	378
Federal Share Obligated	\$3,930,698	\$8,225,584	\$11,515,064	\$1,869,636	\$2,664,854	\$2,243,150	\$2,517,000	\$0	\$1,075,687	\$34,041,673

## Public Assistance Obligated per Category In the Past 2 Weeks – 3/14/2016 through 3/28/2016



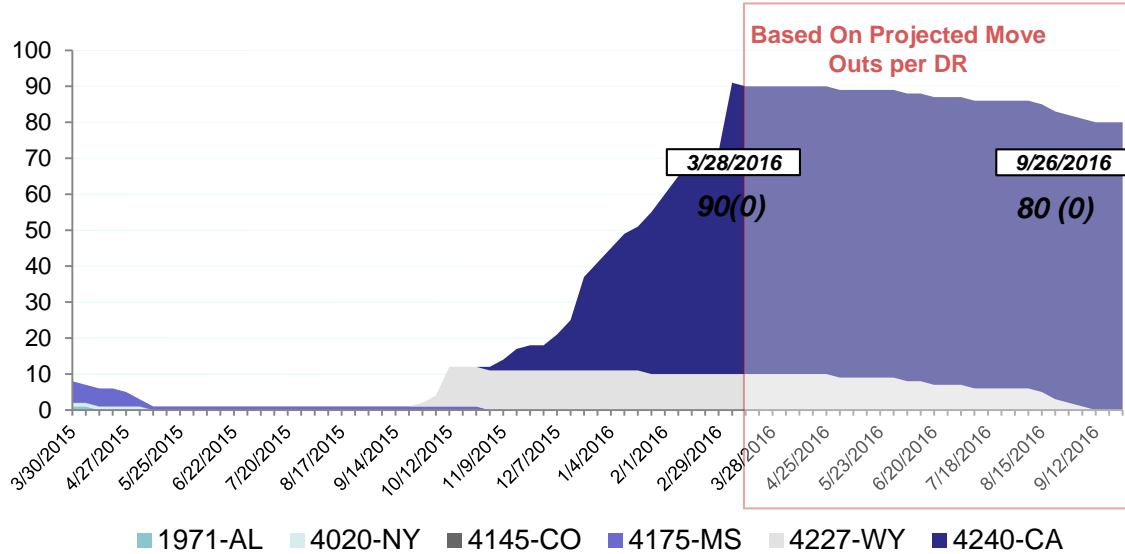
## PA Highlights

- On 3/22 the Louisiana Department of Transportation and Development was obligated approximately \$4 million in PA Category B – Protective Measures as a result of DR-4080.

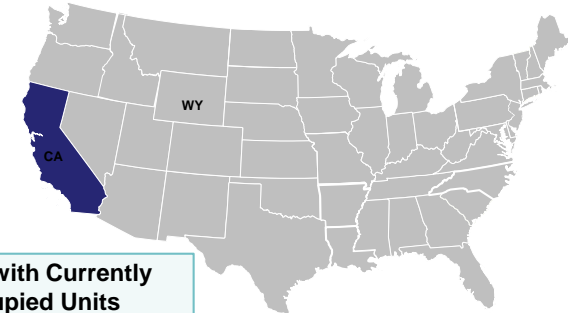
# Direct Housing



**Total Households in FEMA Direct Housing per State**  
 Past Year per Week, 3/30/2015 – 3/28/2016, Projected to 9/26/2016  
 There are currently **90** Households Occupying **90** Temporary Units



DR	IA Declaration Date	Program End Date	Current # of Households in Direct Housing (Weekly Change)
4227-WY	7/7/2015	<b>1/7/2017</b>	<b>10 (0)</b>
4240-CA	9/22/2015	<b>3/22/2017</b>	<b>80 (0)</b>

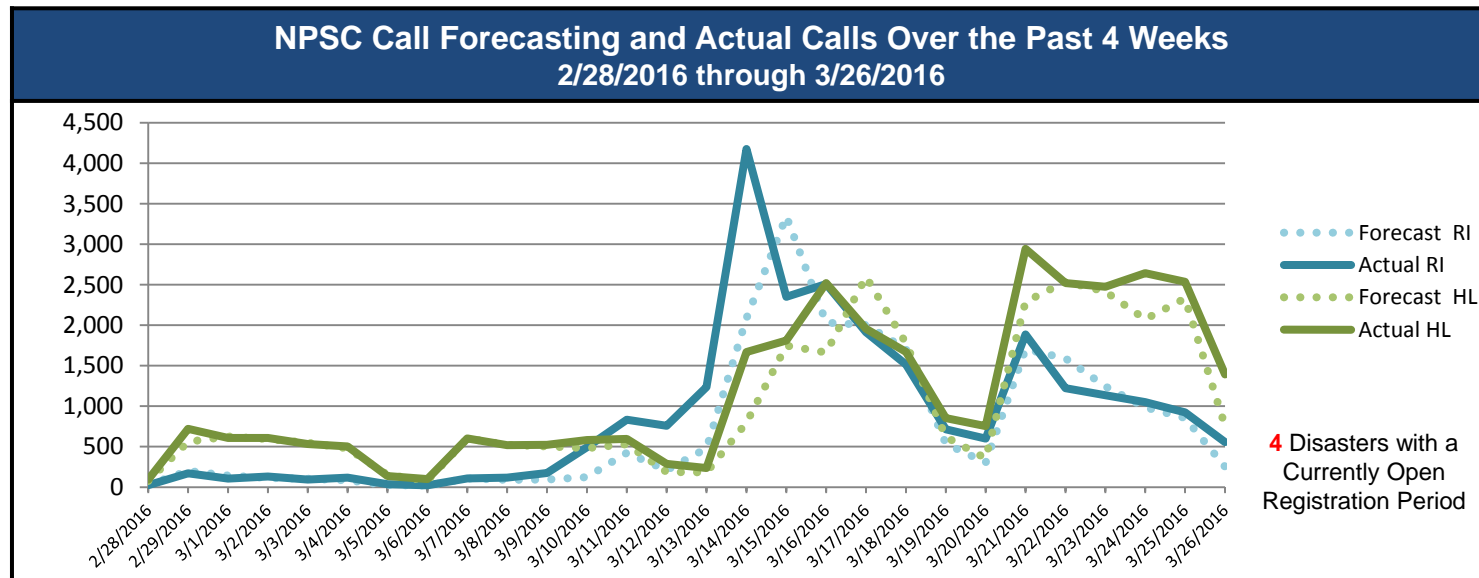


**States with Currently Occupied Units**

# NPSC Activity



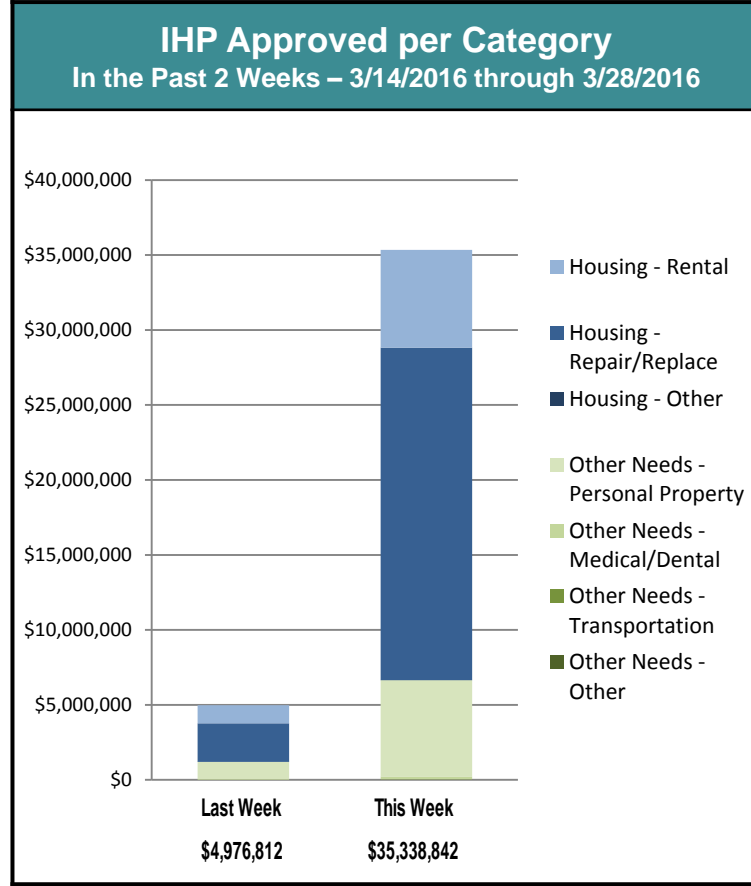
NPSC Call Activity in the Past Week 3/20/2016 through 3/26/2016				
Call Type	Projected Calls	Actual Calls	Average Speed of Answer	Maximum Delay Time
Registration Intake	6,933	7,367	:12	6:11
Helpline	12,756	15,247	:12	8:53
<b>All Calls</b>	<b>19,689</b>	<b>22,614</b>	<b>:12</b>	<b>8:53</b>



# Individual Assistance Activity



		Individuals and Households Program Activity As Of: 3/28/16			
		In Past 7 Days		Cumulative	
		Applicants Approved	Amount Approved	Applicants Approved	Amount Approved
Open Registration Period	4250-MO Declared 01-21-2016 End Of Reg Period 03-21-2016				
	Housing Assistance	95	\$292,900.50	2,138	\$9,980,054.59
	Other Needs Assistance	25	\$35,280.20	849	\$2,262,869.40
	<b>Total IHP</b>		<b>\$328,180.70</b>		<b>\$12,242,923.99</b>
	4254-AR Declared 02-05-2016 End Of Reg Period 04-05-2016				
	Housing Assistance	11	\$23,746.58	198	\$1,046,646.11
	Other Needs Assistance	0	\$0.00	39	\$91,357.28
	<b>Total IHP</b>		<b>\$23,746.58</b>		<b>\$1,138,003.39</b>
	4263-LA Declared 03-13-2016 End Of Reg Period 05-12-2016				
	Housing Assistance	4,765	\$23,781,675.60	5,554	\$26,974,043.51
	Other Needs Assistance	2,341	\$6,166,909.78	2,737	\$7,284,400.59
	<b>Total IHP</b>		<b>\$29,948,585.38</b>		<b>\$34,258,444.10</b>
	4266-TX Declared 03-19-2016 End Of Reg Period 05-18-2016				
	Housing Assistance	418	\$4,069,808.19	418	\$4,069,808.19
	Other Needs Assistance	123	\$404,470.79	123	\$404,470.79
<b>Total IHP</b>		<b>\$4,474,278.98</b>		<b>\$4,474,278.98</b>	
4268-MS Declared 03-25-2016 End Of Reg Period 05-24-2016					
Housing Assistance	7	\$33,945.79	7	\$33,945.79	
Other Needs Assistance	6	\$7,775.14	6	\$7,775.14	
<b>Total IHP</b>		<b>\$41,720.93</b>		<b>\$41,720.93</b>	
Other IHP Active	11 Declarations IHP Programmatically Open - Closed Registration *				
	Housing Assistance	151	\$487,426.26		
	Other Needs Assistance	30	\$34,903.40		
	<b>Total IHP</b>		<b>\$522,329.66</b>		
	<b>Total IHP Approved in Past Week</b>		<b>\$35,338,842.23</b>		





# FEMA

**FEMA's mission is to support our citizens and first responders to ensure that as a nation we work together to build, sustain, and improve our capability to prepare for, protect against, respond to, recover from, and mitigate all hazards.**