

The Disaster Center is dedicated to the idea that disaster mitigation is cost effective and individuals pursuing their own interest are the greatest potential force for disaster reduction.

Please consider making a small donation to the Disaster Center



When disaster mitigation is cost effective, we are on the road to bringing disasters to an end.



# FEMA

## Daily Operations Briefing

Tuesday, March 22, 2016

8:30 a.m. EDT

# Significant Activity: March 21-22



**Significant Events:** None

**Significant Weather:**

- Freezing Rain Possible: Northern Great Lakes
- Heavy Snow: Northern to Central Plains and Great Lakes
- Rain and snow: Pacific Northwest, Central Basin to Northern/Central Rockies across to New England
- Rain and Thunderstorms: Central/Southern Plains to Mid-Atlantic
- Extreme and Critical Fire Weather Areas/Red Flag Warning – Southwest, Southern/Central Rockies, Southern/Central Plains to Middle Mississippi Valley; Ohio Valley into Appalachians
- Space weather: No space weather storms past 24 hours; none expected for next 24 hours

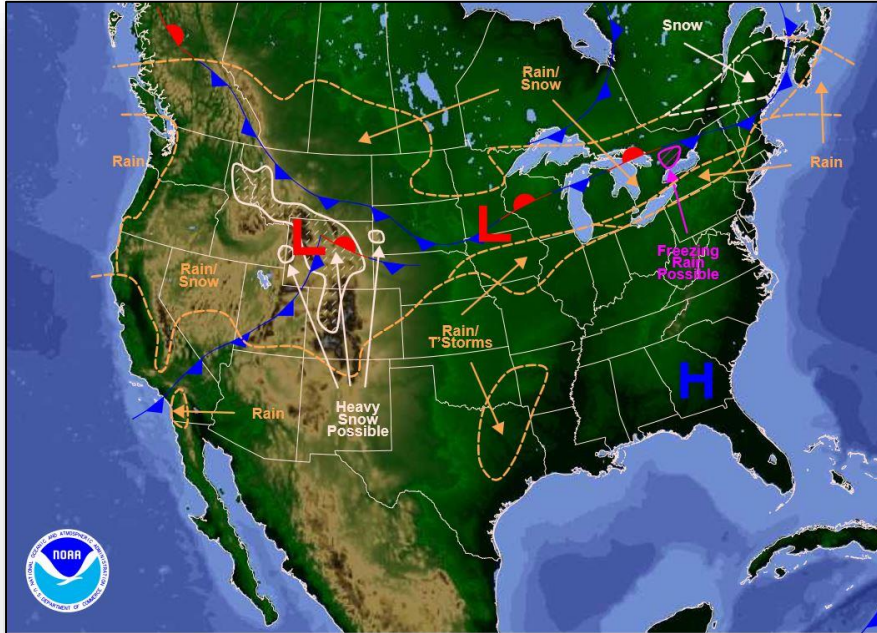
**Tropical Activity:** No activity affecting U.S. territories

**Earthquake Activity:** No significant activity

**Declaration Activity:**

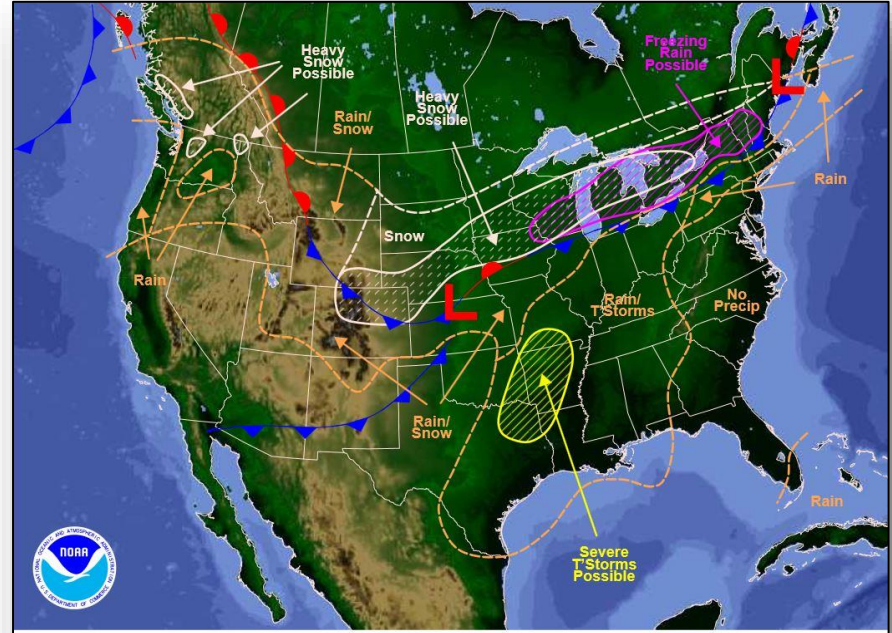
- Major Disaster Declaration Request – LA
- Amendment No. 2 to FEMA-4258-DR-OR

# National Weather Forecast



Weather Forecast for Tue, Mar 22, 2016, issued 4:35 AM EDT  
DOC/NOAA/NWS/NCEP/Weather Prediction Center  
Prepared by McCreynolds based on WPC, SPC and NHC forecasts

*Today*



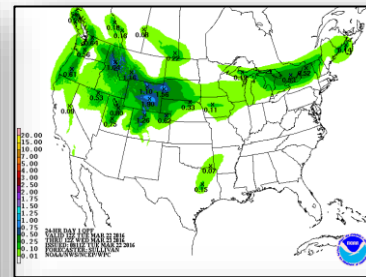
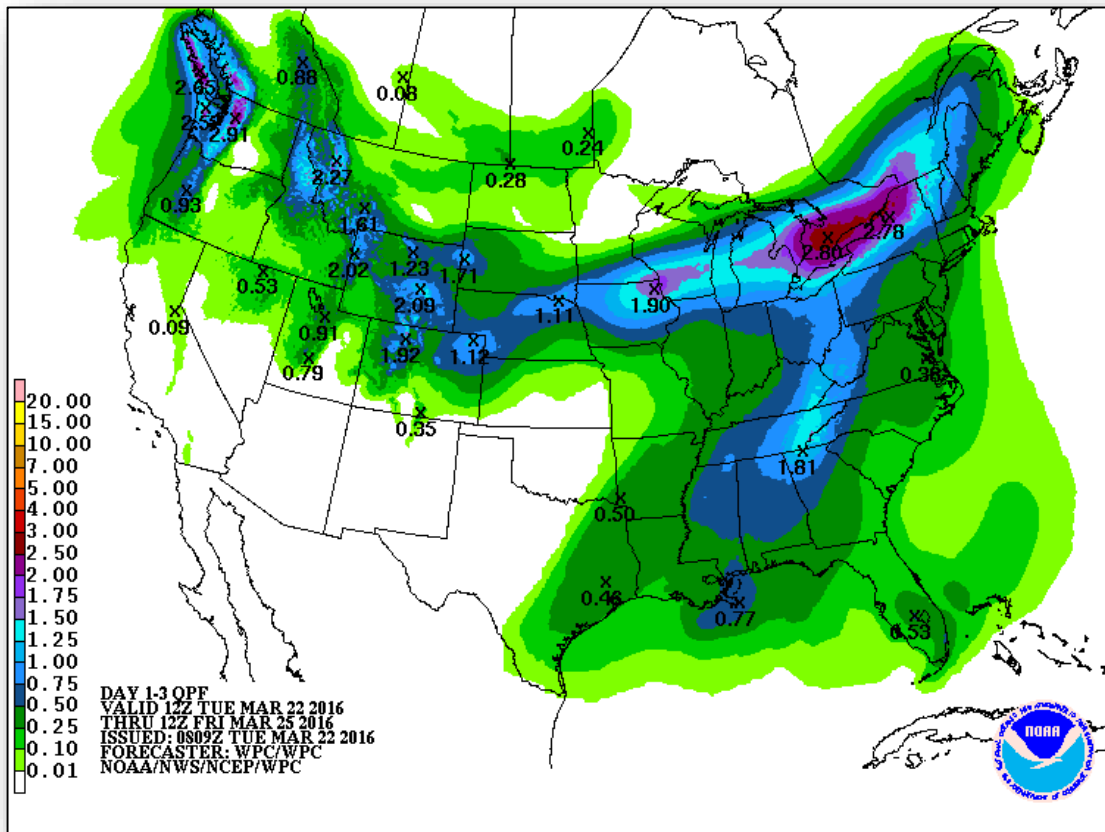
Weather Forecast for Wed, Mar 23, 2016, issued 4:49 AM EDT Tue, Mar 22, 2016  
DOC/NOAA/NWS/NCEP/Weather Prediction Center  
Prepared by McCreynolds based on WPC, SPC and NHC forecasts

*Tomorrow*

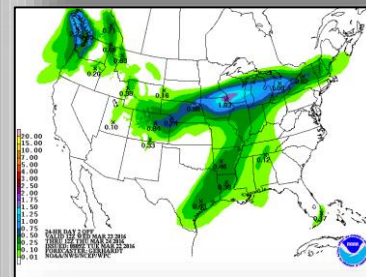
# Precipitation Forecast, 1-3 Day



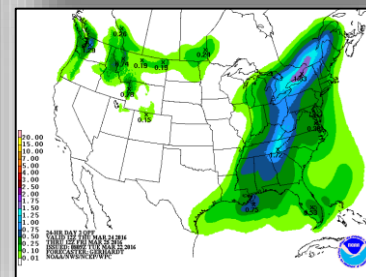
FEMA



Day 1

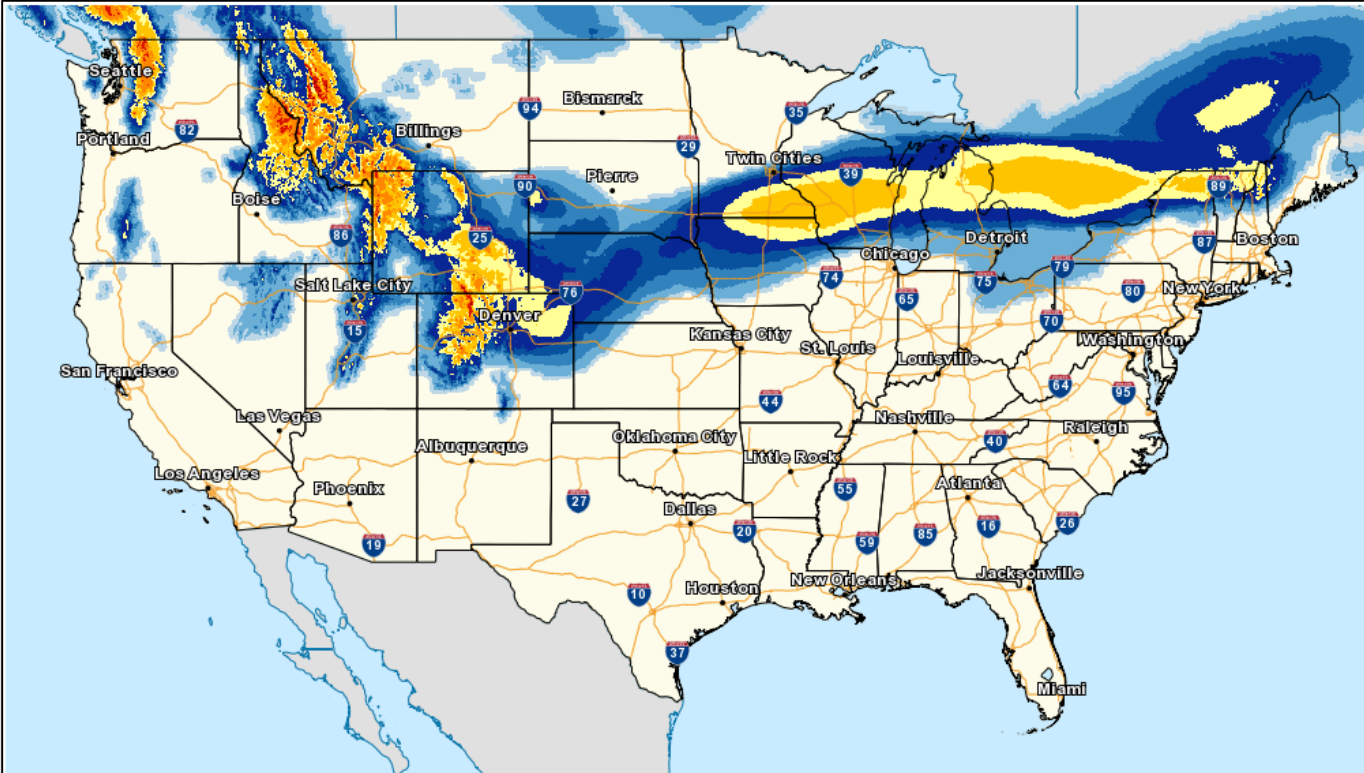


Day 2



Day 3

# Snowfall Forecast



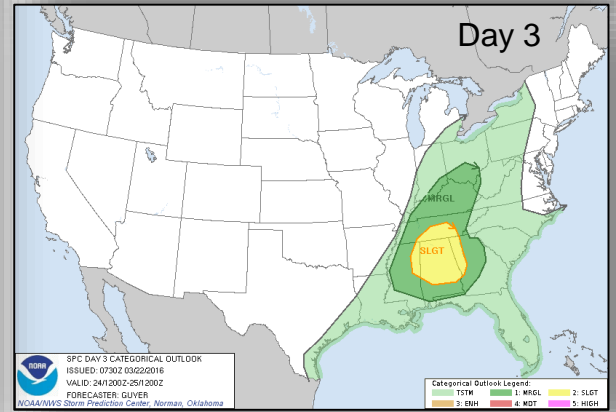
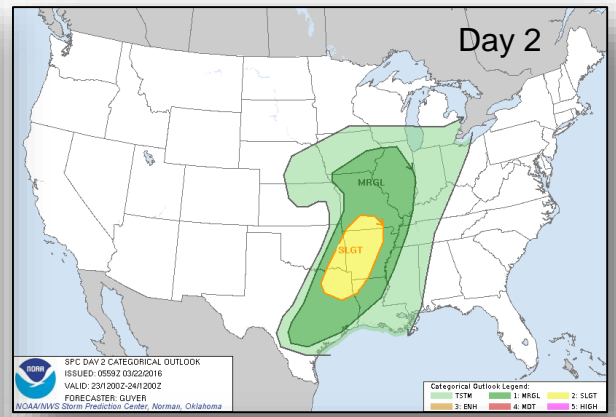
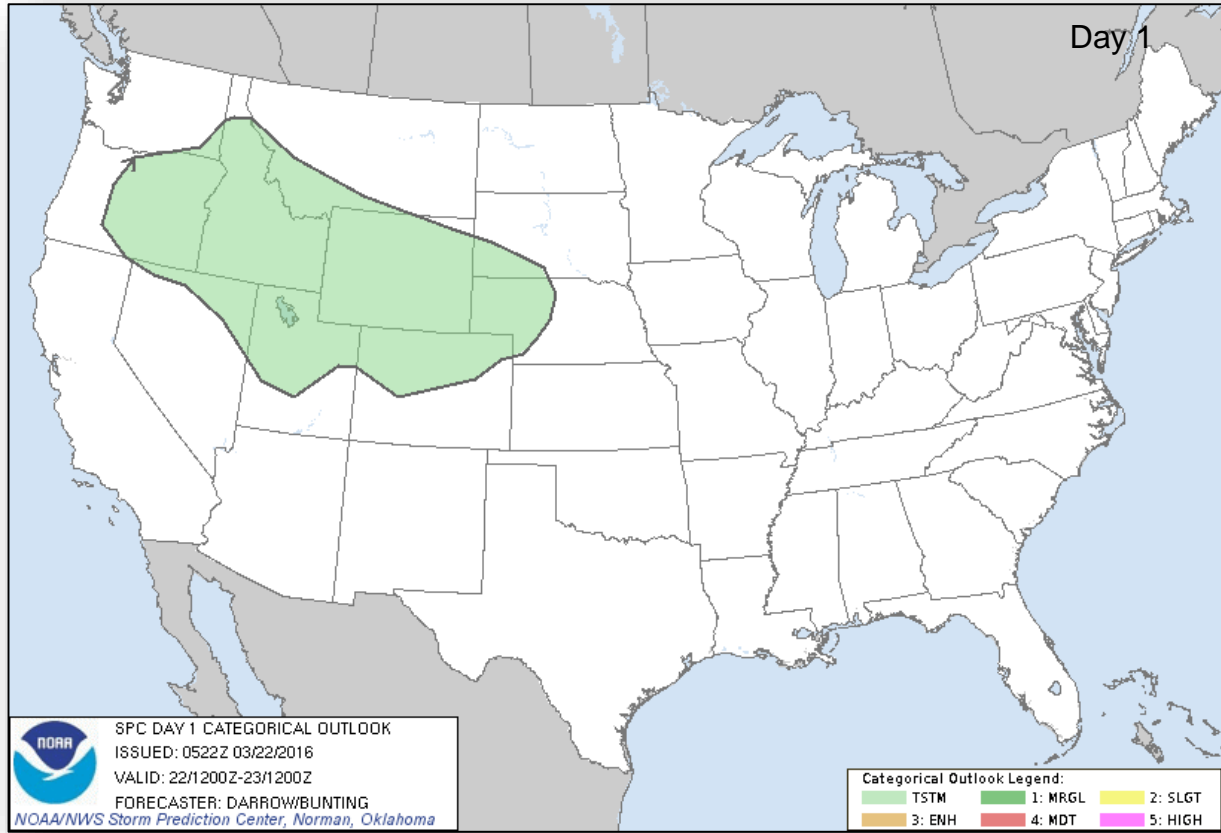
**Total Forecast Snowfall**

- Less than an inch
- 1 to 2 inches
- 2 to 3 inches
- 3 to 4 inches
- 4 to 6 inches
- 6 to 8 inches
- 8 to 12 inches
- 12 to 18 inches
- 18 to 24 inches
- 24 to 30 inches
- 30 to 36 inches
- Greater than 36 inches

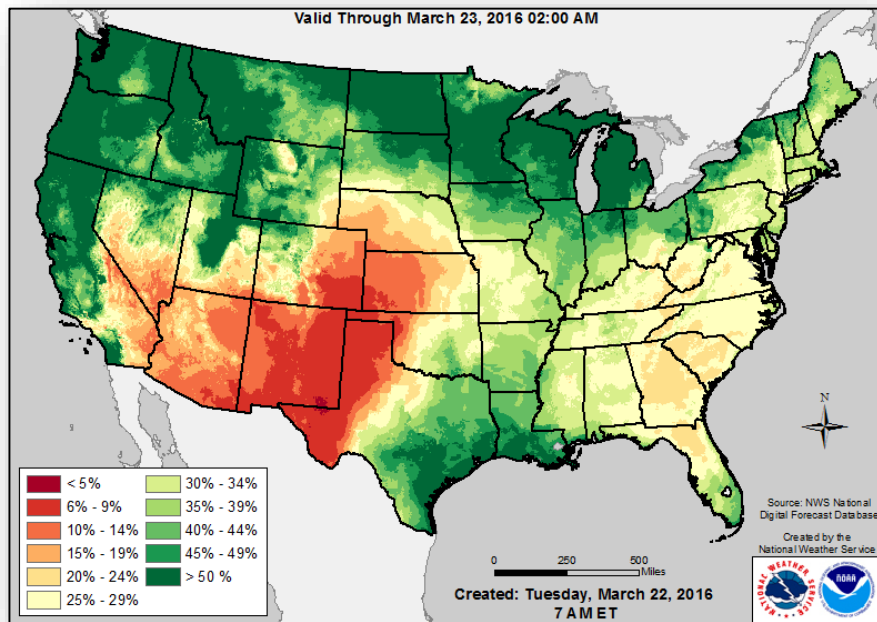


Valid ending at Friday March 25th, 2016 at 8 AM EDT  
Created Tuesday March 22nd, 2016 at 7:42 AM EDT

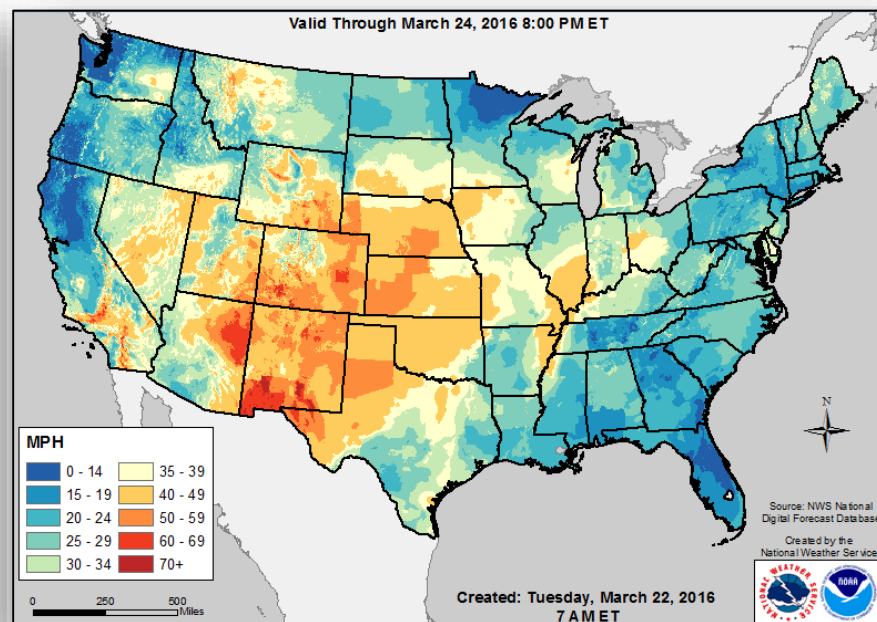
# Convective Outlook



# Minimum Relative Humidity & Winds



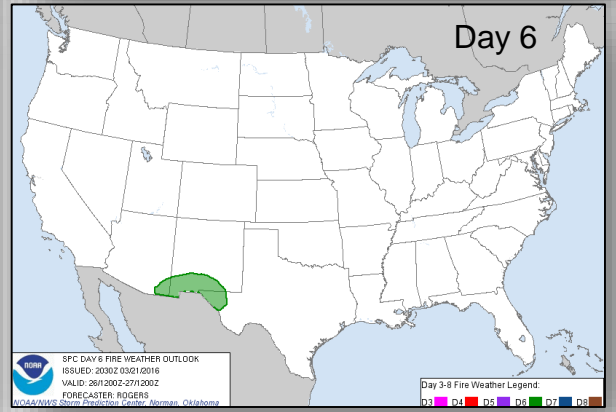
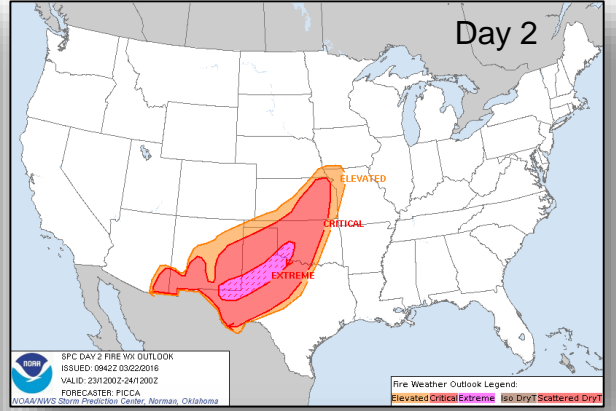
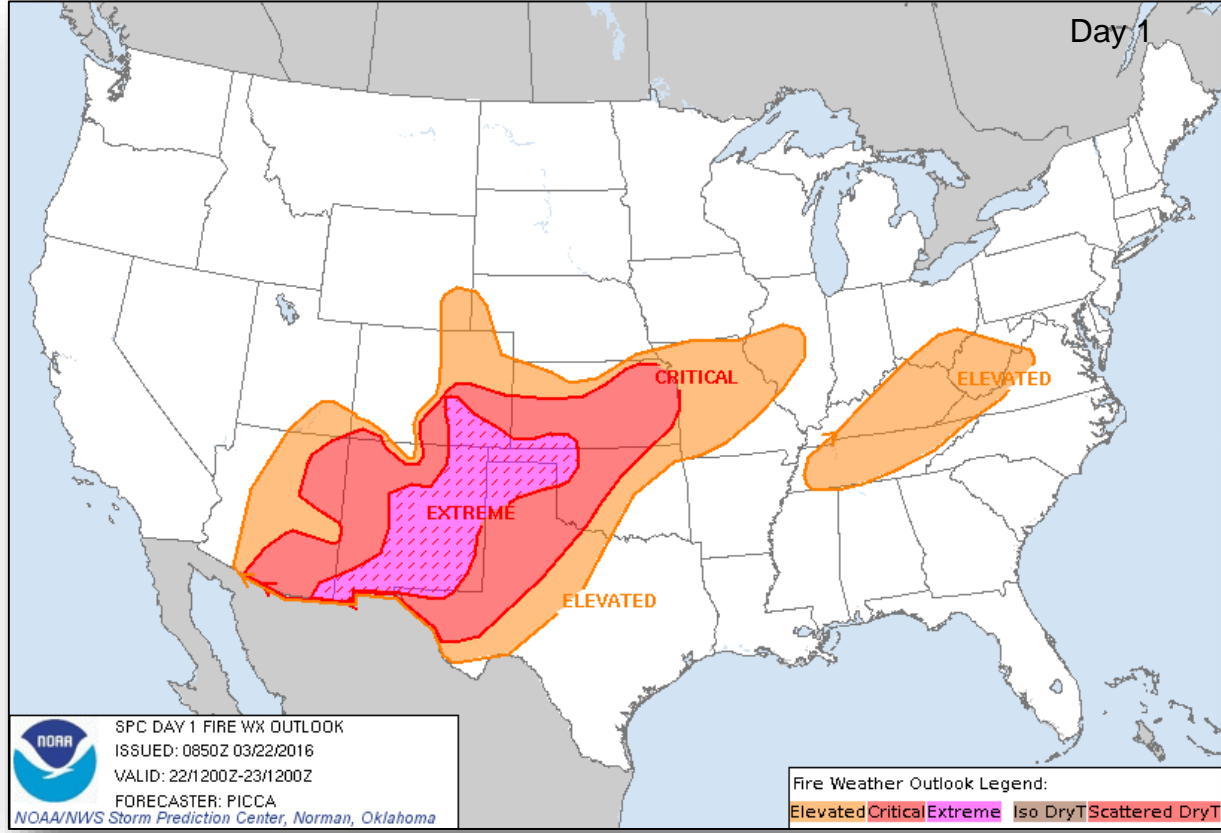
*Relative Humidity*



*Winds*



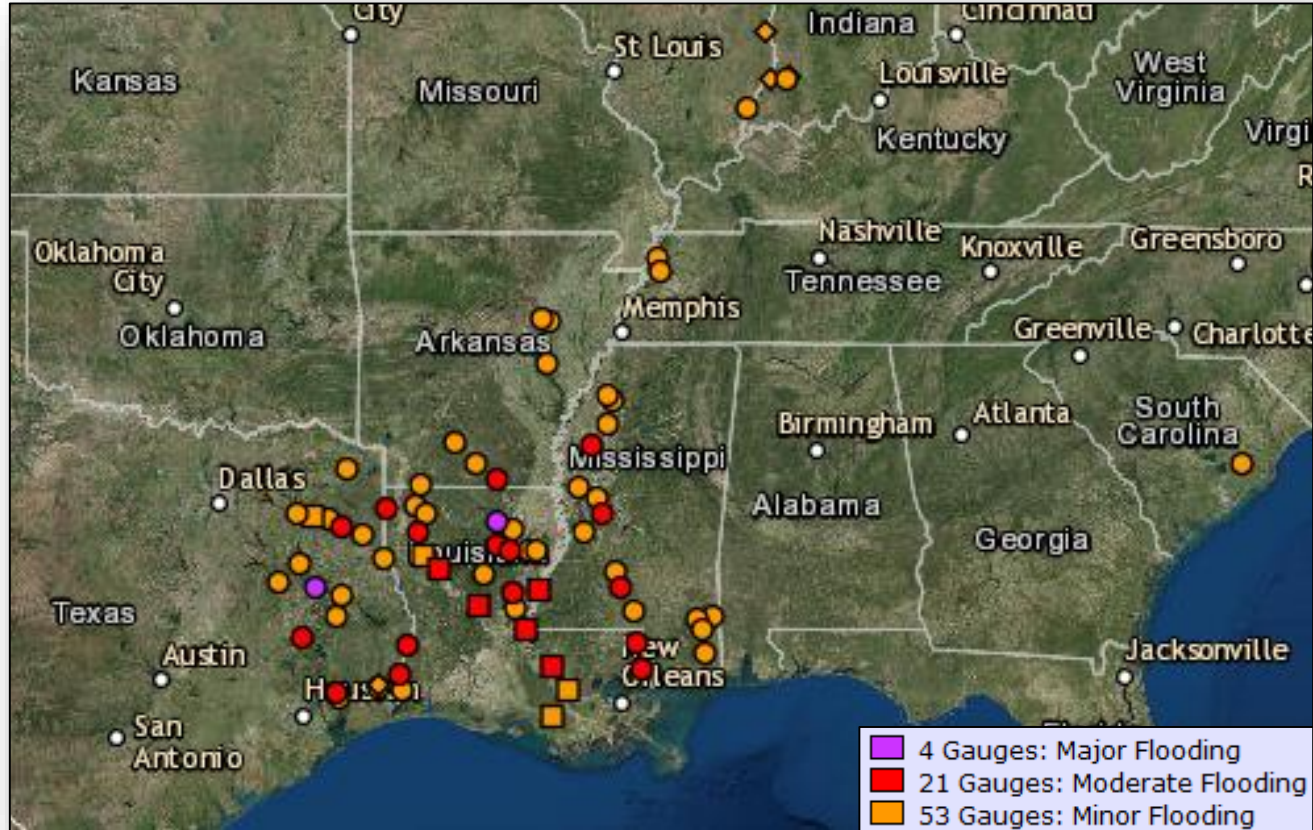
# Fire Weather Outlook



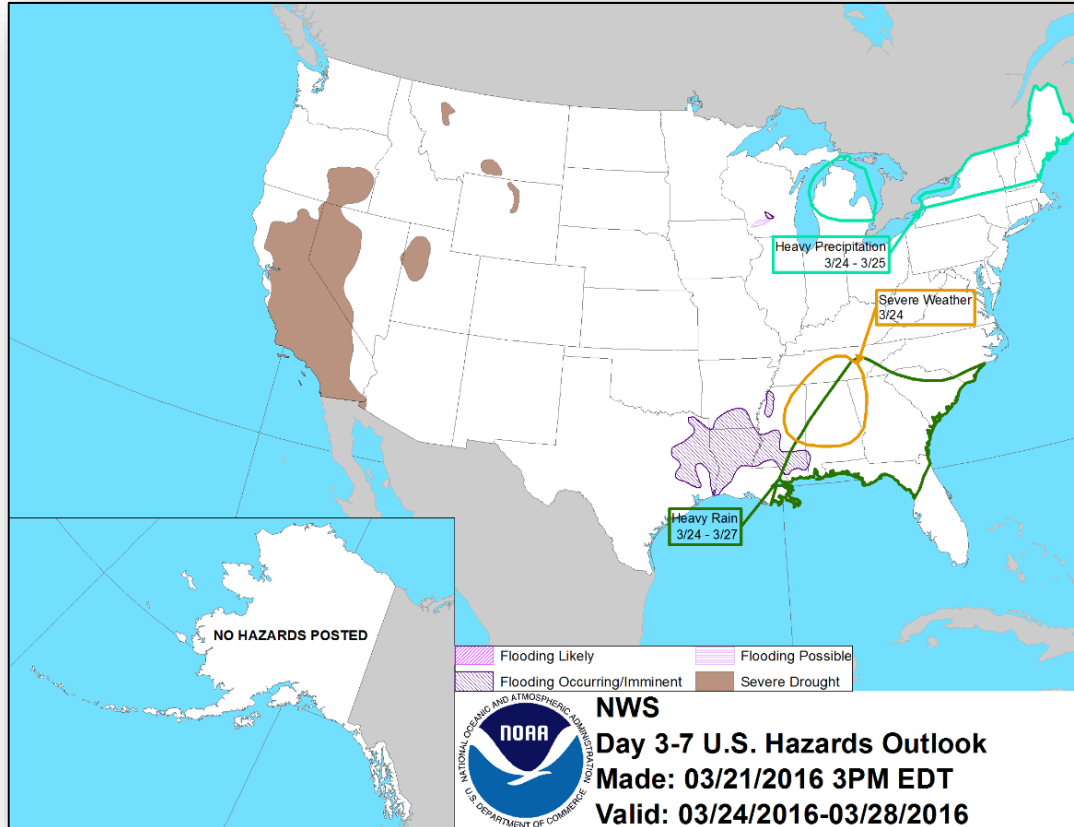
# River Flooding



FEMA





# Hazard Outlook March 24-28



# Space Weather

	Past 24 Hours	Current	Next 24 Hours
<b>Space Weather Activity</b>	<b>None</b>	<b>None</b>	<b>None</b>
Geomagnetic Storms	None	None	None
Solar Radiation Storms	None	None	None
Radio Blackouts	None	None	None

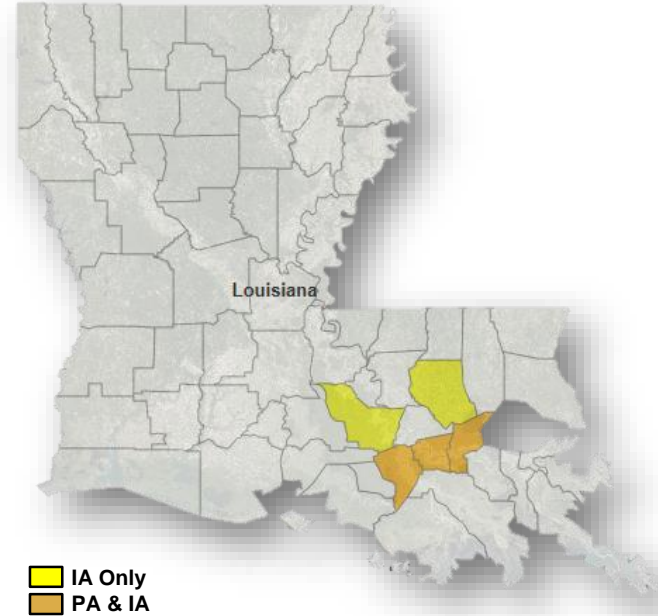


# Major Disaster Declaration Request – Louisiana



## March 18, 2016

- Governor requested Major Disaster Declaration for severe storms, straight-line winds and tornadoes during the period of February 23-24, 2016
- Requesting:
  - Individual Assistance for 2 Parishes
  - Public Assistance and Individual Assistance for 3 Parishes
  - Hazard Mitigation statewide



# Disaster Requests & Declarations



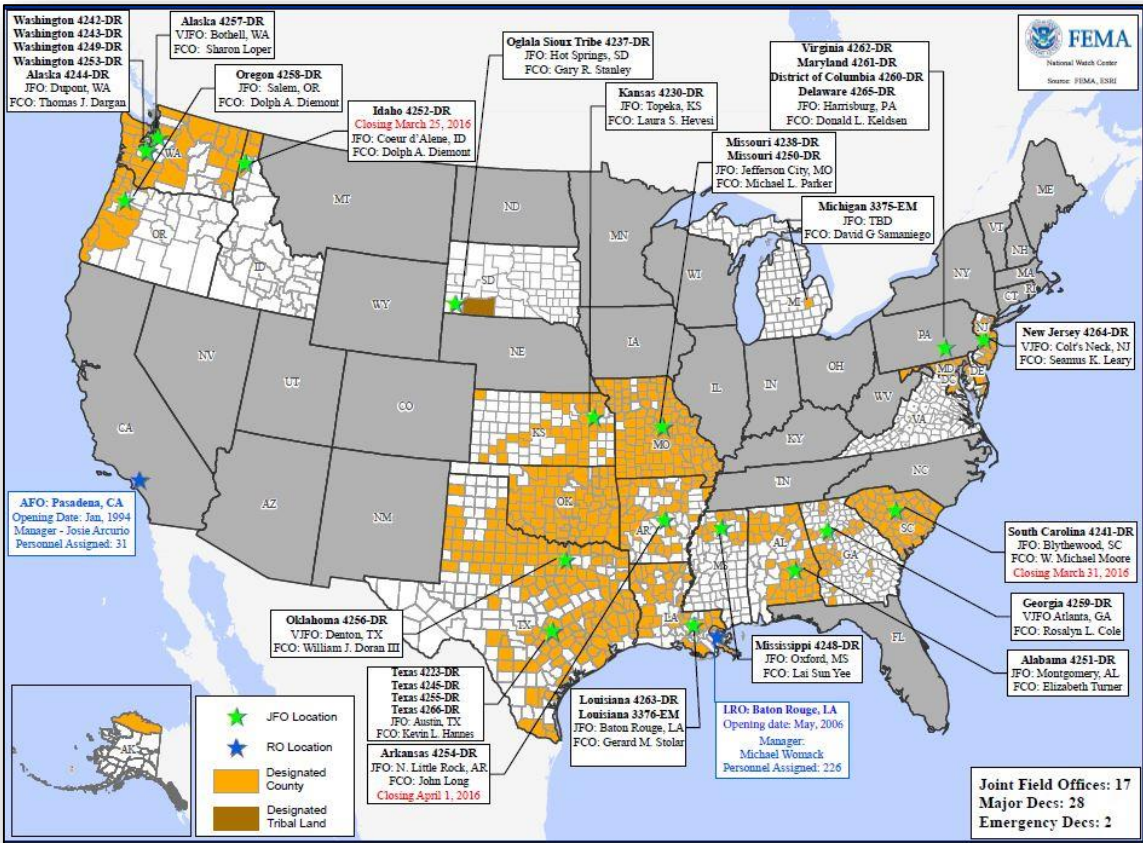
Declaration Requests in Process		Requests APPROVED (since last report)	Requests DENIED (since last report)
4	Date Requested	0	0
PA – DR Severe Winter Storm and Snowstorm	February 19, 2016		
LA – DR Flooding	March 2, 2016		
FL – DR Severe Storms, Straight-line Winds, and Tornadoes	March 16, 2016		
LA – Severe Storms, Straight-line Winds, Tornadoes	March 18, 2016		

# Disaster Amendments



Amendment	Effective Date	Action
Amendment No. 2 to FEMA-4258-DR-OR	March 21, 2016	Adds 1 county for Public Assistance

# Open Field Offices as of March 22, 2016





# Joint Preliminary Damage Assessments



Region	State / Location	Event	IA/PA	Number of Counties		Start – End
				Requested	Complete	
IV	MS	Severe Weather & Flooding March 9, 2016 – continuing	IA	11	3	3/18 – TBD
			PA	7	0	TBD
IX	Republic of Marshall Islands	Drought October 2015 – continuing	IA	1	0	3/17 – TBD

# FEMA Readiness – Deployable Teams /Assets



Deployable Teams/Assets									
Resource	Status	Total	FMC Available		Partially Available	Not Available	Detailed, Deployed, Activated	Comments	Rating Criterion
FCO	Yellow	32	11	34%	0	1	20		OFDC Readiness: FCO Green Yellow Red Type 1 3+ 2 1 Type 2 4+ 3 2 Type 3 4 3 2
FDRC	Green	8	6	75%	0	0	2		FDRC 3 2 1
US&R	Green	27	27	100%	0	0	0		<ul style="list-style-type: none"> <li>Green = Available/FMC</li> <li>Yellow = Available/PMC</li> <li>Red = Out-of-Service</li> <li>Blue = Assigned/Deployed</li> </ul>
National IMAT	Yellow	3	2	67%	0	0	1	National IMAT West deployed to Baton Rouge, LA	<ul style="list-style-type: none"> <li>Green: 3 avail</li> <li>Yellow: 1-2 avail</li> <li>Red: 0 avail (<i>Individual N-IMAT red if 50% of Section Chiefs and/or Team Leader is unavailable for deployment.</i>)</li> </ul>
Regional IMAT	Red	13	3	23%	0	0	10	<b>Deployed:</b> RI deployed to Baton Rouge, LA RII deployed to Austin, TX RIII deployed to PA (4260-PA/4261-PA) RV (Team 1) deployed to MI (3375-MI) RVI (Team 1) deployed to TX (4266-TX); (Team 2) deployed to LA RVII deployed to MO (4238-MO/4250-MO) RVIII (Team 1) deployed to LRO in Baton Rouge, LA RIX (Team 2) deployed to OR (4258-OR) RX deployed to WA (4249-WA/4253-WA)	<ul style="list-style-type: none"> <li>Green: 7 or more avail</li> <li>Yellow: 4 - 6 teams available</li> <li>Red: &gt; 8 teams deployed/unavailable</li> </ul> <i>R-IMAT also red if TL Ops/Log Chief is unavailable &amp; has no qualified replacement</i>
MERS Teams	Green	18	14	78%	0	0	5	<b>Deployed:</b> Denton MERS 3 teams deployed to LA; 1 team deployed to TX Denver MERS 1 team deployed to TX	<ul style="list-style-type: none"> <li>Green = &gt;66% available</li> <li>Yellow = 33% to 66% available</li> <li>Red = &lt;33% available</li> </ul>

# MERS Availability Summary



FEMA

as of 3/21/2016			
Legend	> 66%	< 66% & > 33%	< 33%
	Personnel Availability	Equipment Availability	% Deployed
Bothell MERS	81%	100%	13%
Denton MERS	40%	69%	0%
Denver MERS	94%	100%	4%
Frederick MERS	92%	89%	0%
Maynard MERS	86%	100%	0%
Thomasville MERS	96%	100%	0%
<i>Disaster Emergency Communications Division</i>			
Overall MERS Availability	81%	93%	0%

# FEMA Readiness – National/Regional Teams



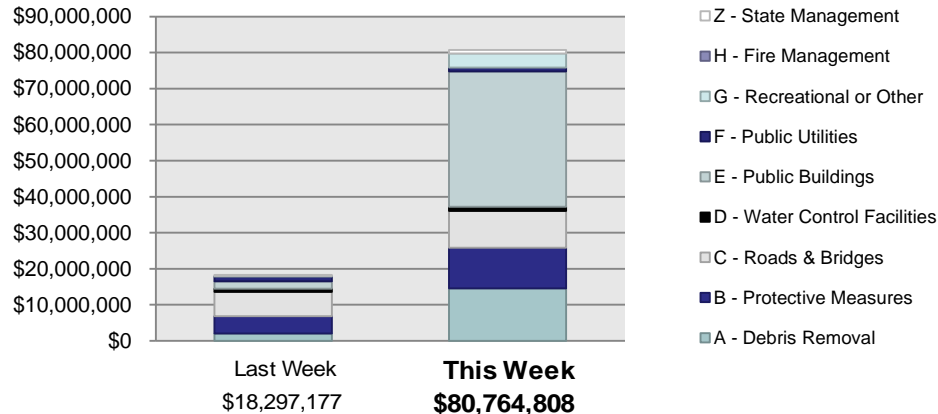
National/Regional Teams									
Resource	Status	Total	FMC Available		Partially Available	Not Available	Status	Comments	Rating Criterion
NWC		5	5	100%	0	0	Not Activated		<ul style="list-style-type: none"> <li>• Green = FMC</li> <li>• Yellow = PMC</li> <li>• Red = NMC</li> </ul>
NRCC		2	344	89%	0	44	Not Activated		
HLT		1	N/A	N/A	0	0	Not Activated		
DEST							Not Activated		
RRCCs		10	10	100%	0	0	Not Activated	Region VI RRCC – returned to Normal Ops	
RWCs/MOCs		10	10	100%	0	0	Not Activated		

# Public Assistance Grant Program



PA Project Worksheets Obligated in past week, as of 03/21/16 at 1500 EDT										
	Emergency Work		Permanent Work							
PA Category	A - Debris Removal	B - Protective Measures	C - Roads & Bridges	D - Water Control Facilities	E - Public Buildings	F - Public Utilities	G - Recreational or Other	H - Fire Management	Z - State Management	Total
Number Of PWs Obligated	36	75	98	7	43	21	13	0	6	299
Federal Share Obligated	\$14,526,529	\$11,276,272	\$10,267,384	\$1,119,709	\$37,580,228	\$1,030,381	\$3,962,696	\$0	\$1,001,608	\$80,764,808

## Public Assistance Obligated per Category In the Past 2 Weeks – 3/7/2016 through 3/21/2016

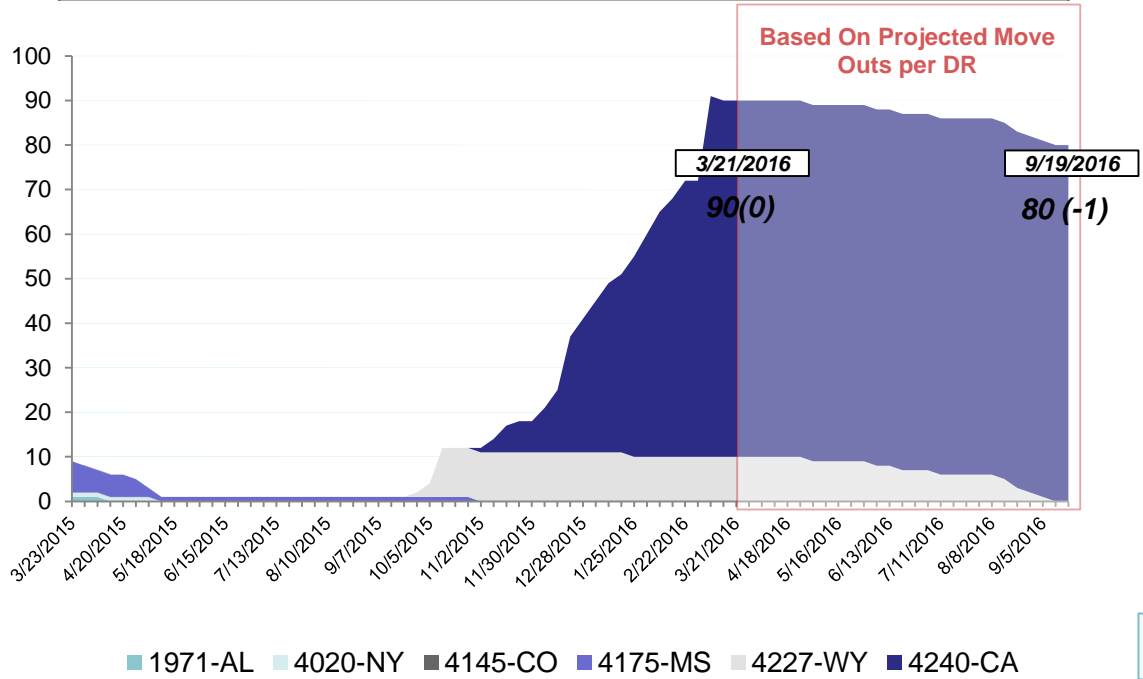


## PA Highlights

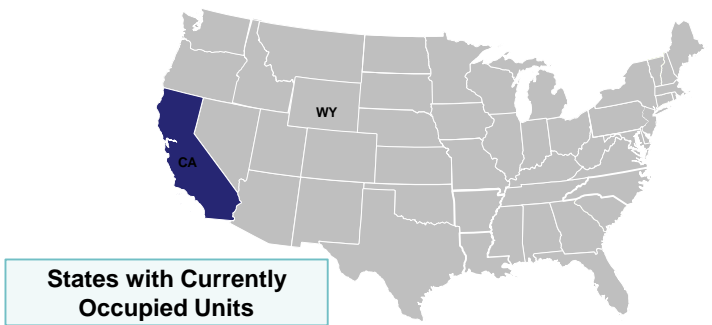
- On 3/15 the Binghamton City School District was obligated approximately \$18.4 million in PA Category E for elevation of the school as a result of DR-4031.
- On 3/15 Lake County was obligated approximately \$6.4 million in PA category A for hazardous tree debris removal as a result of DR-4240.

# Direct Housing

**Total Households in FEMA Direct Housing per State**  
 Past Year per Week, 3/23/2015 – 3/21/2016, Projected to 9/19/2016  
 There are currently **90** Households Occupying **90** Temporary Units



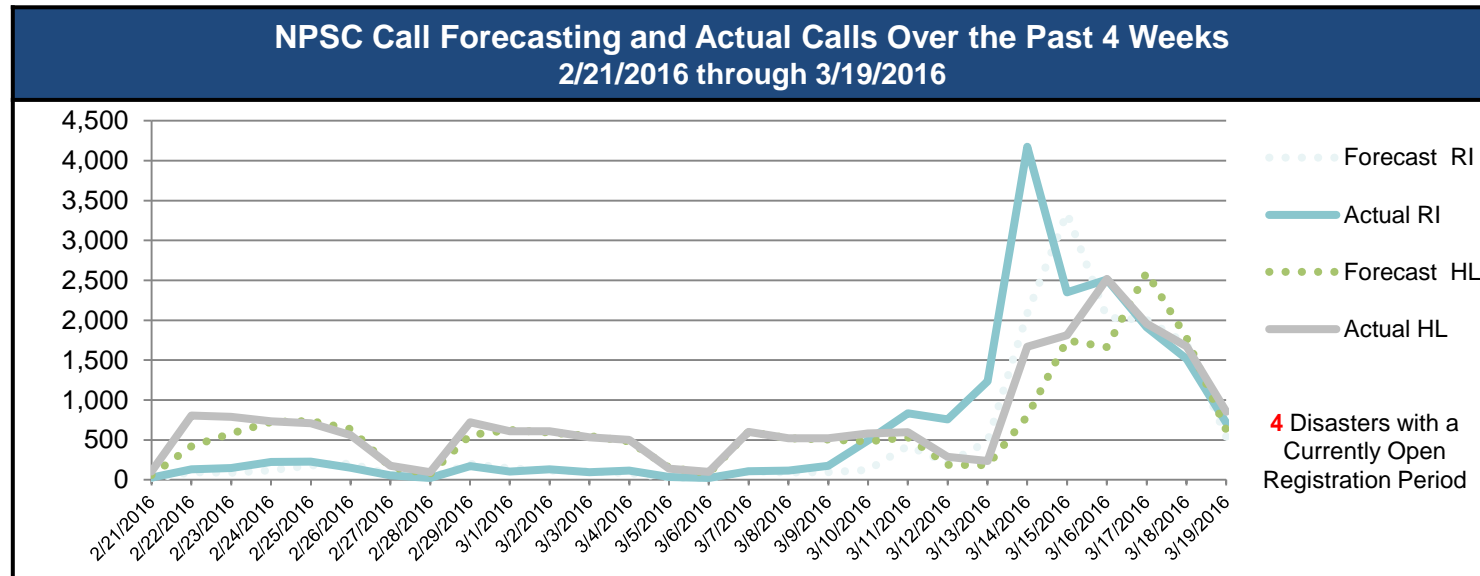
DR	IA Declaration Date	Program End Date	Current # of Households in Direct Housing (Weekly Change)
4227-WY	7/7/2015	<b>1/7/2017</b>	<b>10 (0)</b>
4240-CA	9/22/2015	<b>3/22/2017</b>	<b>80 (0)</b>



# NPSC Activity

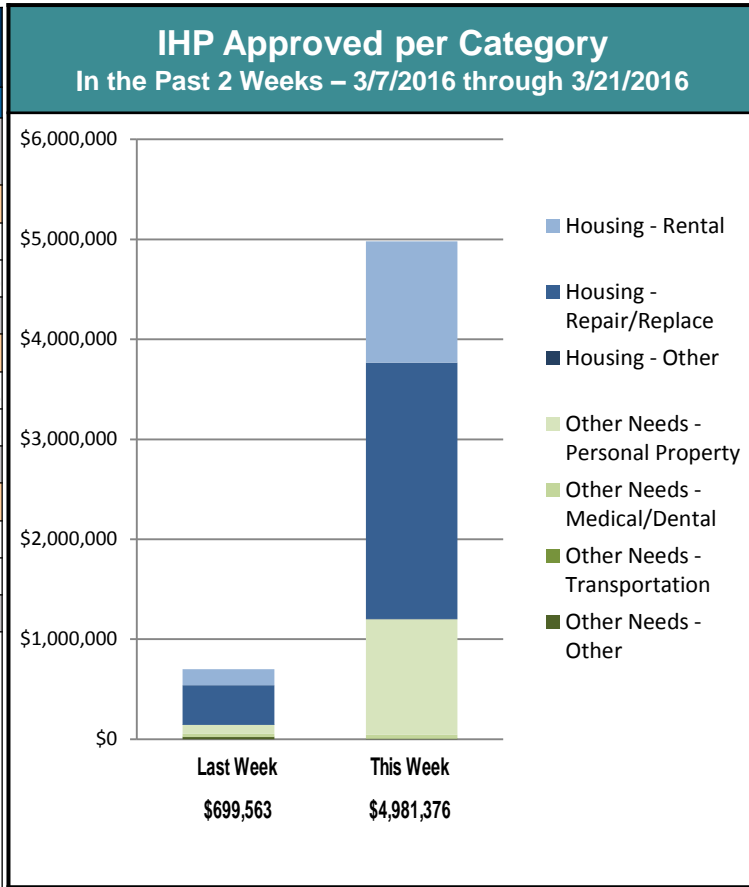


NPSC Call Activity in the Past Week				
3/13/2016 through 3/19/2016				
Call Type	Projected Calls	Actual Calls	Average Speed of Answer	Maximum Delay Time
Registration Intake	12,183	14,115	:44	22:52
Helpline	9,383	10,635	:18	16:02
<b>All Calls</b>	<b>21,566</b>	<b>24,750</b>	<b>:33</b>	<b>22:52</b>



# Individual Assistance Activity

Individuals and Households Program Activity As Of: 3/21/16					
	In Past 7 Days		Cumulative		
	Applicants Approved	Amount Approved	Applicants Approved	Amount Approved	
Open Registration Period	4250-MO Declared 01-21-2016 End Of Reg Period 03-21-2016				
	Housing Assistance	77	\$160,886.63	2,071	\$9,687,154.09
	Other Needs Assistance	33	\$49,350.67	827	\$2,227,589.20
	<b>Total IHP</b>	<b>\$210,237.30</b>		<b>\$11,914,743.29</b>	
	4254-AR Declared 02-05-2016 End Of Reg Period 04-05-2016				
	Housing Assistance	11	\$38,903.57	189	\$1,022,899.53
	Other Needs Assistance	0	\$0.00	39	\$91,357.28
	<b>Total IHP</b>	<b>\$38,903.57</b>		<b>\$1,114,256.81</b>	
	4263-LA Declared 03-13-2016 End Of Reg Period 05-12-2016				
	Housing Assistance	835	\$3,196,931.91	835	\$3,196,931.91
Other Needs Assistance	399	\$1,117,490.81	399	\$1,117,490.81	
<b>Total IHP</b>	<b>\$4,314,422.72</b>		<b>\$4,314,422.72</b>		
Other IHP Active	9 Declarations IHP Programmatically Open - Closed Registration *				
	Housing Assistance	102	\$385,533.97		
	Other Needs Assistance	24	\$32,278.35		
	<b>Total IHP</b>	<b>\$417,812.32</b>			
<b>Total IHP Approved in Past Week</b>		<b>\$4,981,375.91</b>			







# FEMA

**FEMA's mission is to support our citizens and first responders to ensure that as a nation we work together to build, sustain, and improve our capability to prepare for, protect against, respond to, recover from, and mitigate all hazards.**