

The Disaster Center is dedicated to the idea that disaster mitigation is cost effective and individuals pursuing their own interest are the greatest potential force for disaster reduction.

Please consider making a small donation to the Disaster Center



When disaster mitigation is cost effective, we are on the road to bringing disasters to an end.



FEMA

Daily Operations Briefing

Saturday, March 5, 2016

8:30 a.m. EST

Significant Activity: March 5



Significant Events: None

Significant Weather:

- Snow – Parts of the Upper Great Lakes and Central Appalachians
- Heavy Snow – The Sierras
- Flash Flooding possible - Portions of California
- Rain/Thunderstorms – Parts of the Pacific Northwest, Central/Southern Plains, Ohio Valley to Mid-Atlantic
- Rain/Snow – Portions Central Great Basin and Central Rockies
- Rain – Northern Intermountain, Northern Rockies, Ohio & Tennessee Valley to Mid-Atlantic
- Red Flag Warnings - Central/Southern Plains
- Critical/Elevated Fire Weather Areas: Northern/Central/Southern Plains
- Space Weather: None observed past 24 hours; Minor, G1 geomagnetic storm expected next 24 hours

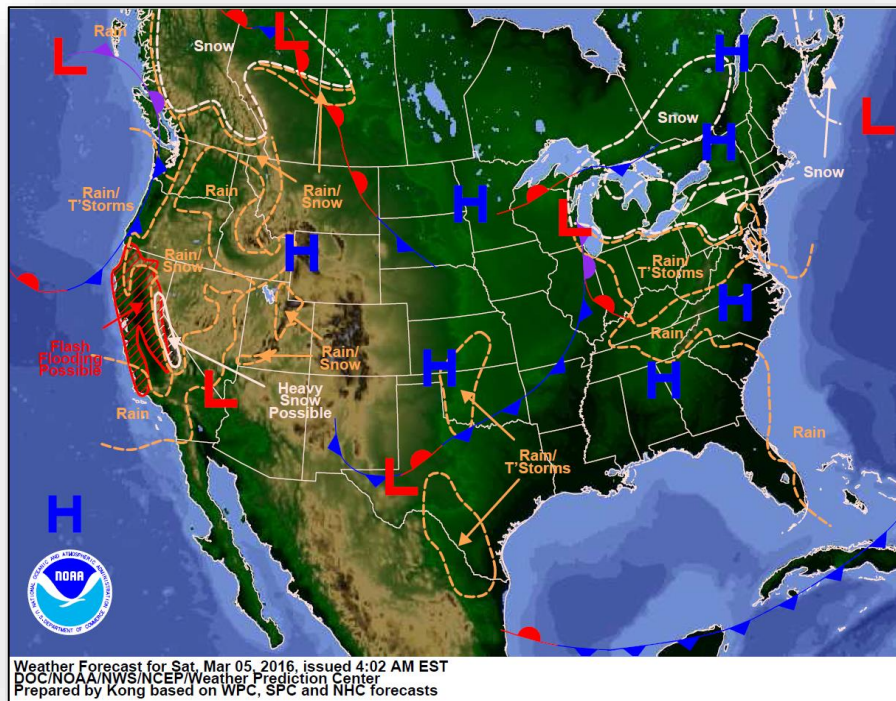
Tropical Activity: No activity affecting U.S. territories

Earthquake Activity: No significant activity

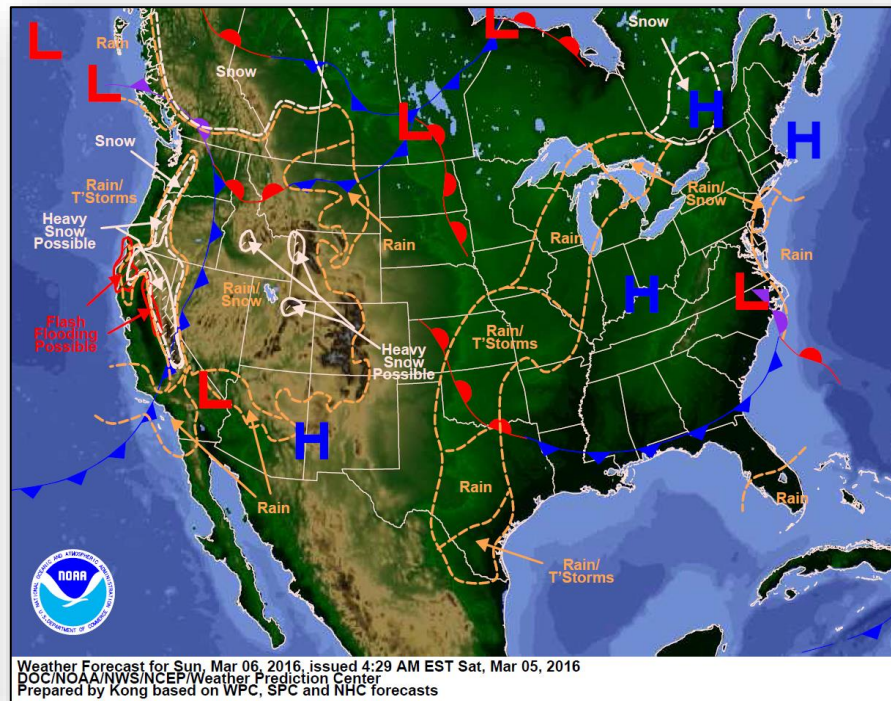
Declaration Activity:

- [Major Disaster Declarations approved – District of Columbia and Maryland](#)

National Weather Forecast

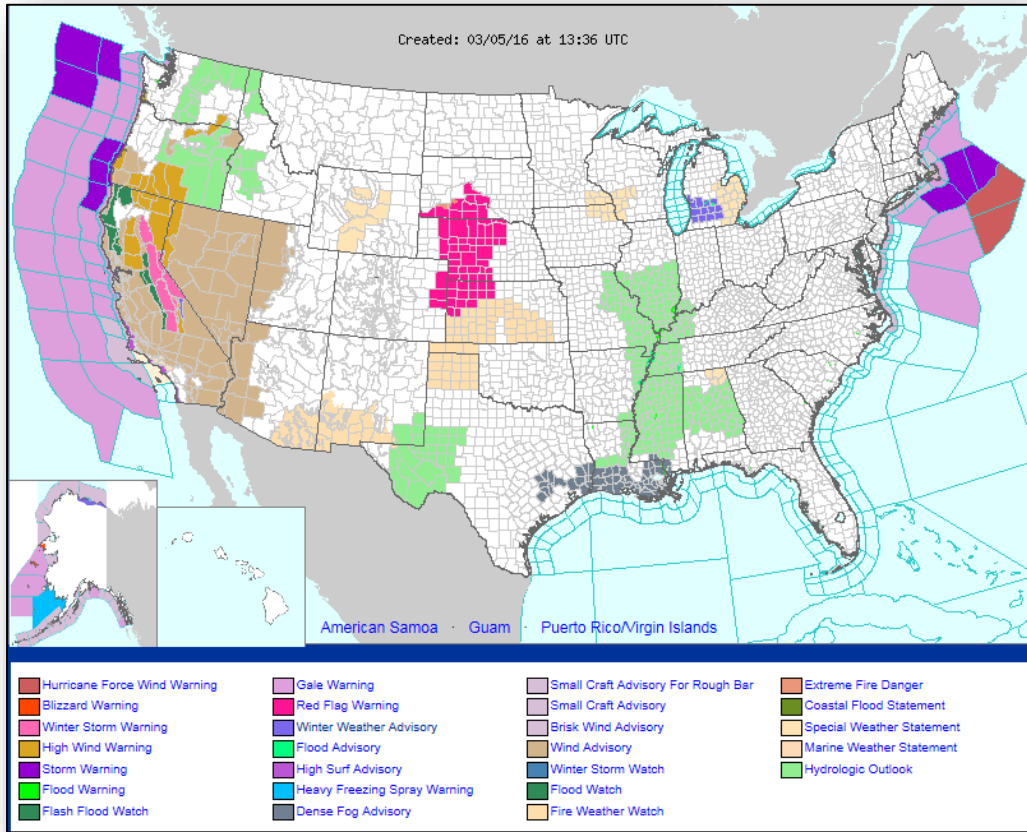


Today

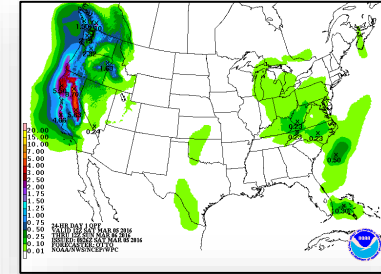
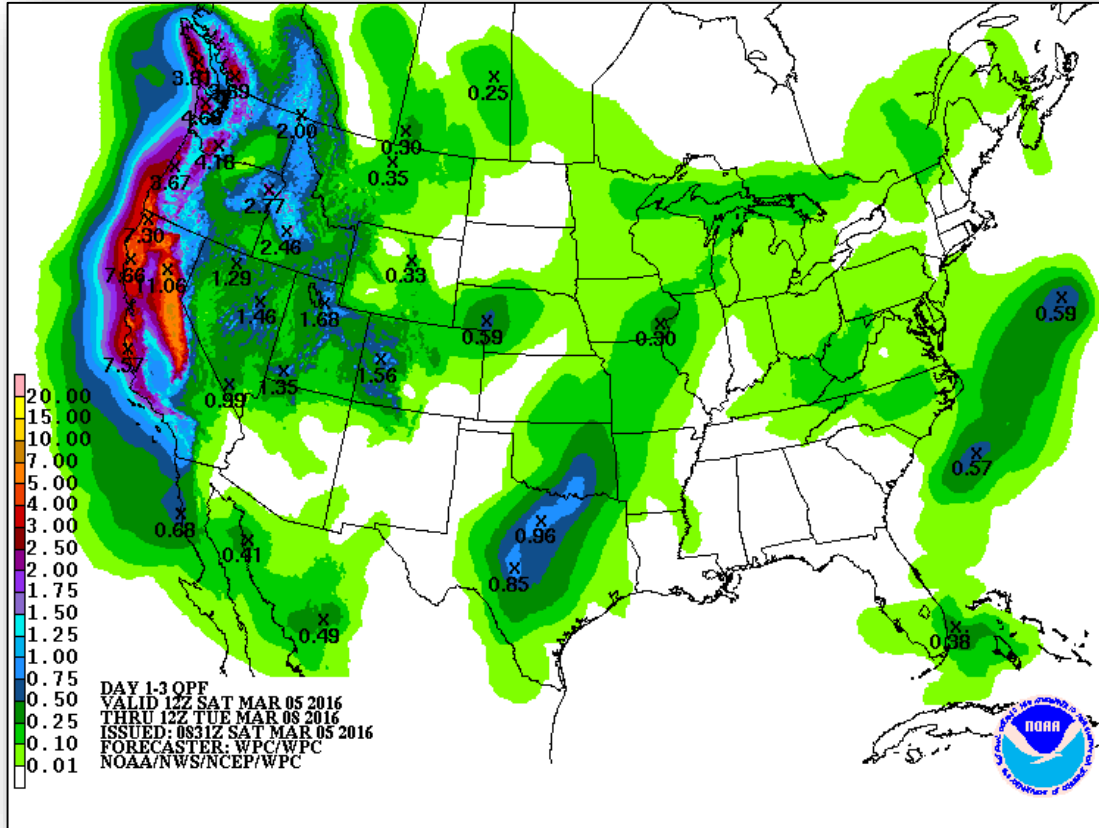


Tomorrow

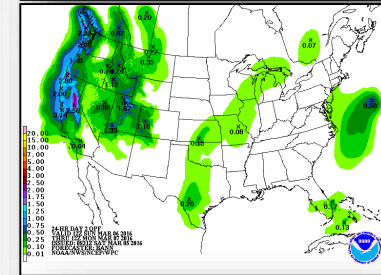
Active Watches/Warnings



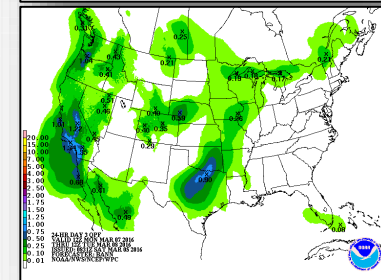
Precipitation Forecast, 1-3 Day



Day 1

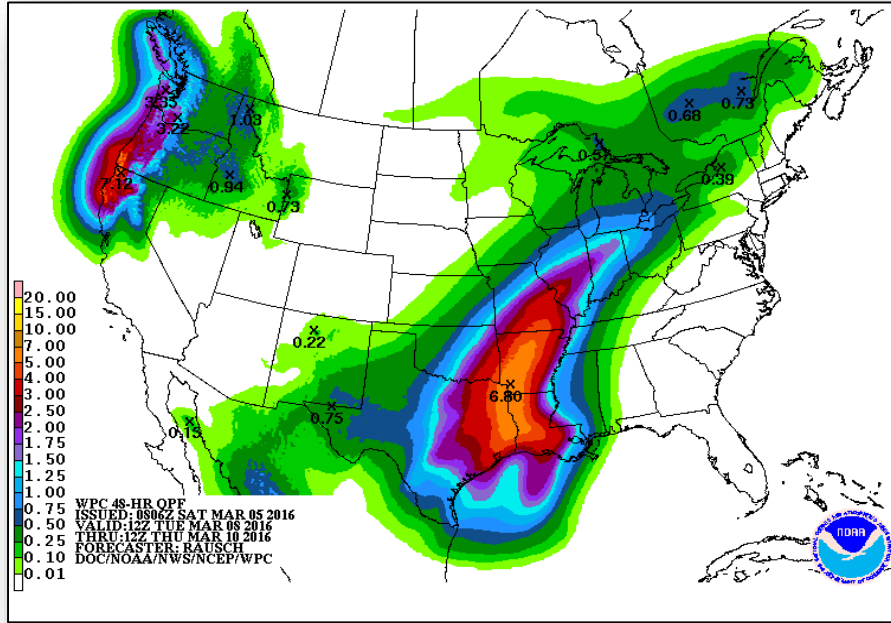


Day 2

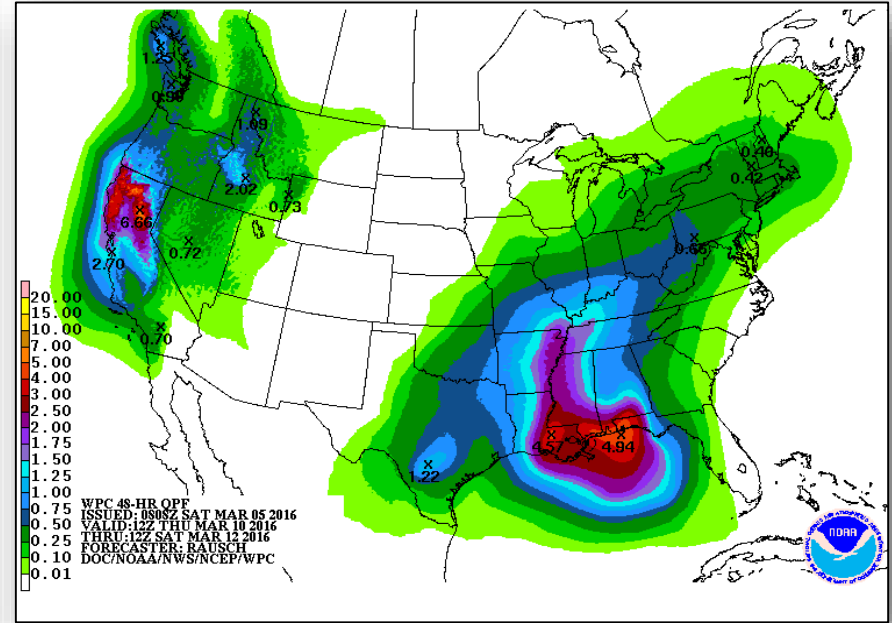


Day 3

Precipitation Forecast

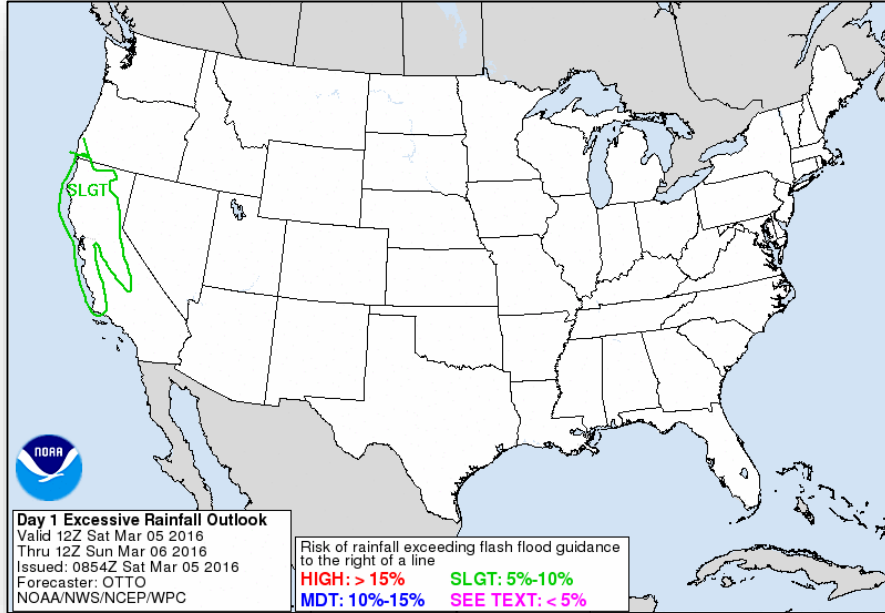


4-5 Day

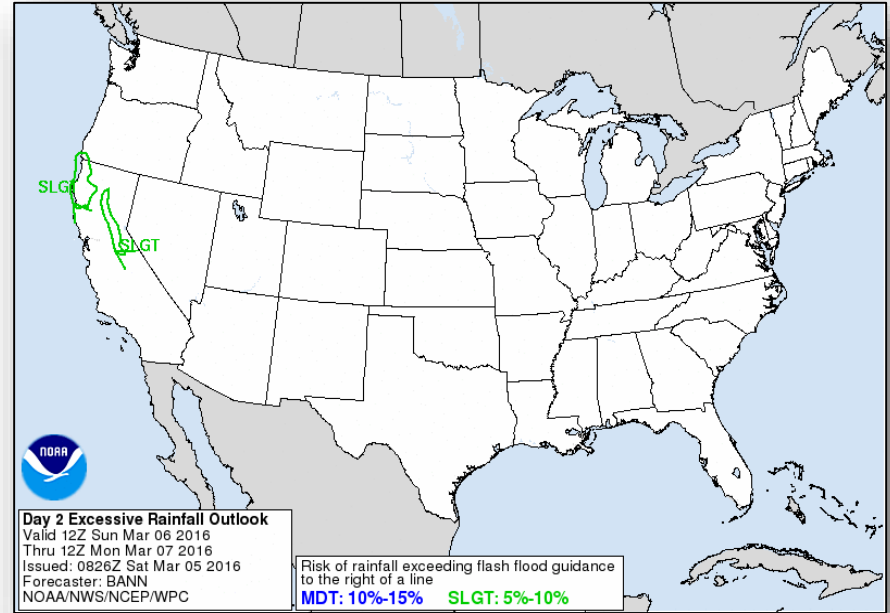


6-7 Day

Flash Flood Potential

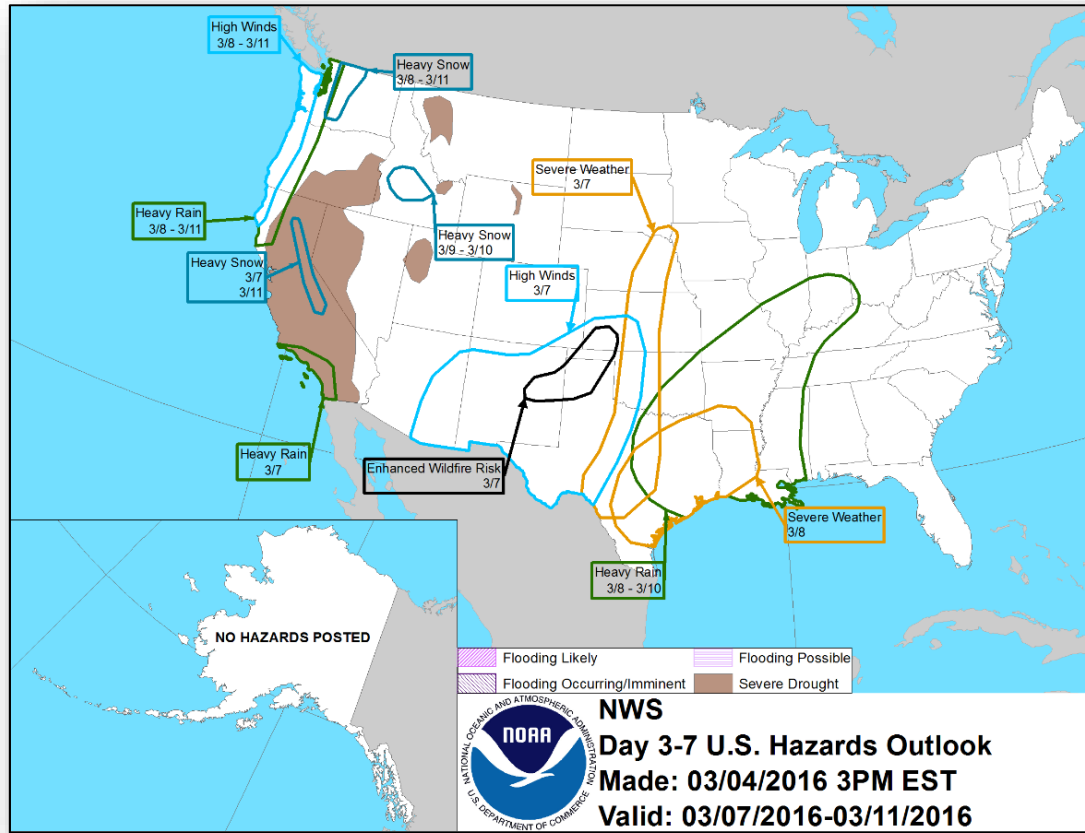


Day 1

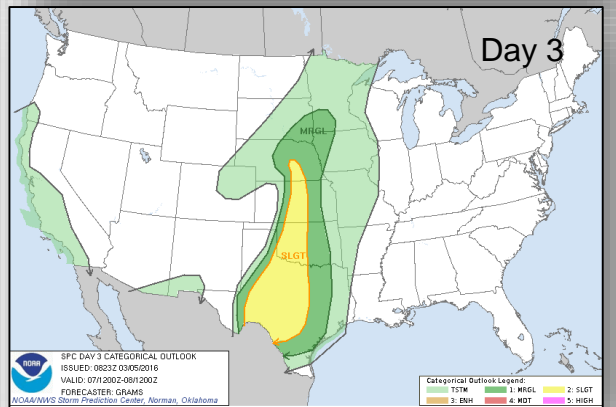
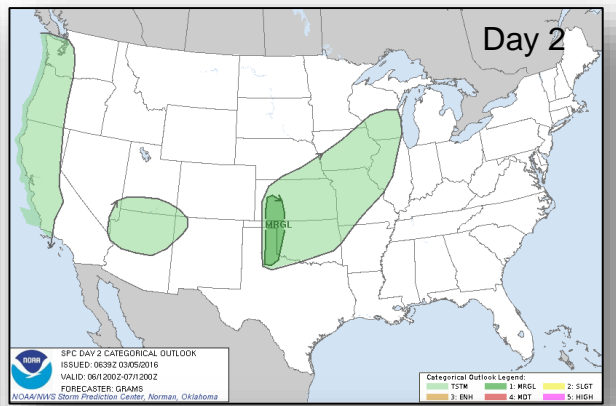
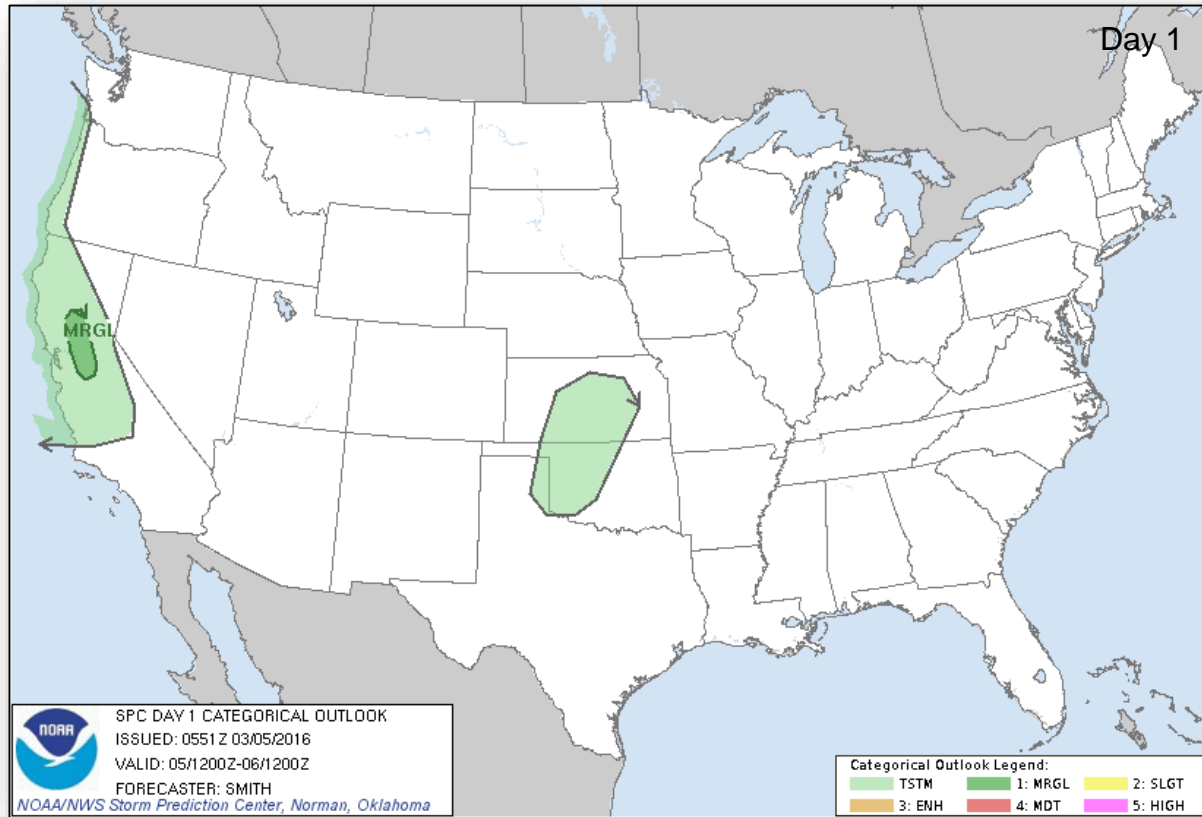


Day 2

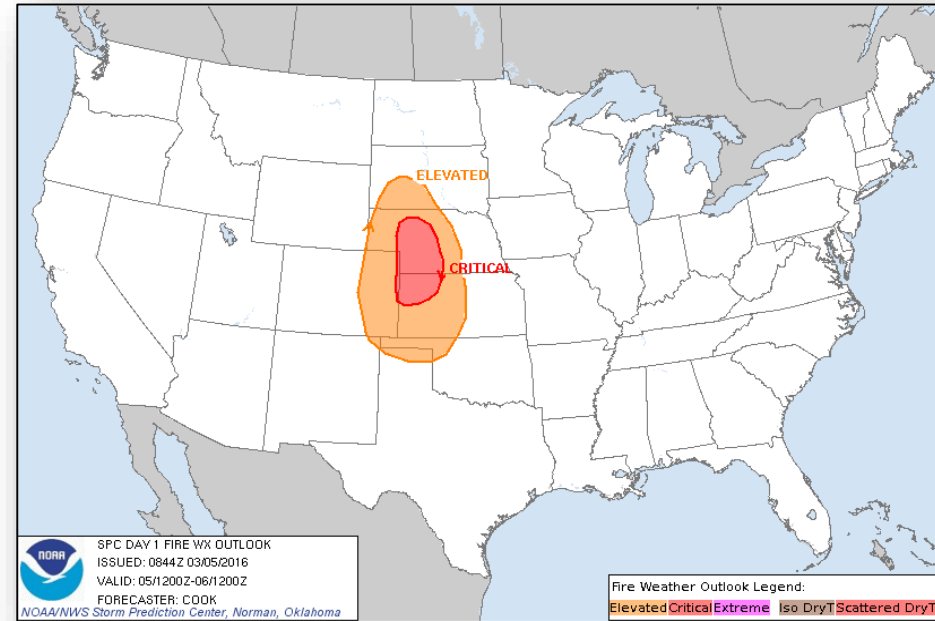
Hazard Outlook March 7-11



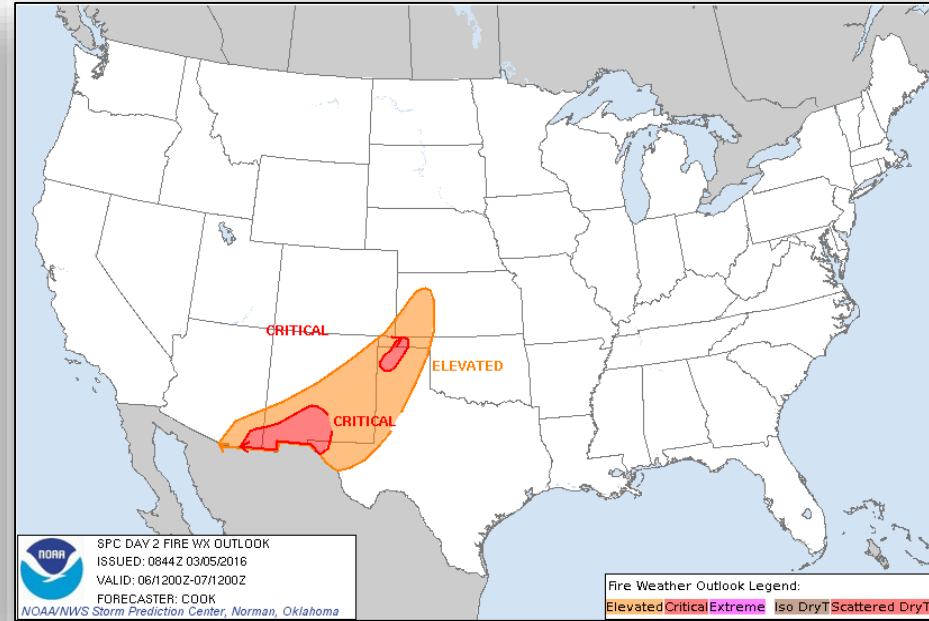
Convective Outlook



Fire Weather Outlook





Today



Tomorrow

Space Weather

	Past 24 Hours	Current	Next 24 Hours
Space Weather Activity	None	None	Minor
Geomagnetic Storms	None	None	G1
Solar Radiation Storms	None	None	None
Radio Blackouts	None	None	None



Disaster Requests & Declarations



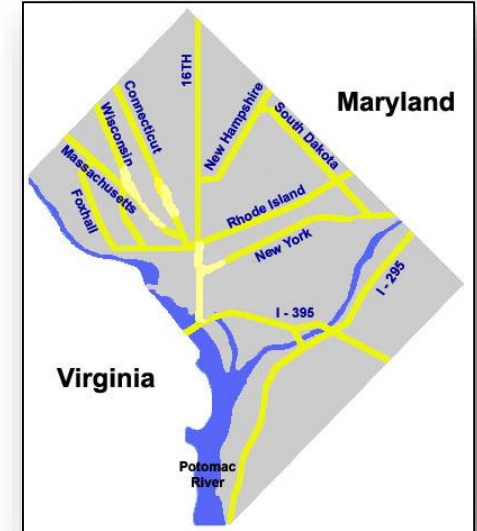
Declaration Requests in Process		Requests APPROVED (since last report)	Requests DENIED (since last report)
8	Date Requested	2	0
DC – DR Snowstorm	January 29, 2016	Declared March 4, 2016	
NJ – DR Severe Winter Storms, Snowstorm	February 11, 2016		
NM – DR Severe Winter Storm and Snowstorm	February 16, 2016		
DE – DR Severe Winter Storm and Flooding	February 18, 2016		
PA – DR Severe Winter Storm and Snowstorm	February 19, 2016		
MD – DR Severe Winter Storm and Snowstorm	February 19, 2016	Declared March 4, 2016	
VA – DR Severe Winter Storm and Snowstorm	February 19, 2016		
IL – DR Severe Winter Storm and Flooding	February 26, 2016		
FL – EM Severe Storms, Tornadoes, and Straight-Line Winds	February 29, 2016		
LA – DR Flooding	March 2, 2016		

Major Disaster Declaration – DC



FEMA-4260-DR-DC

- Major Disaster Declaration approved on March 4, 2016, for the District of Columbia
- For snowstorm that occurred January 22-23, 2016
- Provides:
 - Emergency Protective measures (Category B), including snow assistance, under the Public Assistance program
 - Hazard Mitigation for the District of Columbia
- FCO is Donald L. Keldsen



Public Assistance Categories

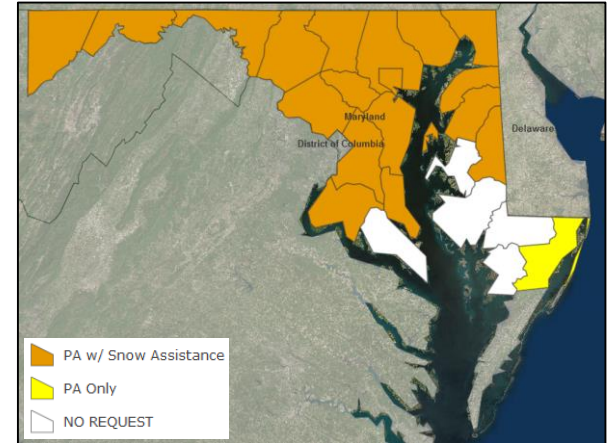
A	B	C	D	E	F	G	H
Debris Removal	Emergency Protective Measures	Road Systems & Bridges	Water Control Facilities	Public Buildings & Contents	Public Utilities	Parks, Recreational, & Other	Fire Management

Major Disaster Declaration Approved – MD

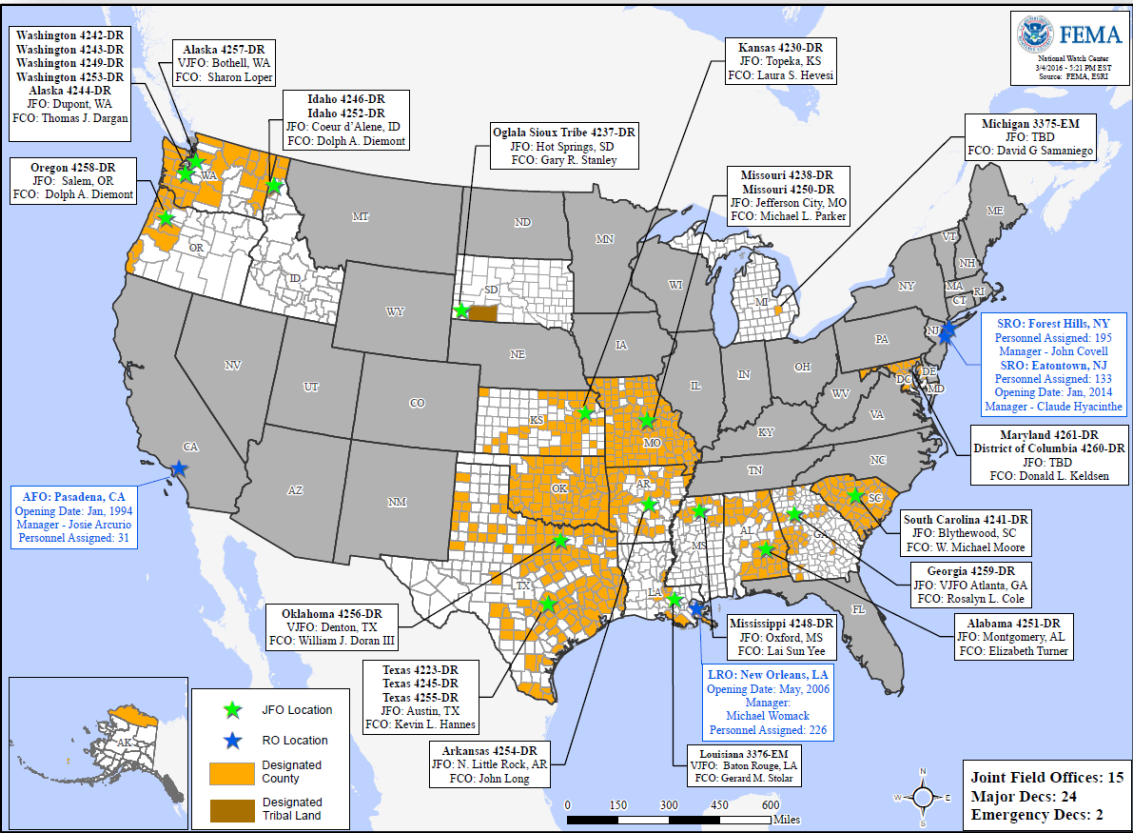


FEMA-4261-DR-MD

- Major Disaster Declaration approved on March 4, 2016 for State of Maryland
- For severe winter storm and snowstorm that occurred January 22-23, 2016
- Provides:
 - Public Assistance and Snow Assistance for 17 counties and Independent City of Baltimore
 - Public Assistance only for 1 county
 - Hazard Mitigation statewide
- FCO is Donald L. Keldsen



Open Field Offices as of March 5



Joint Preliminary Damage Assessments



Region	State / Location	Event	IA/PA	Number of Counties		Start – End
				Requested	Complete	
III	DE	Severe Winter Storm/Snowstorm January 22-23, 2016	PA	2	0	2/16-TBD
	WV	Severe Winter Storm/Snowstorm January 22-23, 2016	PA	33	0	2/17-TBD
	PA	Severe Winter Storm/Snowstorm January 22-23, 2016	PA	31	0	2/23-TBD
VI	LA	Severe Storms February 23, 2016	IA	5	5 (+2)	3/1-3/3

FEMA Readiness – Deployable Teams /Assets



Deployable Teams/Assets									
Resource	Status	Total	FMC Available		Partially Available	Not Available	Detailed, Deployed, Activated	Comments	Rating Criterion
FCO		32	14	44%	0	1	17		OFDC Readiness: FCO Green Yellow Red Type 1 3+ 2 1 Type 2 4+ 3 2 Type 3 4 3 2 FDRC 3 2 1
FDRC		8	5	63%	0	0	3		
US&R		27	27	100%	0	0	0		<ul style="list-style-type: none"> • Green = Available/FMC • Yellow = Available/PMC • Red = Out-of-Service • Blue = Assigned/Deployed
National IMAT		3	3	100%	0	0	0		<ul style="list-style-type: none"> • Green: 3 avail • Yellow: 1-2 avail • Red: 0 avail (<i>Individual N-IMAT red if 50% of Section Chiefs and/or Team Leader is unavailable for deployment.</i>)
Regional IMAT		13	7	54%	0	0	7*	<p>Deployed: RV (Team 1) Deployed to MI RVI (Team 1) Deployed to AR; (Team 2) Deployed to AL (Training) RVII Deployed to MO RIX (Team 2) Deployed to OR RX Deployed to WA</p> <p>*Deployed but Available to re-deploy: RII (Deployed in place for Regional Relocation Taskforce)</p>	<ul style="list-style-type: none"> • Green: 7 or more avail • Yellow: 4 - 6 teams available • Red: > 8 teams deployed/unavailable <p><i>R-IMAT also red if TL Ops/Log Chief is unavailable & has no qualified replacement</i></p>
MERS Teams		18	18	100%	0	0	0	<p>Deployed: None</p>	<ul style="list-style-type: none"> • Green = >66% available • Yellow = 33% to 66% available • Red = <33% available

FEMA Readiness – National/Regional Teams



National/Regional Teams									
Resource	Status	Total	FMC Available		Partially Available	Not Available	Status	Comments	Rating Criterion
NWC		5	5	100%	0	0	Not Activated		<ul style="list-style-type: none"> • Green = FMC • Yellow = PMC • Red = NMC
NRCC		2	344	89%	0	44	Not Activated		
HLT		1	N/A	N/A	0	0	Not Activated		
DEST							Not Activated		
RRCCs		10	10	100%	0	0	Not Activated		
RWCs/MOCs		10	10	100%	0	0	Not Activated		



FEMA

FEMA's mission is to support our citizens and first responders to ensure that as a nation we work together to build, sustain, and improve our capability to prepare for, protect against, respond to, recover from, and mitigate all hazards.