

The Disaster Center is dedicated to the idea that disaster mitigation is cost effective and individuals pursuing their own interest are the greatest potential force for disaster reduction.

Please consider making a small donation to the Disaster Center



When disaster mitigation is cost effective, we are on the road to bringing disasters to an end.



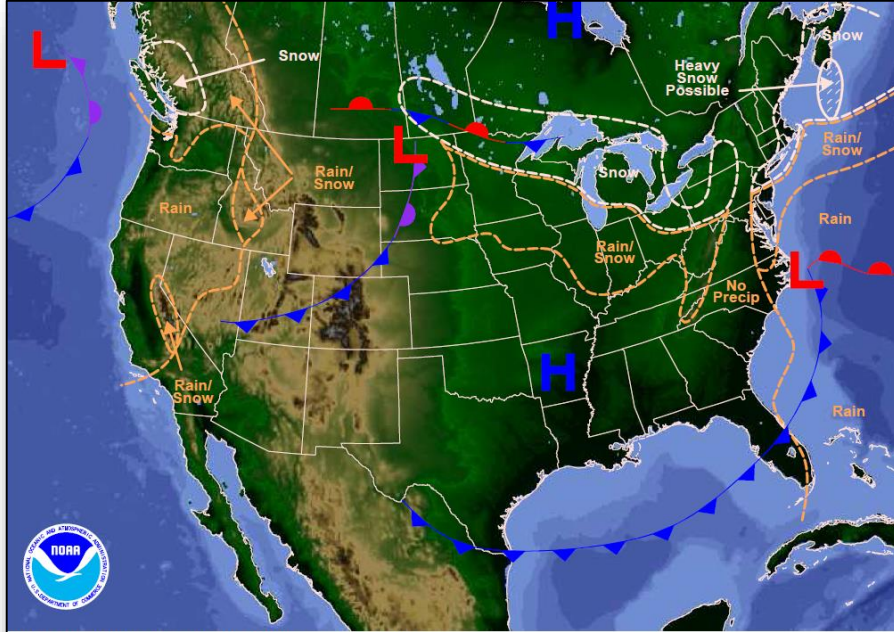
# FEMA

## Daily Operations Briefing

Friday, March 4, 2016

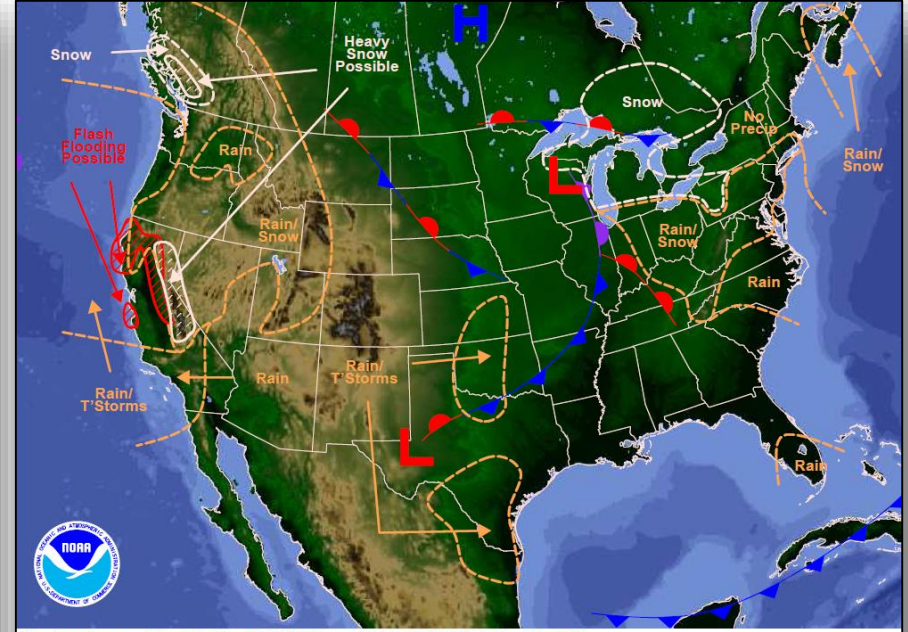
8:30 a.m. EST

# National Weather Forecast



Weather Forecast for Fri, Mar 04, 2016, issued 2:47 AM EST  
DOC/NOAA/NWS/NCEP/Weather Prediction Center  
Prepared by Mcreynolds based on WPC, SPC and NHC forecasts

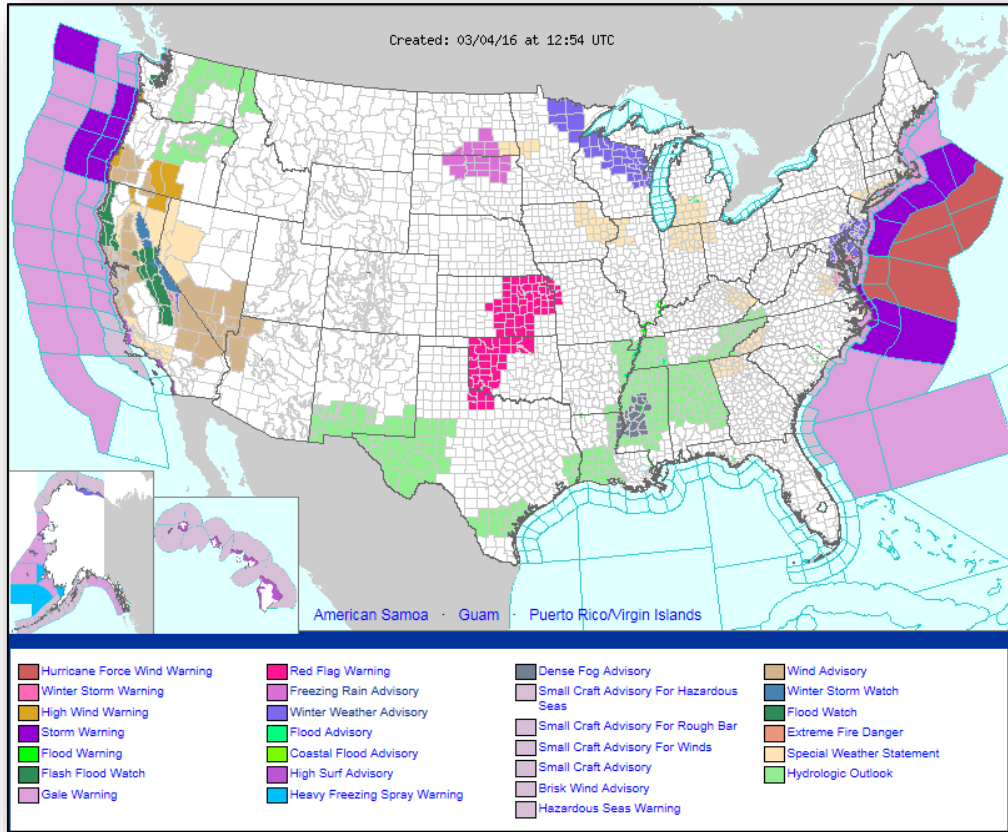
*Today*



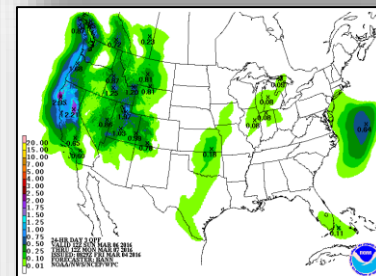
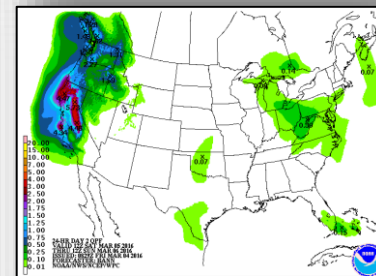
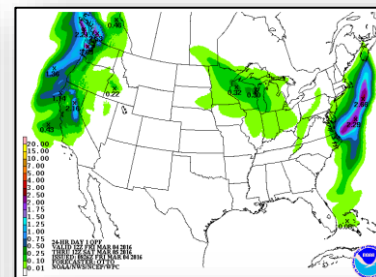
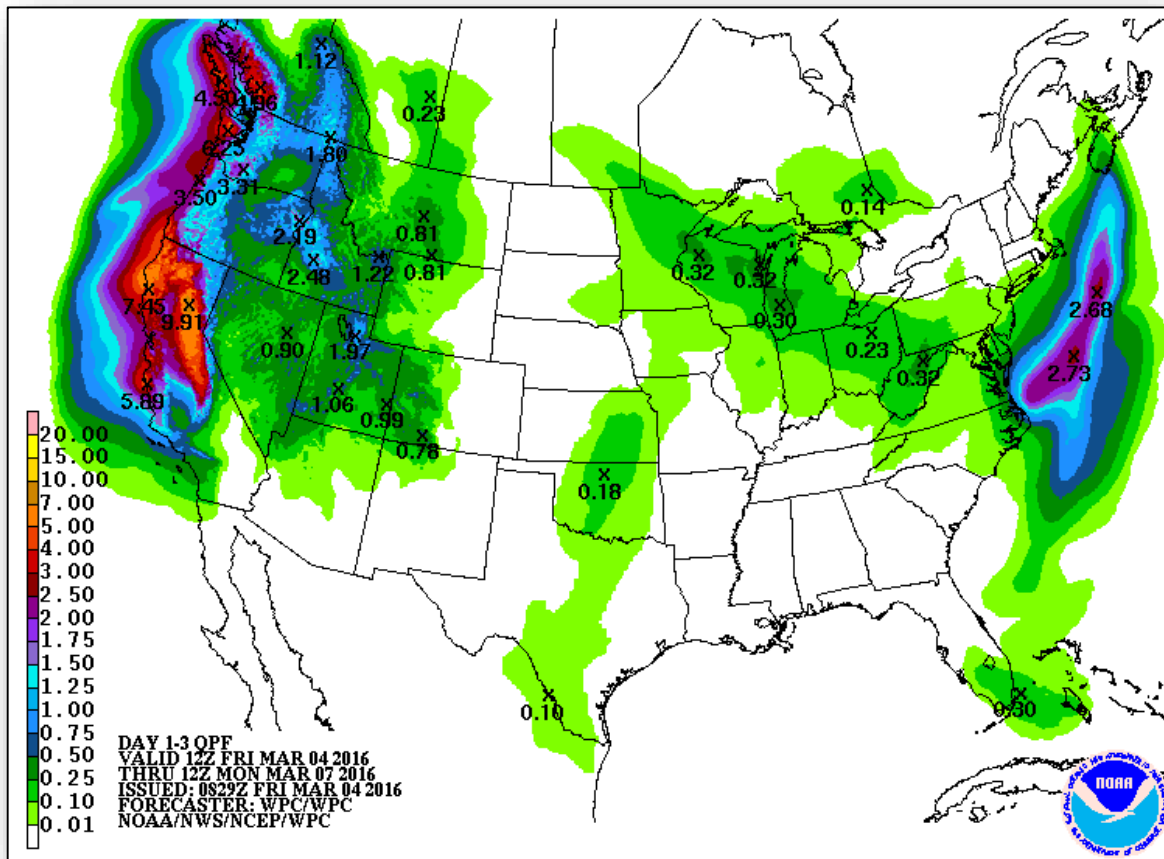
Weather Forecast for Sat, Mar 05, 2016, issued 4:15 AM EST Fri, Mar 04, 2016  
DOC/NOAA/NWS/NCEP/Weather Prediction Center  
Prepared by Mcreynolds based on WPC, SPC and NHC forecasts

*Tomorrow*

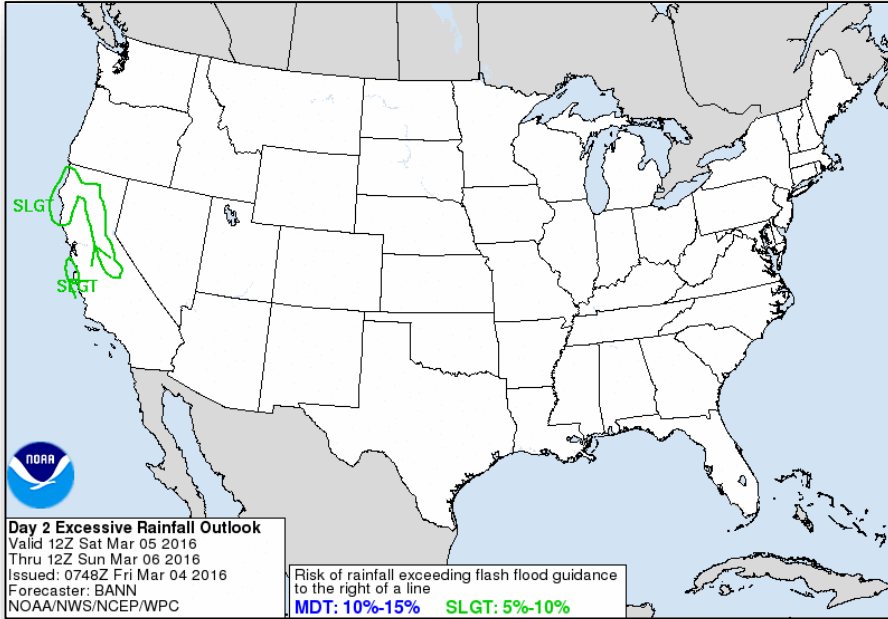
# Active Watches/Warnings



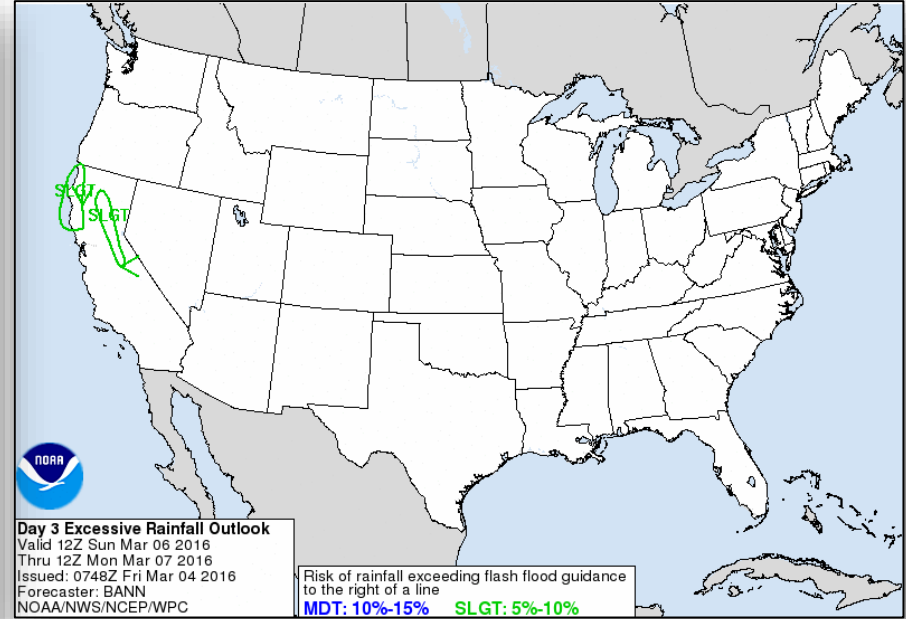
# Precipitation Forecast, 1-3 Day



# Flash Flood Potential

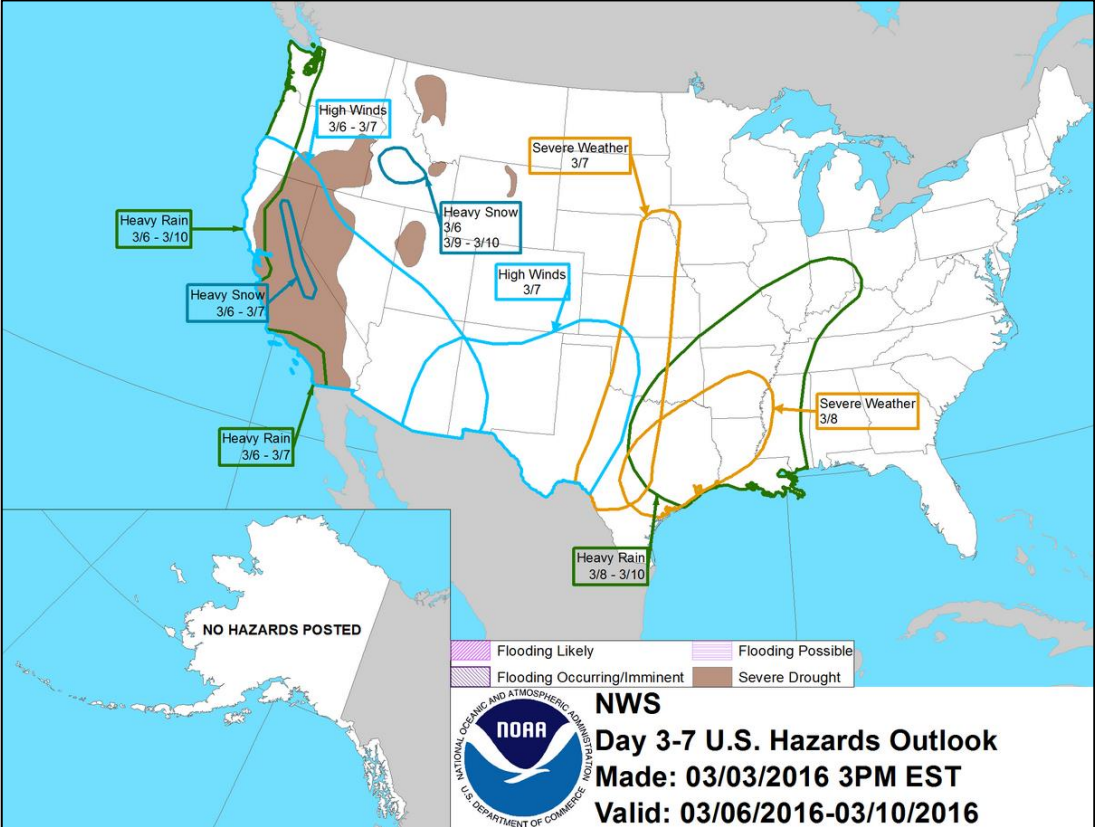


**Day 2**

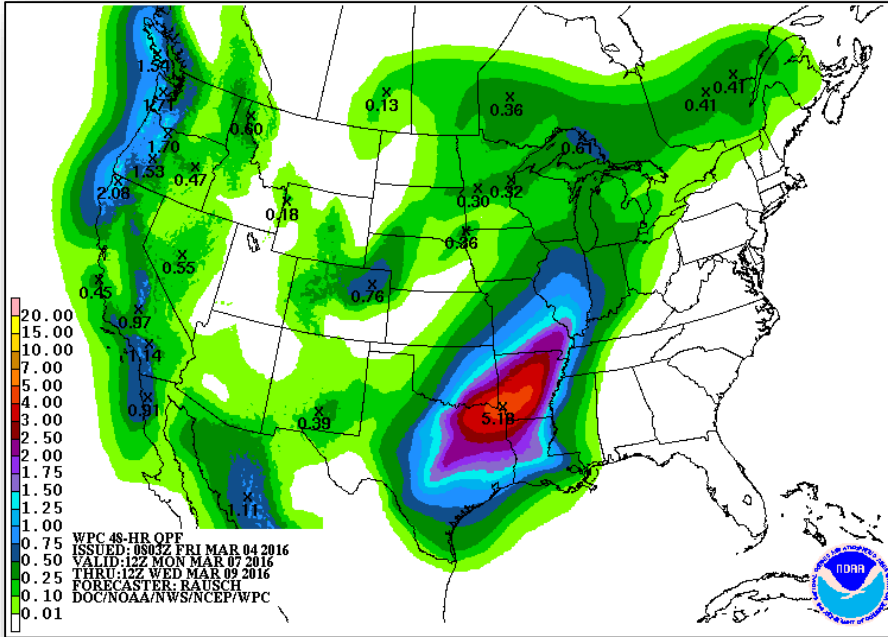


**Day 3**

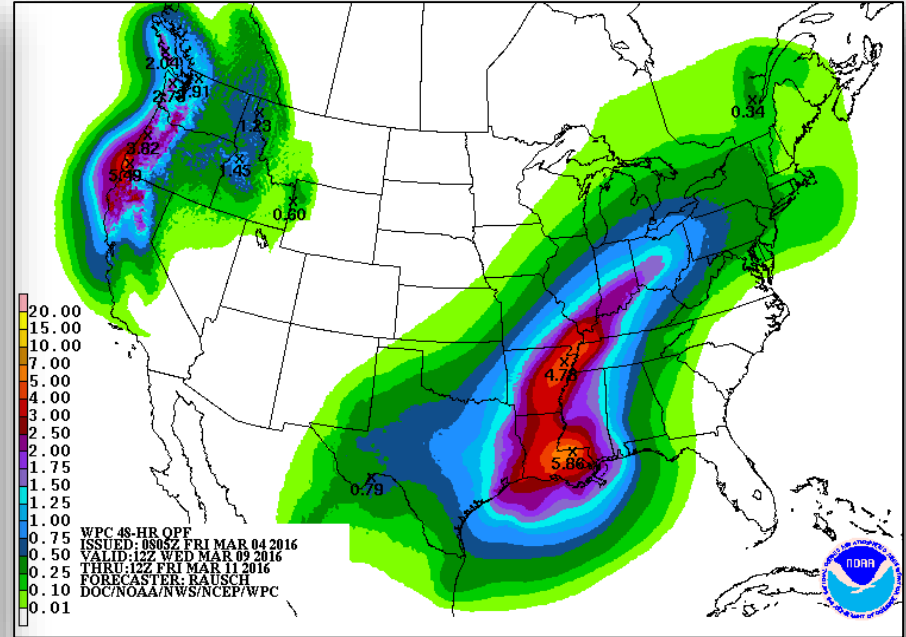
# Hazard Outlook March 6-10



# Precipitation Forecast



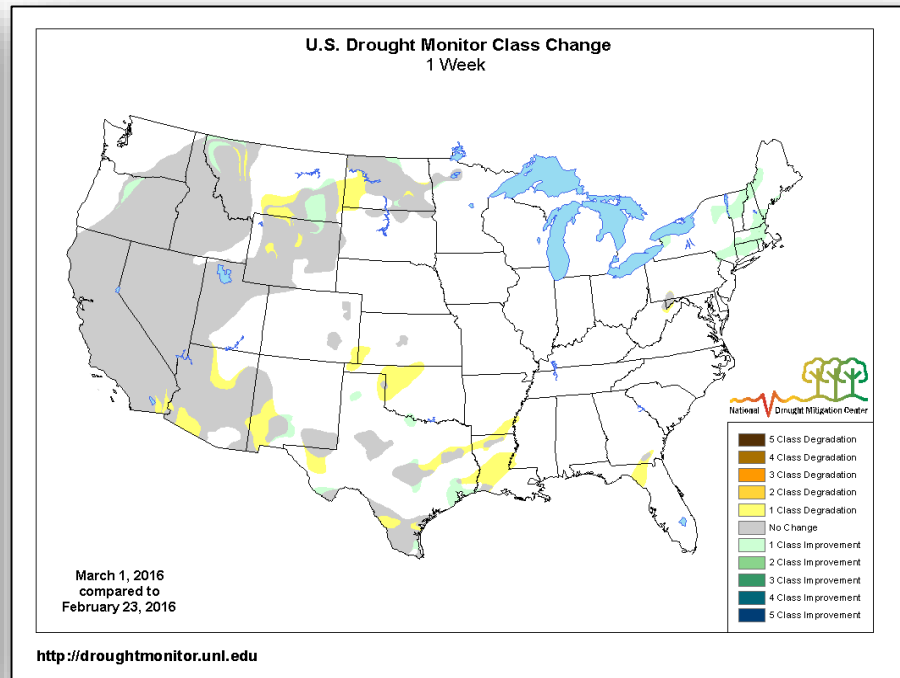
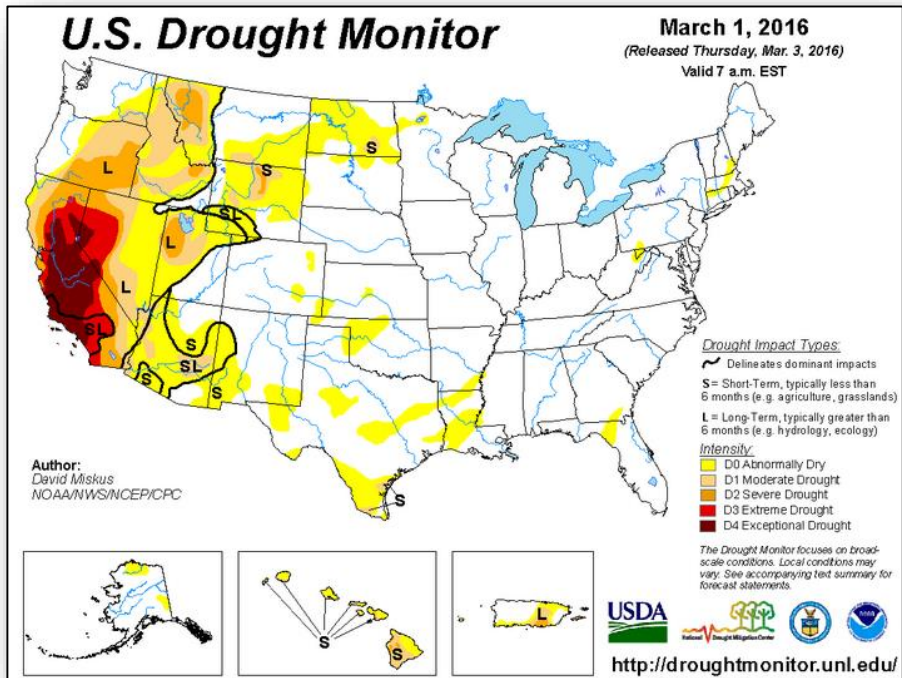
4-5 Day



6-7 Day

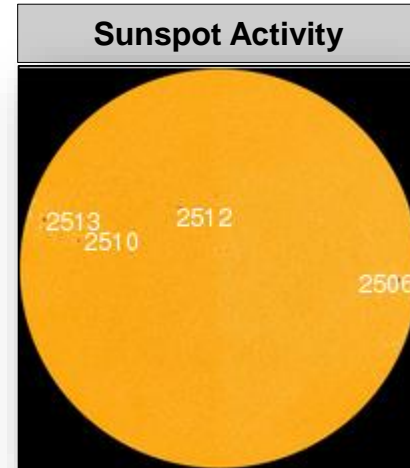



# U.S. Drought Monitor



# Space Weather

	Past 24 Hours	Current	Next 24 Hours
<b>Space Weather Activity</b>	<b>None</b>	<b>None</b>	<b>None</b>
Geomagnetic Storms	None	None	None
Solar Radiation Storms	None	None	None
Radio Blackouts	None	None	None



# Disaster Requests & Declarations



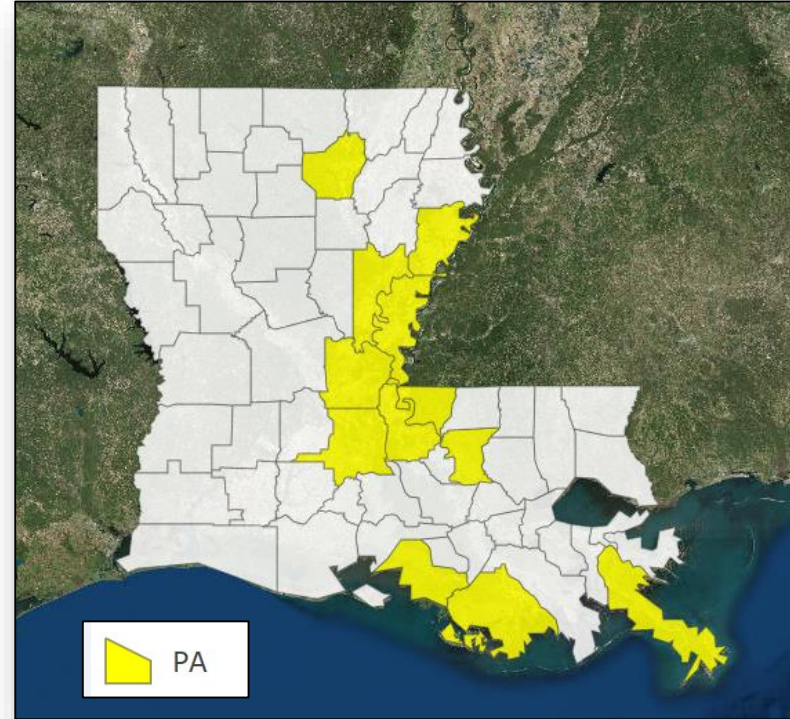
Declaration Requests in Process		Requests APPROVED (since last report)	Requests DENIED (since last report)
<b>10</b>	Date Requested	<b>0</b>	<b>0</b>
DC – DR Snowstorm	January 29, 2016		
NJ – DR Severe Winter Storms, Snowstorm	February 11, 2016		
NM – DR Severe Winter Storm and Snowstorm	February 16, 2016		
DE – DR Severe Winter Storm and Flooding	February 18, 2016		
PA – DR Severe Winter Storm and Snowstorm	February 19, 2016		
MD – DR Severe Winter Storm and Snowstorm	February 19, 2016		
VA – DR Severe Winter Storm and Snowstorm	February 19, 2016		
IL – DR Severe Winter Storm and Flooding	February 26, 2016		
FL – EM Severe Storms, Tornadoes, and Straight-Line Winds	February 29, 2016		
LA – DR Flooding	March 2, 2016		

# Major Disaster Declaration Request – LA

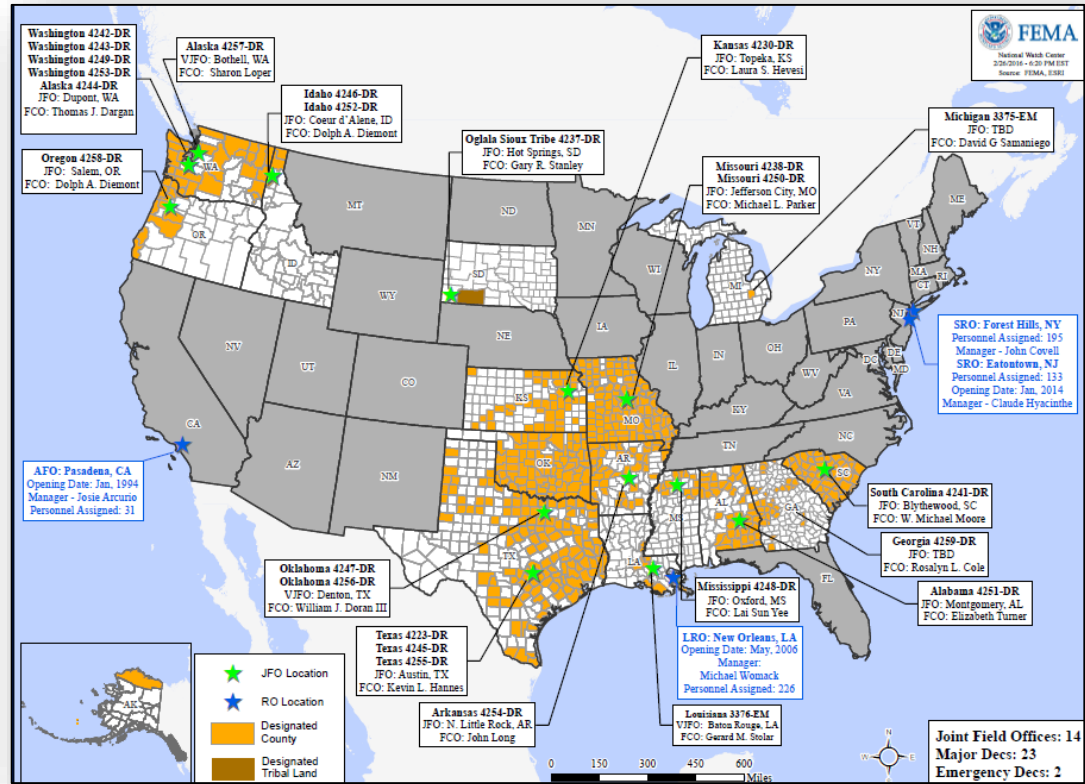


**March 2, 2016**

- Request for Major Disaster Declaration for State of Louisiana
- For flooding during the period of December 28, 2015 to February 1, 2016
- Specifically Requesting:
  - Emergency Protective Measures (category B) and Public Assistance (categories C-G) for 12 Parishes
  - Hazard Mitigation statewide



# Open Field Offices as of March 4



# Joint Preliminary Damage Assessments



Region	State / Location	Event	IA/PA	Number of Counties		Start – End
				Requested	Complete	
III	DE	Severe Winter Storm/Snowstorm January 22-23, 2016	PA	2	0	2/16-TBD
	WV	Severe Winter Storm/Snowstorm January 22-23, 2016	PA	33	0	2/17-TBD
	PA	Severe Winter Storm/Snowstorm January 22-23, 2016	PA	31	0	2/23-TBD
IV	FL	Severe Storms & Tornadoes February 23-24, 2016	IA	3	3	2/26-3/3
VI	LA	Severe Storms February 23, 2016	IA	5	3	3/1-TBD

# FEMA Readiness – Deployable Teams /Assets



Deployable Teams/Assets									
Resource	Status	Total	FMC Available		Partially Available	Not Available	Detailed, Deployed, Activated	Comments	Rating Criterion
FCO		33	17	52%	0	1	15	Only 2 Type 1 FCOs available	OFDC Readiness: FCO Green Yellow Red Type 1 3+ 2 1 Type 2 4+ 3 2 Type 3 4 3 2
FDRC		8	3	38%	0	0	5		FDRC 3 2 1
US&R		27	27	100%	0	0	0		<ul style="list-style-type: none"> <li>Green = Available/FMC</li> <li>Yellow = Available/PMC</li> <li>Red = Out-of-Service</li> <li>Blue = Assigned/Deployed</li> </ul>
National IMAT		3	3	100%	0	0	0		<ul style="list-style-type: none"> <li>Green: 3 avail</li> <li>Yellow: 1-2 avail</li> <li>Red: 0 avail (<i>Individual N-IMAT red if 50% of Section Chiefs and/or Team Leader is unavailable for deployment.</i>)</li> </ul>
Regional IMAT		13	7	50%	0	0	7*	<p>RIV (Team 1) Demobilizing today from AL <u>Deployed:</u> RV (Team 1) Deployed to MI RVI (Team 1) Deployed to AR; (Team 2) Deployed to AL (Training) RVII Deployed to MO RIX (Team 2) Deployed to OR RX Deployed to WA <u>*Deployed but Available to re-deploy:</u> RII (Deployed in place for Regional Relocation Taskforce)</p>	<ul style="list-style-type: none"> <li>Green: 7 or more avail</li> <li>Yellow: 4 - 6 teams available</li> <li>Red: &gt; 8 teams deployed/unavailable</li> </ul> <p><i>R-IMAT also red if TL Ops/Log Chief is unavailable &amp; has no qualified replacement</i></p>
MERS Teams		18	18	100%	0	0	0	<u>Deployed:</u> None	<ul style="list-style-type: none"> <li>Green = &gt;66% available</li> <li>Yellow = 33% to 66% available</li> <li>Red = &lt;33% available</li> </ul>

# FEMA Readiness – National/Regional Teams



National/Regional Teams									
Resource	Status	Total	FMC Available		Partially Available	Not Available	Status	Comments	Rating Criterion
NWC		5	5	100%	0	0	Not Activated		<ul style="list-style-type: none"> <li>• Green = FMC</li> <li>• Yellow = PMC</li> <li>• Red = NMC</li> </ul>
NRCC		2	344	89%	0	44	Not Activated		
HLT		1	N/A	N/A	0	0	Not Activated		
DEST							Not Activated		
RRCCs		10	10	100%	0	0	Not Activated		
RWCs/MOCs		10	10	100%	0	0	Not Activated		





# FEMA

**FEMA's mission is to support our citizens and first responders to ensure that as a nation we work together to build, sustain, and improve our capability to prepare for, protect against, respond to, recover from, and mitigate all hazards.**