

The Disaster Center is dedicated to the idea that disaster mitigation is cost effective and individuals pursuing their own interest are the greatest potential force for disaster reduction.

Please consider making a small donation to the Disaster Center



When disaster mitigation is cost effective, we are on the road to bringing disasters to an end.



FEMA

Daily Operations Briefing

Wednesday, February 24, 2016

8:30 a.m. EST

Significant Activity: February 23-24



Significant Events: Severe Weather – Gulf Coast

Significant Weather:

- Strong to severe thunderstorms: Southeast to Mid-Atlantic
- Heavy rain with Flash Flooding possible: Ohio/Tennessee Valley, Mid-Atlantic, and Northeast
- Heavy snow and freezing rain possible: Ohio Valley, Great Lakes, and Northeast
- Red Flag Warnings: Texas
- Critical/Elevated Fire Weather Areas: Southern TX; CA / AZ border
- Space Weather: None observed past 24 hours; none expected next 24 hours

Tropical Activity: No activity affecting U.S. territories

Earthquake Activity: No significant activity

Declaration Activity: No activity

Severe Weather Outbreak:



Summary:

- Severe weather moved across the Gulf Coast on Tuesday. Heavy rain and severe weather is forecast for today

Impacts

- 30 preliminary tornadoes reported: **LA (9); MS (5); AL (6), FL (7), GA (3)**
- Downed trees and power lines reported across the affected areas
 - Power outages: 49k customers across Regions IV & VI - most in LA (14K and GA (12k) (*DOE-Eagle I, as of 8:00 a.m. EST, this morning*)
- Seven (7) shelters are open/ 55 occupants in **TX (1/0); LA (1/4) & FL (5/51);** (ARC as of 8:00 a.m. EST)

Louisiana:

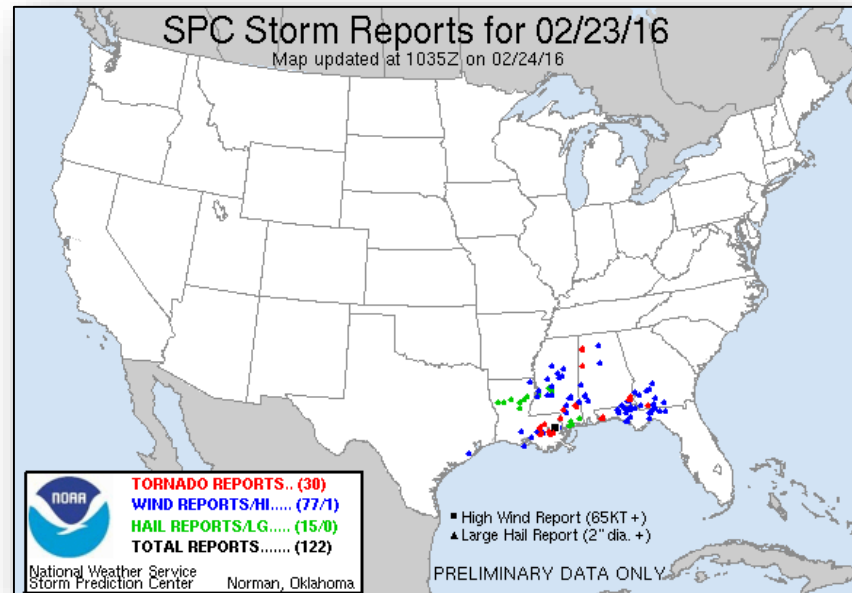
- Fatalities/Injuries: 3 (unconfirmed) / 50-100 injuries
- Damage: Assumption & St. James Parish reported greatest amount of damage
 - St. James Parish: Approximately 160 trailers overturned at RV Park in the City of Convent (pop 711) west of New Orleans
 - Assumption Parish: Water tower collapsed; boil water advisory was issued for the area

Mississippi:

- Lamar County: 1 unconfirmed fatality and numerous injuries reported

Florida:

- Fatalities/Injuries: None / Six (6) injuries
- Escambia County: three apartment buildings (additional evacuations due to gas leak) and an industrial building collapsed in Pensacola (pop 53,068)



Severe Weather Outbreak:



Response:

Region VI

- RRCC is not activated; RWC Enhanced Watch (Daytime Only)

Louisiana


- State of Emergency Declared for 7 Parishes
- GOHSEP Partially Activated

Region IV

- RRCC is not activated: RWC is at Enhanced Watch (24/7)
- LNO is deployed MS
- States of Emergency Declared: AL & MS
- GA & MS EOCs are Partially Activated
- FL EOC remains at Normal Operations with Enhanced Staffing

FEMA HQ

- NRCC is not activated; NWC is at Watch/Steady State
- No requests for FEMA assistance



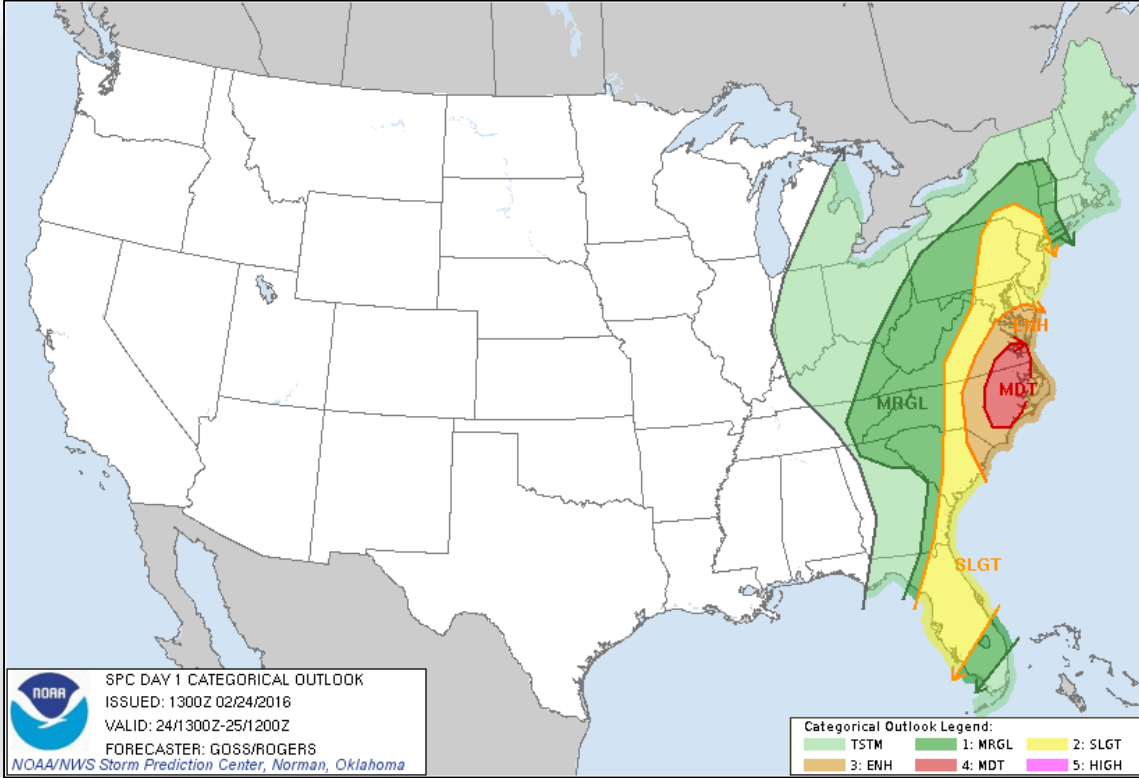
Trailer Park Damaged: Convent, Louisiana
Photo Credit: Media

Severe Weather Outlook: Day 1

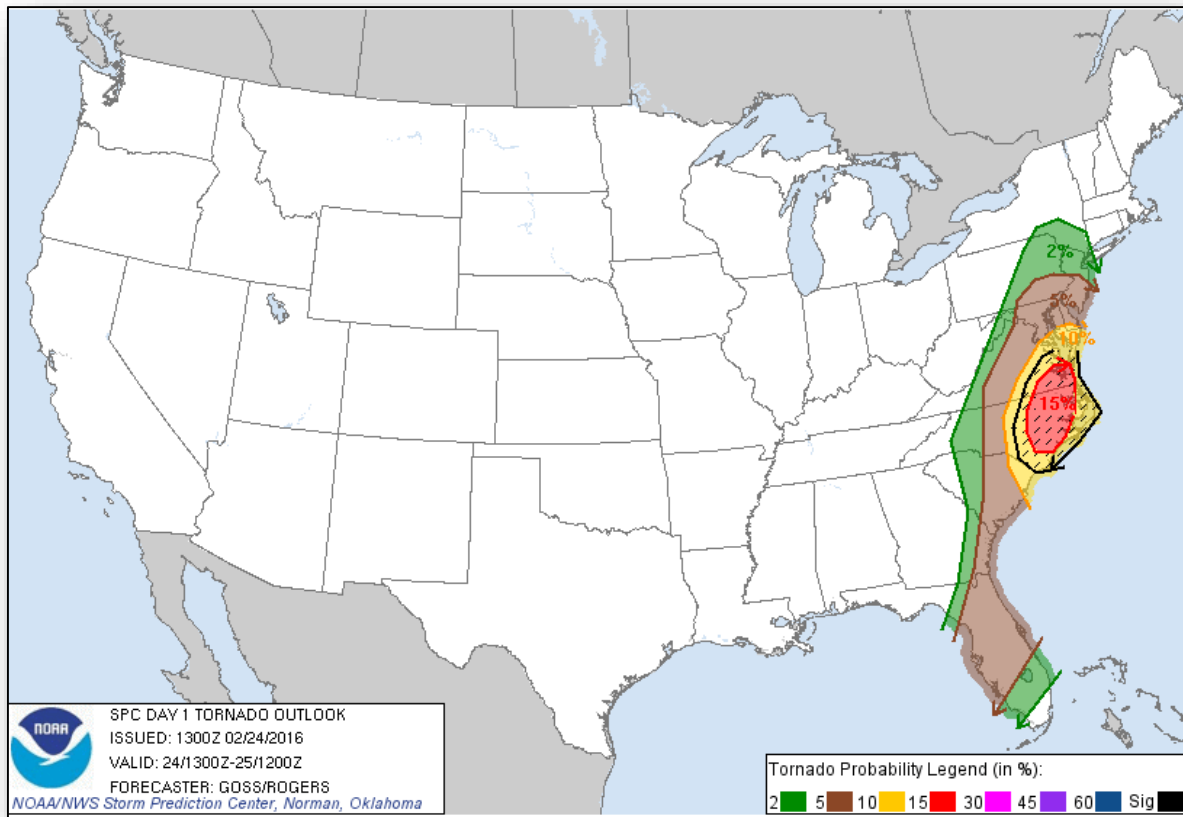


Categories

-  Thunderstorms
-  Marginal Risk
-  Slight Risk
-  Enhanced Risk
-  Moderate Risk
-  High Risk



Tornado Outlook: Day 1

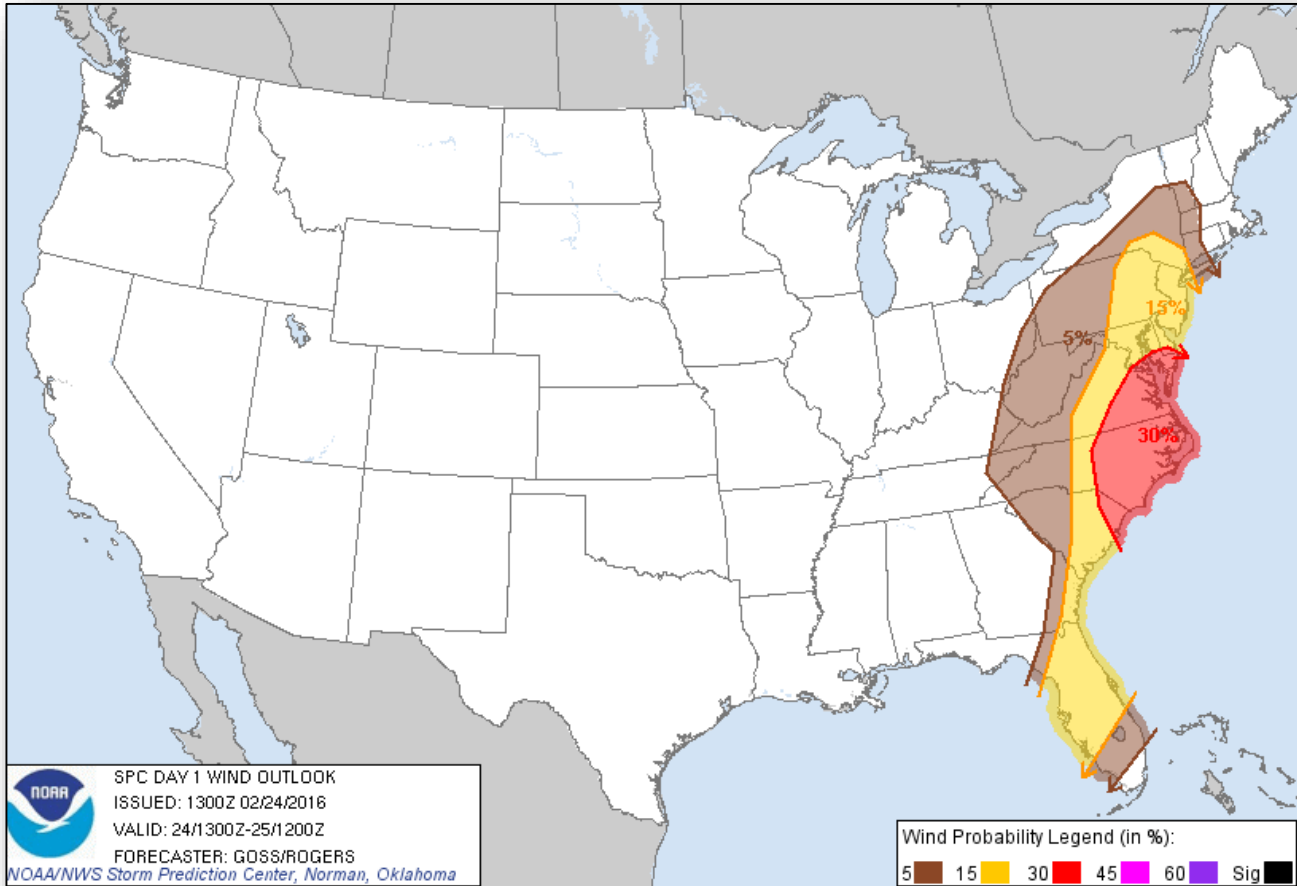


Tornado Probabilities

Probability for EF0+ tornado within 25 miles of a point

- 2%
- 5%
- 10%
- 15%
- 30%
- 45%
- 60%+
- 10%+ Probability for Significant Tornadoes (EF2+)

Severe Wind Outlook: Day 1



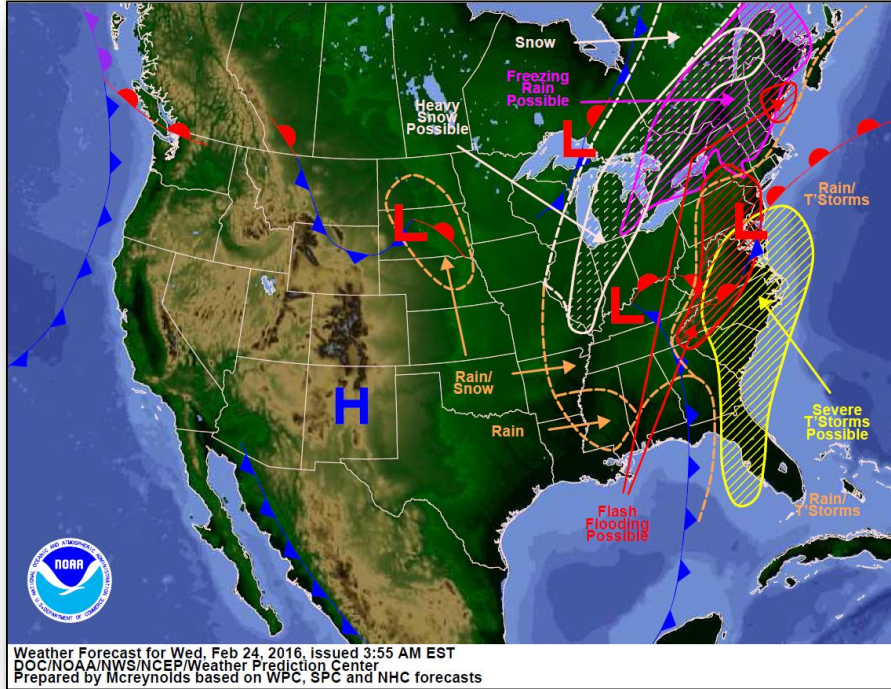
Damaging Wind Probabilities

Probability of 1 inch diameter hail or larger within 25 miles of a point

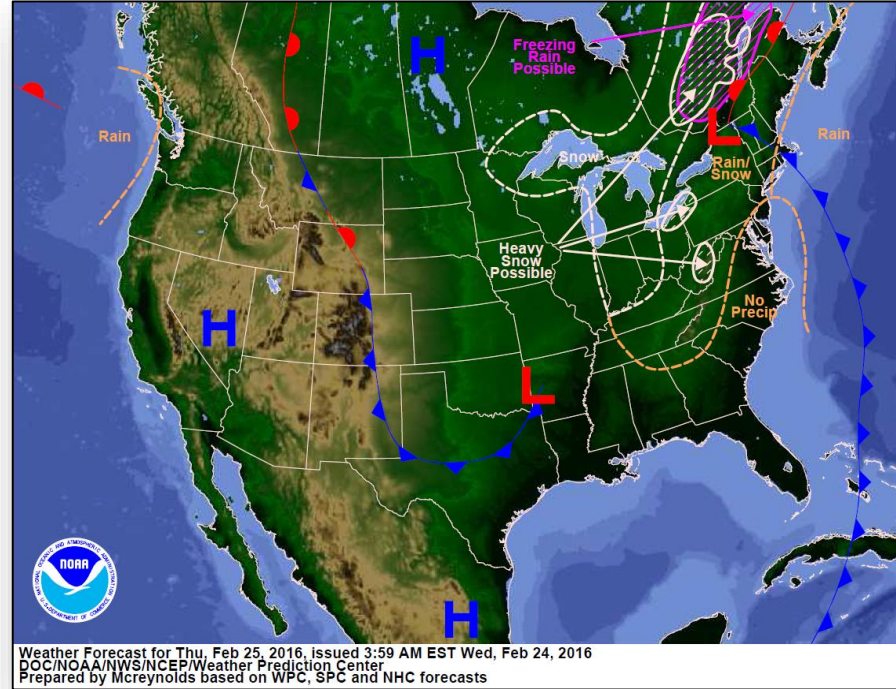
- 5%
- 15%
- 30%
- 45%
- 60%+

10%+ Probability for Significant Damaging Winds (75+ mph gusts)

National Weather Forecast

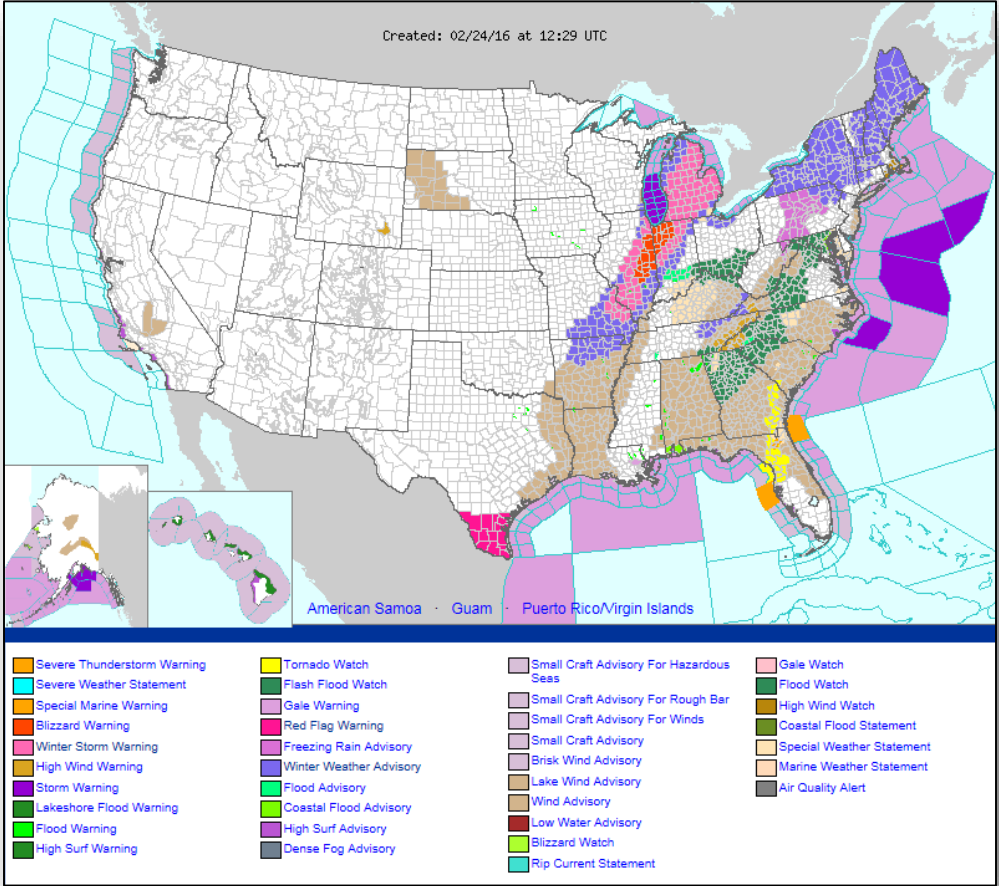


Today

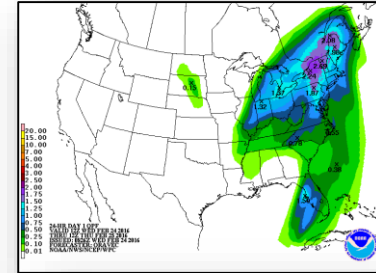
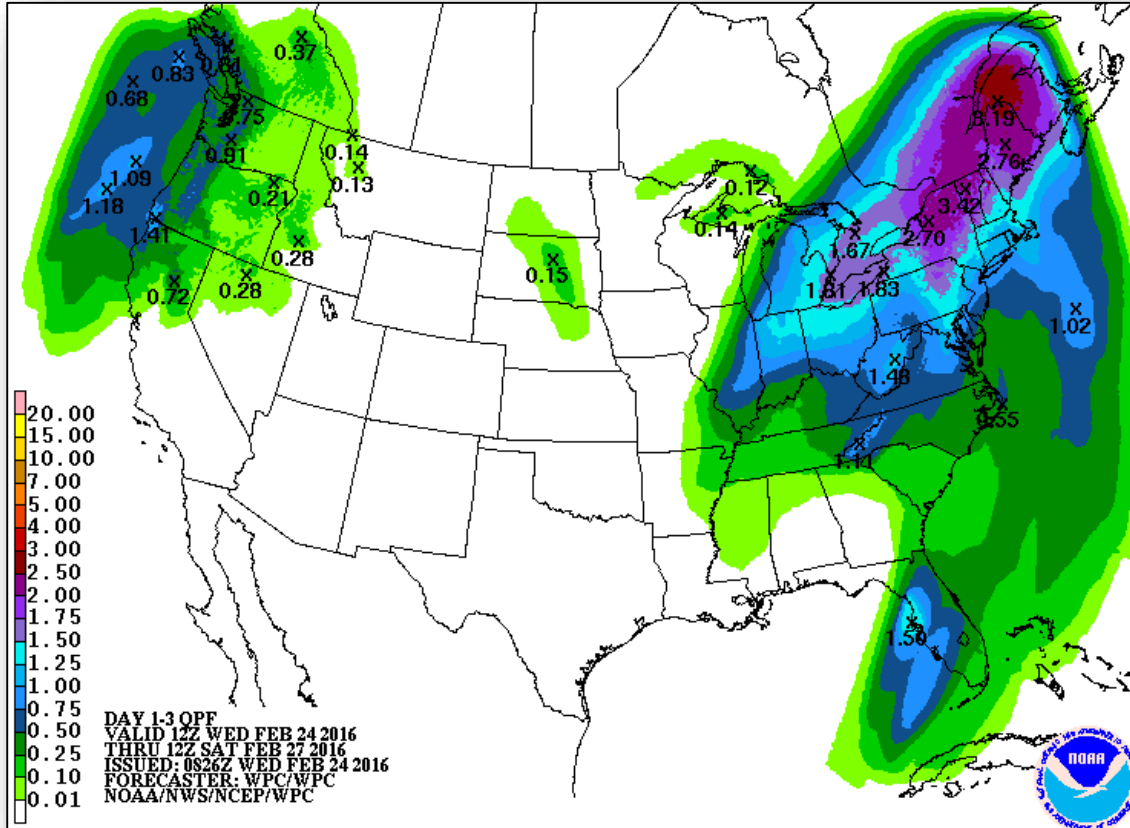


Tomorrow

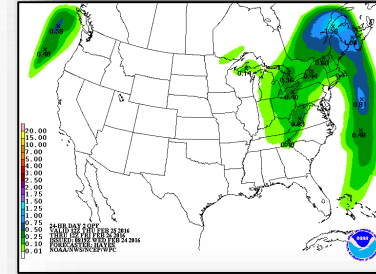
Active Watches/Warnings



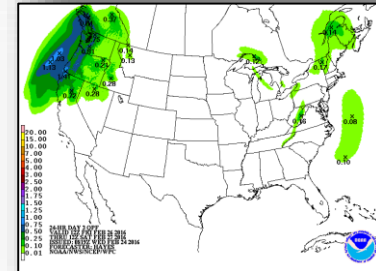
Precipitation Forecast, 1-3 Day



Day 1

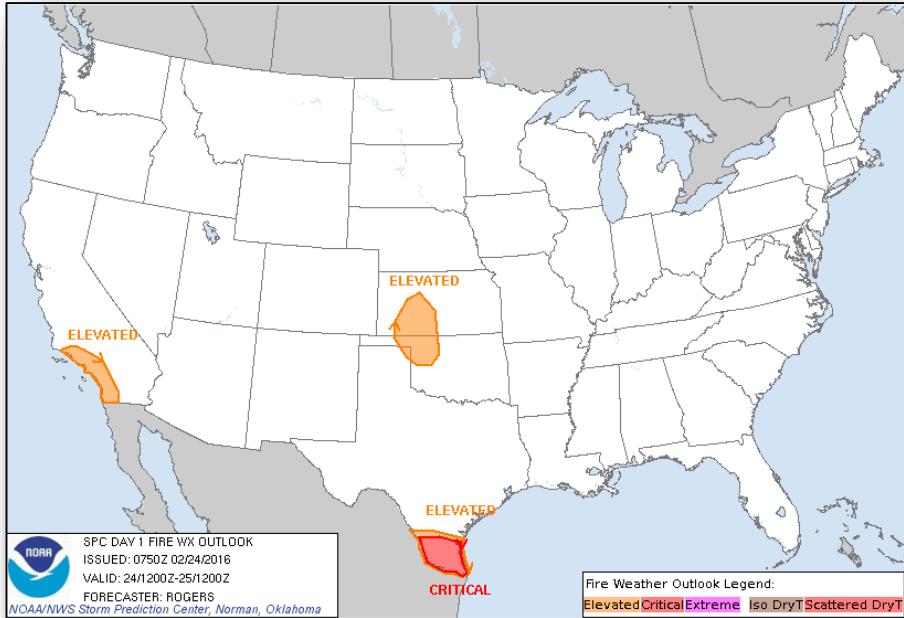


Day 2

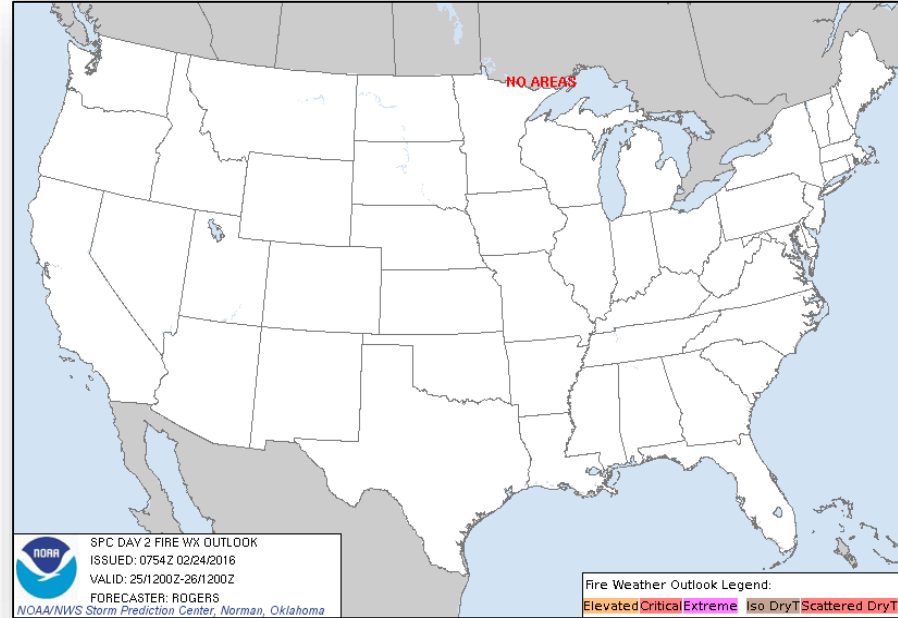


Day 3

Fire Weather Outlook

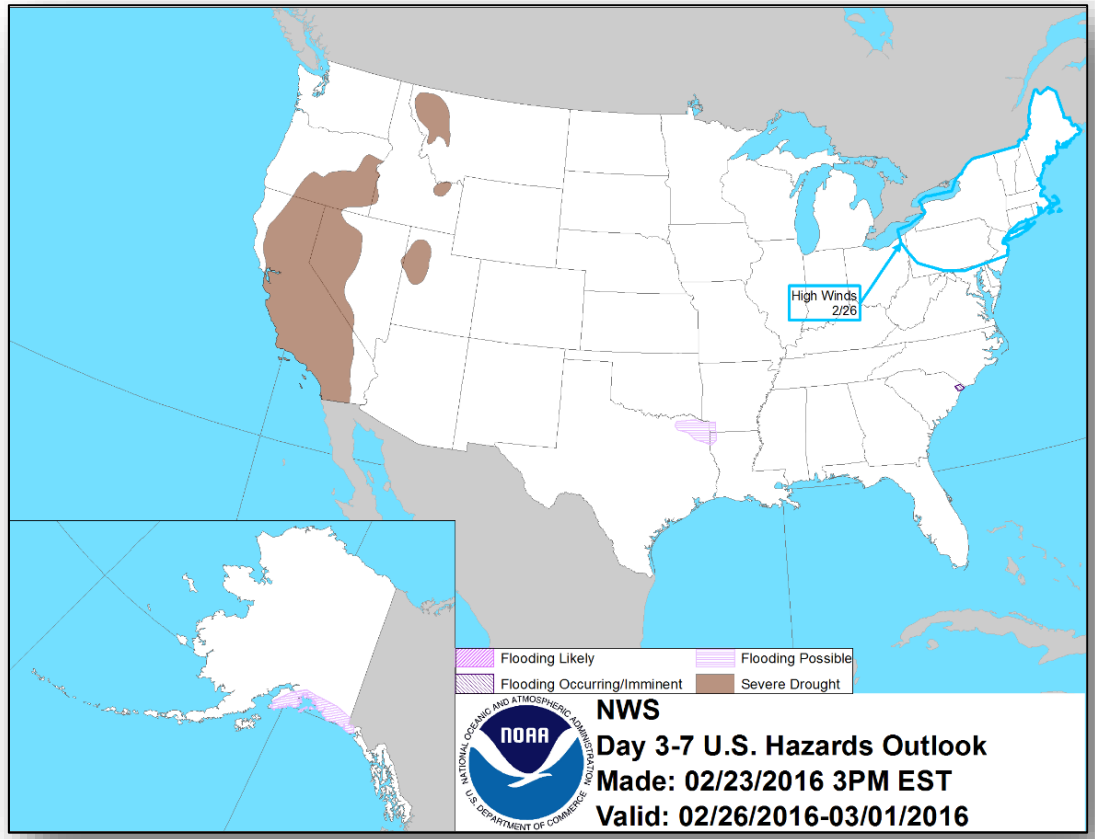


Today





Tomorrow

Hazard Outlook February 26 - March 1



Space Weather

	Past 24 Hours	Current	Next 24 Hours
Space Weather Activity	None	None	None
Geomagnetic Storms	None	None	None
Solar Radiation Storms	None	None	None
Radio Blackouts	None	None	None

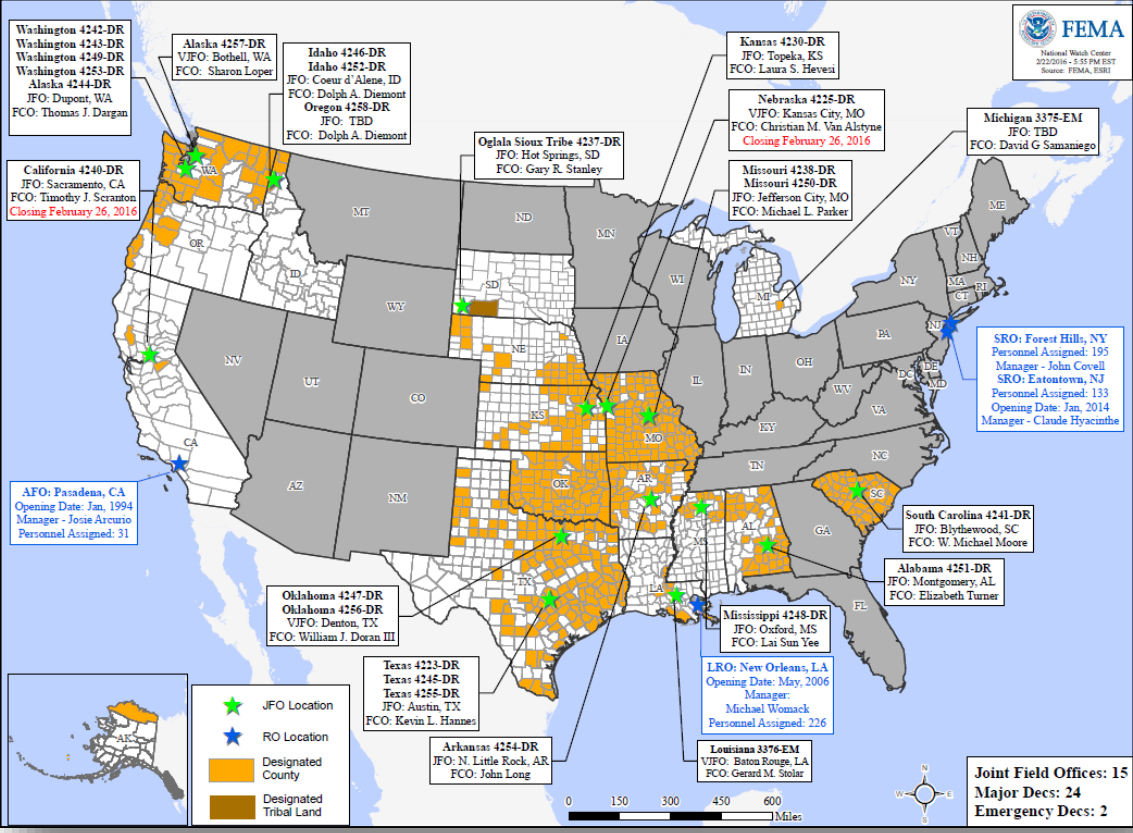


Disaster Requests & Declarations



Declaration Requests in Process		Requests APPROVED (since last report)	Requests DENIED (since last report)
8	Date Requested	0	0
DC – DR Snowstorm	January 29, 2016		
NJ – DR Severe Winter Storms, Snowstorm	February 11, 2016		
GA – DR Severe Thunderstorms, Flash Flooding, Flooding	February 10, 2016		
NM – DR Severe Winter Storm and Snowstorm	February 14, 2016		
DE – DR Severe Winter Storm and Flooding	February 18, 2016		
PA – DR Severe Winter Storm and Snowstorm	February 19, 2016		
MD – DR Severe Winter Storm and Snowstorm	February 19, 2016		
VA – DR Severe Winter Storm and Snowstorm	February 19, 2016		

Open Field Offices as of February 24



Joint Preliminary Damage Assessments



Region	State / Location	Event	IA/PA	Number of Counties		Start – End
				Requested	Complete	
III	WV	Severe Winter Storm/Snowstorm January 22-23, 2016	PA	33	0	2/17 – TBD
	PA	Severe Winter Storm/Snowstorm January 22-23, 2016	PA	31	0	2/23 – TBD
IV	FL	Severe Storms/Tornadoes February 15, 2016	IA	1	1	2/22 – 2/23

FEMA Readiness – Deployable Teams /Assets



Deployable Teams/Assets									
Resource	Status	Total	FMC Available		Partially Available	Not Available	Detailed, Deployed, Activated	Comments	Rating Criterion
FCO		33	16	48%	0	1	16	Only 2 Type 1 FCOs available	OFDC Readiness: FCO Green Yellow Red Type 1 3+ 2 1 Type 2 4+ 3 2 Type 3 4 3 2
FDRC		8	3	38%	0	0	5		FDRC 3 2 1
US&R		27	27	100%	0	0	0		<ul style="list-style-type: none"> Green = Available/FMC Yellow = Available/PMC Red = Out-of-Service Blue = Assigned/Deployed
National IMAT		3	3	100%	0	0	0		<ul style="list-style-type: none"> Green: 3 avail Yellow: 1-2 avail Red: 0 avail (<i>Individual N-IMAT red if 50% of Section Chiefs and/or Team Leader is unavailable for deployment.</i>)
Regional IMAT		13	7	50%	0	0	7*	<p>Deployed: RIV (Team 1) Deployed to AL RV (Team 1) Deployed to MI RVI (Team 1) Deployed to AR; (Team 2) Deployed to TX RVII Deployed to MO RIX (Team 2) Deployed to OR RX Deployed to WA</p> <p>*Deployed but Available to re-deploy: RII (Deployed in place for Regional Relocation Taskforce)</p>	<ul style="list-style-type: none"> Green: 7 or more avail Yellow: 4 - 6 teams available Red: > 8 teams deployed/unavailable <p><i>R-IMAT also red if TL Ops/Log Chief is unavailable & has no qualified replacement</i></p>
MERS Teams		18	17	94%	0	0	1	<p>Deployed: Bothell (deployed to OR)</p>	<ul style="list-style-type: none"> Green = >66% available Yellow = 33% to 66% available Red = <33% available

FEMA Readiness – National/Regional Teams



National/Regional Teams									
Resource	Status	Total	FMC Available		Partially Available	Not Available	Status	Comments	Rating Criterion
NWC		5	5	100%	0	0	Not Activated		<ul style="list-style-type: none"> • Green = FMC • Yellow = PMC • Red = NMC
NRCC		2	344	89%	0	44	Not Activated		
HLT		1	N/A	N/A	0	0	Not Activated		
DEST							Not Activated		
RRCCs		10	10	100%	0	0	Not Activated		
RWCs/MOCs		10	10	100%	0	0	Not Activated	Severe Weather: Region IV RWC Enhanced Watch – LNO deployed to MS Region VI RWC Enhanced Watch (dayshift only); LNO's on stand-by	



FEMA

FEMA's mission is to support our citizens and first responders to ensure that as a nation we work together to build, sustain, and improve our capability to prepare for, protect against, respond to, recover from, and mitigate all hazards.