

The Disaster Center is dedicated to the idea that disaster mitigation is cost effective and individuals pursuing their own interest are the greatest potential force for disaster reduction.

Please consider making a small donation to the Disaster Center



When disaster mitigation is cost effective, we are on the road to bringing disasters to an end.



FEMA

Daily Operations Briefing

Monday, February 22, 2016

8:30 a.m. EST

Significant Activity: February 19-22



Significant Events: None

Significant Weather:

- Slight risk of severe thunderstorms – southern TX
- Rain and thunderstorms – Southern Plains to Southeast
- Rain and snow – Northern Intermountain, Plains, Southern Rockies, Central Appalachians
- Heavy snow possible – Central Great Basin and Central Plains
- Snow – Northern Rockies to Central Great Basin, Upper Mississippi Valley, Great Lakes
- Rain – Pacific Northwest, Central Plains to Lower Mississippi Valley; Tennessee/Ohio valleys to Mid-Atlantic
- Red Flag Warnings – AZ & NM
- Critical/Elevated Fire Weather Areas: AZ, NM & TX
- Space Weather – None observed past 24 hours; none expected next 24 hours

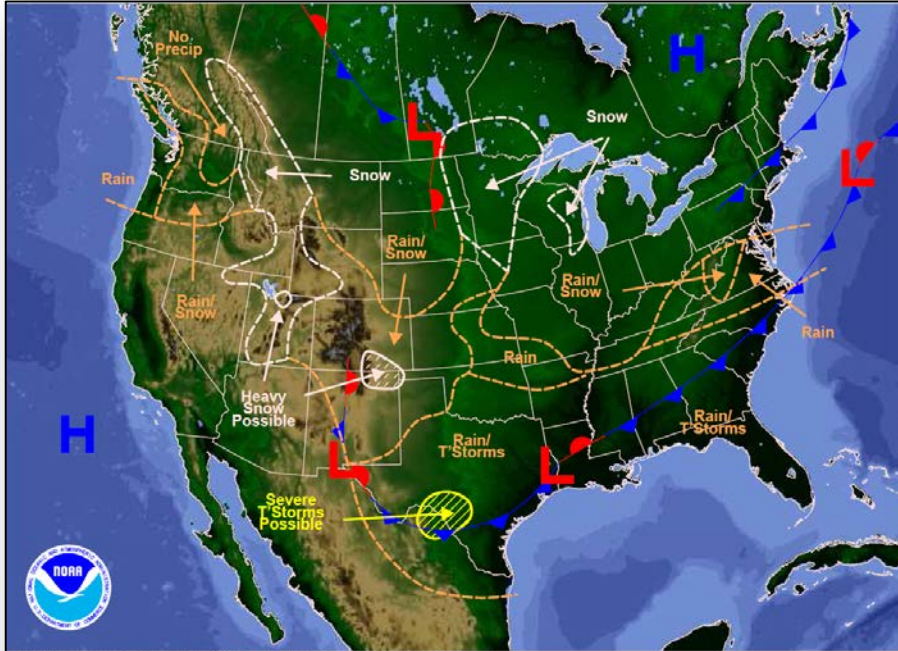
Tropical Activity: No activity affecting U.S. territories

Earthquake Activity: No significant activity

Declaration Activity:

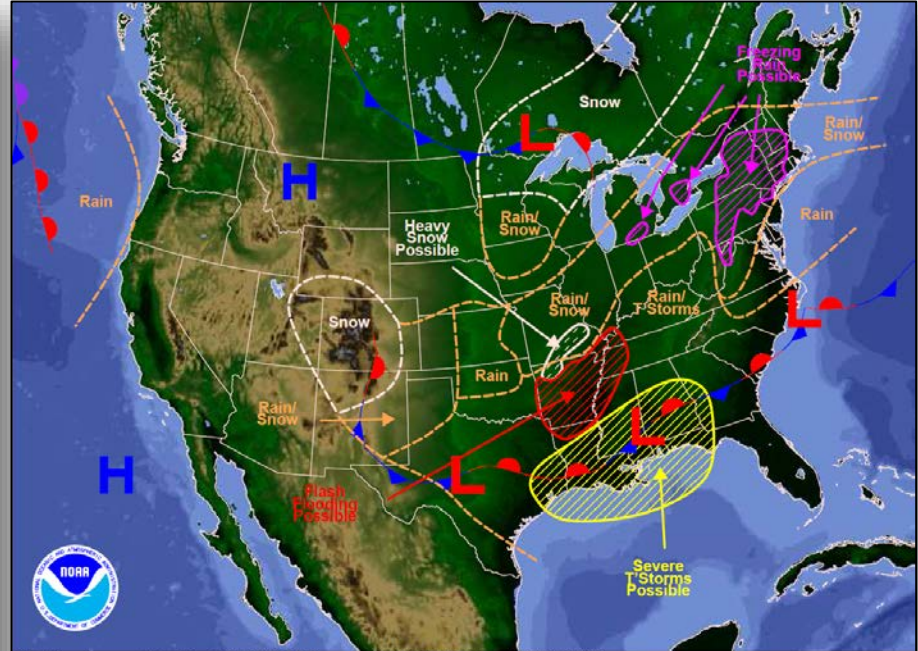
- Request for Major Disaster Declarations – DE, PA & MD

National Weather Forecast



Weather Forecast for Mon, Feb 22, 2016, issued 2:30 AM EST
DOC/NOAA/NWS/NCEP/Weather Prediction Center
Prepared by McCreynolds based on WPC, SPC and NHC forecasts

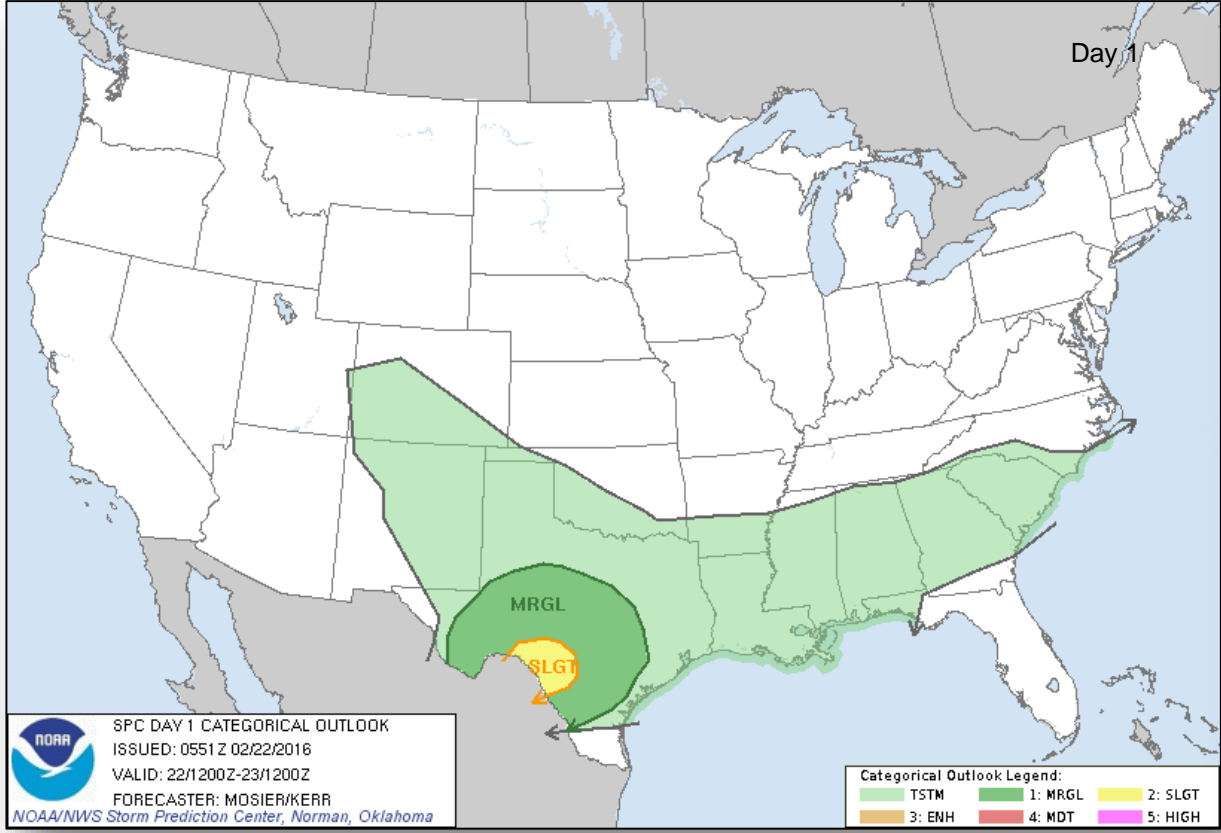
Today



Weather Forecast for Tue, Feb 23, 2016, issued 3:50 AM EST Mon, Feb 22, 2016
DOC/NOAA/NWS/NCEP/Weather Prediction Center
Prepared by McCreynolds based on WPC, SPC and NHC forecasts

Tomorrow

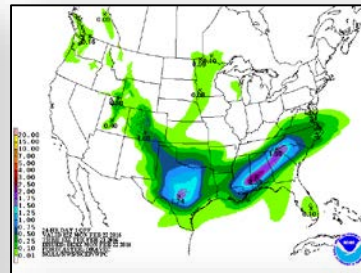
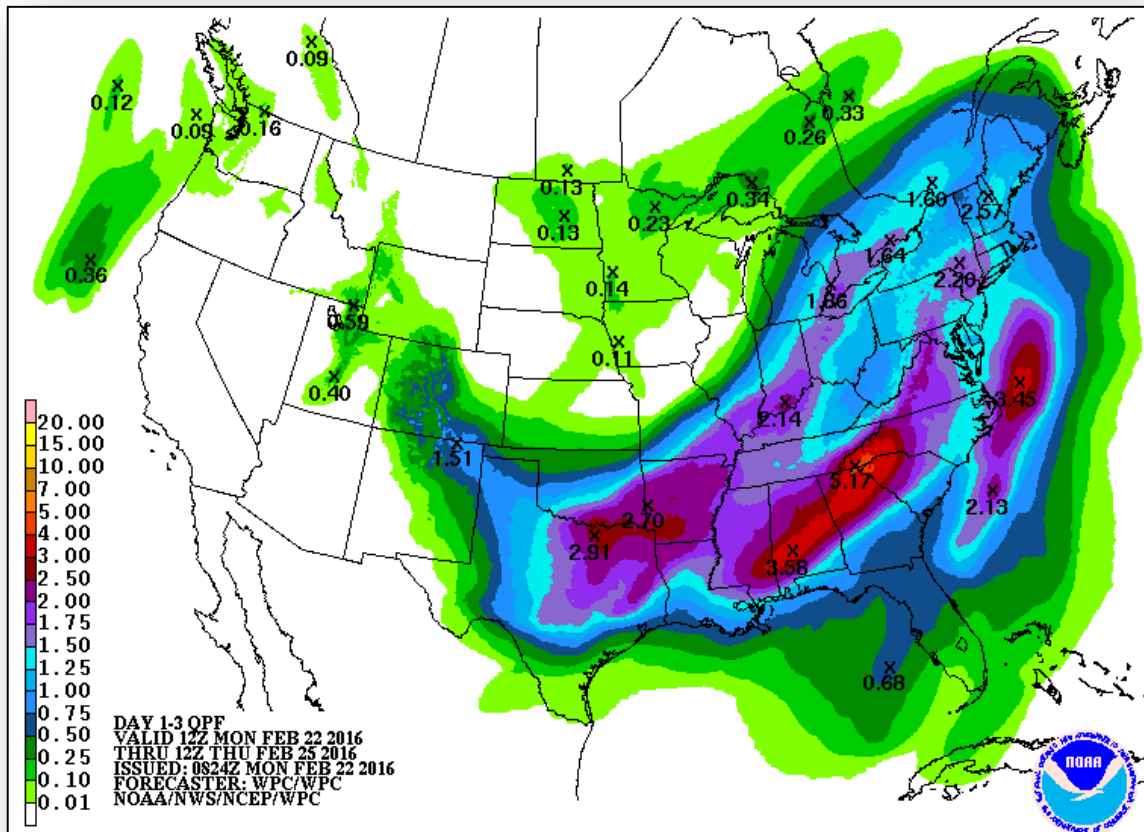
Severe Weather Outlook, Day 1-3



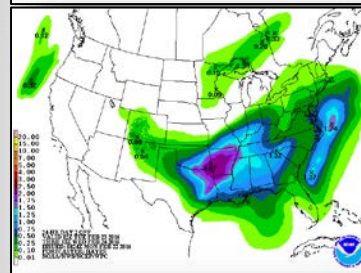
Precipitation Forecast, 1-3 Day



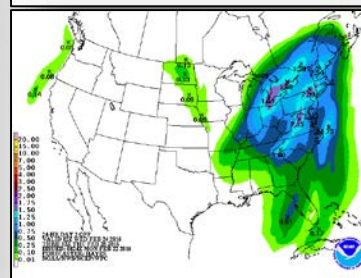
FEMA



Day 1

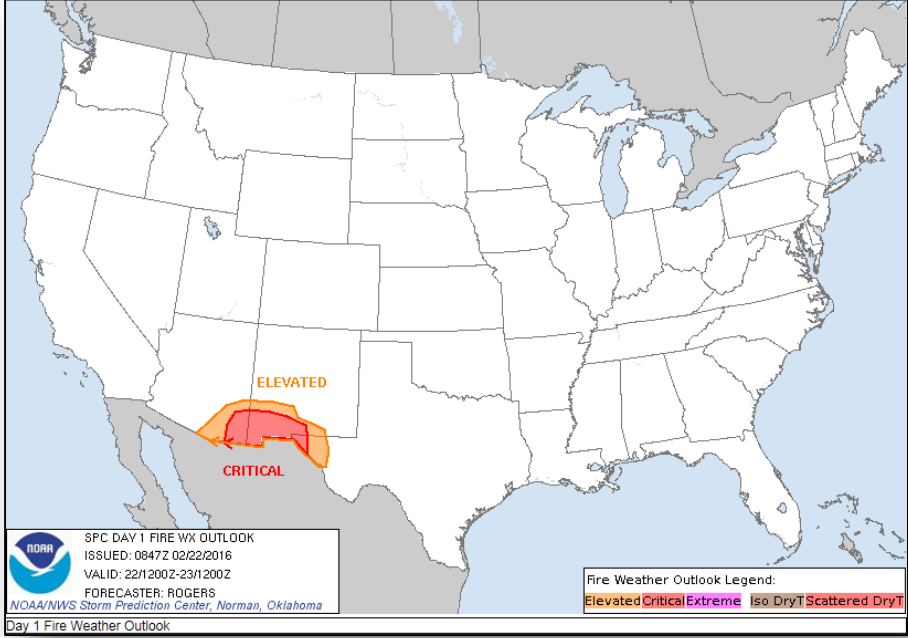


Day 2

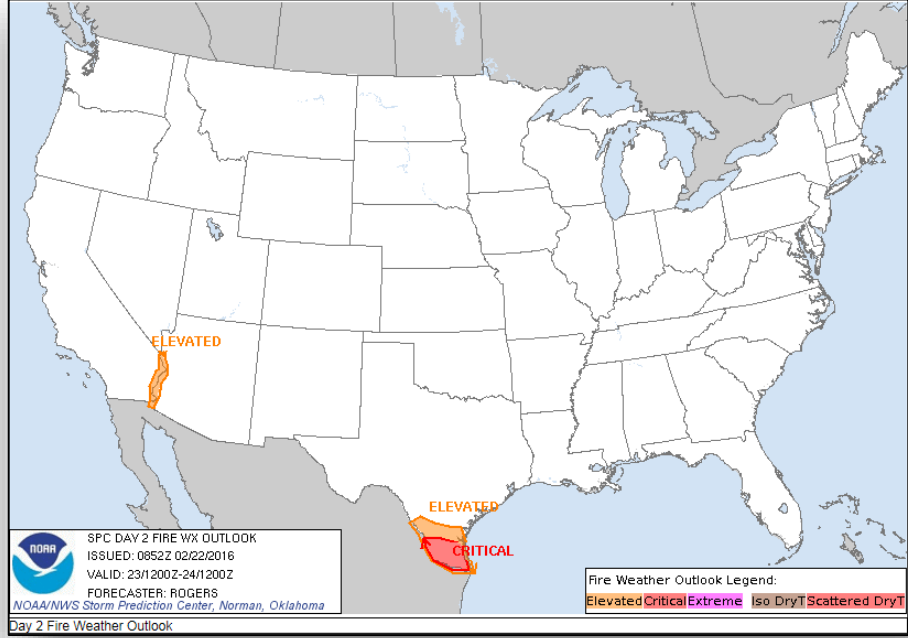


Day 3

Fire Weather Outlook

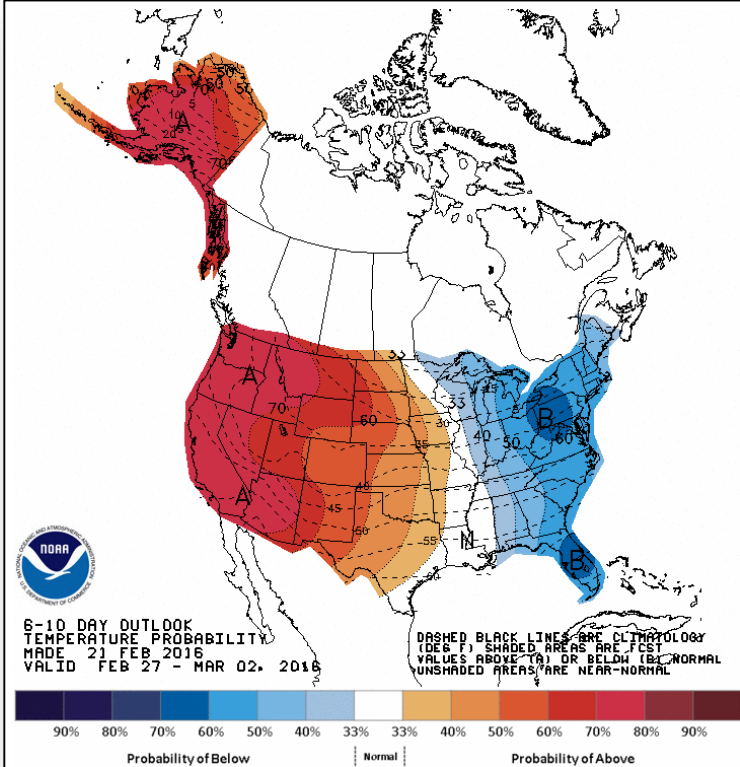


Today

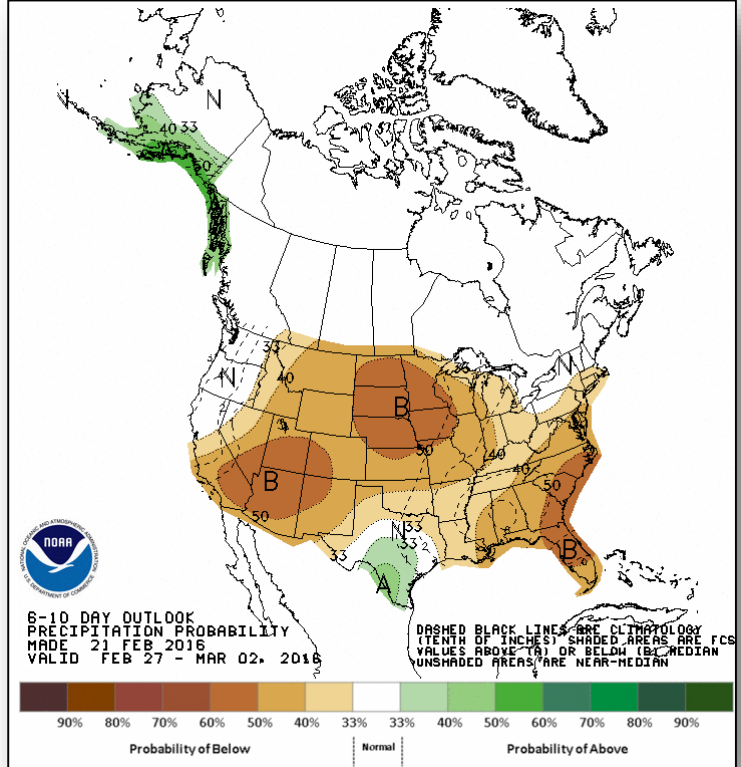


Tomorrow

6-10 Day Outlooks



Temperature Probability

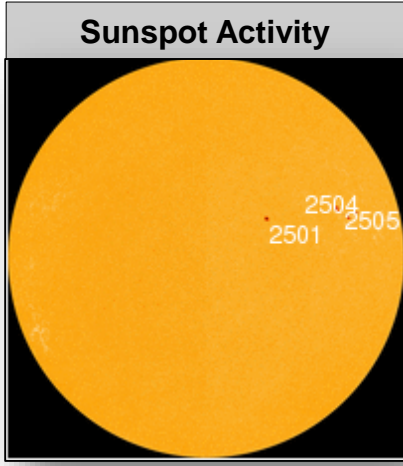



Precipitation Probability

Space Weather



	Past 24 Hours	Current	Next 24 Hours
Space Weather Activity	None	None	None
Geomagnetic Storms	None	None	None
Solar Radiation Storms	None	None	None
Radio Blackouts	None	None	None



FMAG Requests and Declarations



Action (since last report)		Total	FMAG No. and State		
Requests DENIED		1	Kahikinui Brush Fire - HI Denied February 19, 2016		
Requests APPROVED		1	FEMA-5119-FM-OK Approved February 18, 2016		
Approved FMAG Data					
Year	Current YTD	MTD	Monthly Average	Cumulative Acres Burned YTD	Cumulative Denied FMAGs YTD
2016	5	1	1	25,012	1
Year	Total Previous FY	++ Yearly Average		Total Acres Burned Previous Year	Total Denied FMAGs Previous Year
2015	33	36		250,658	2
* Reflects the 3-year average for current month/ ** Reflects 3-year total average					

Disaster Requests & Declarations



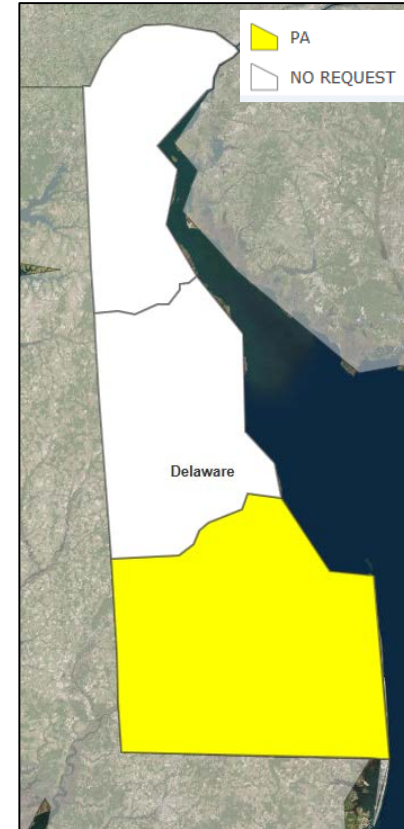
Declaration Requests in Process		Requests APPROVED (since last report)	Requests DENIED (since last report)
7	Date Requested	0	0
DC – DR Snowstorm	January 29, 2016		
NJ – DR Severe Winter Storms, Snowstorm	February 11, 2016		
GA – DR Severe Thunderstorms, Flash Flooding, Flooding	February 10, 2016		
NM – DR Severe Winter Storm and Snowstorm	February 14, 2016		
DE – DR Severe Winter Storm and Flooding	February 18, 2016		
PA – DR Severe Winter Storm and Snowstorm	February 19, 2016		
MD – DR Severe Winter Storm and Snowstorm	February 19, 2016		

Major Disaster Declaration Request – DE



February 18, 2016

- Request for Major Disaster Declaration for State of Delaware
- For severe winter storm and flooding during the period of January 22-24, 2016
- Requesting:
 - Public Assistance for 1 county
 - Hazard Mitigation statewide

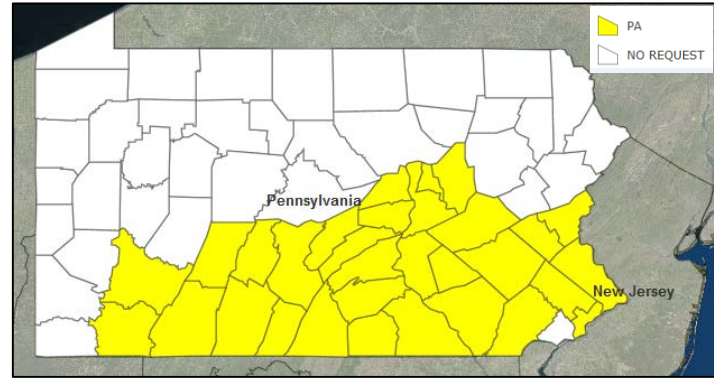


Major Disaster Declaration Request – PA



February 19, 2016

- Request for Major Disaster Declaration for Commonwealth of Pennsylvania
- For severe winter storm and snowstorm during the period of January 22-29, 2016
- Requesting:
 - Public Assistance, including Snow Assistance, for 31 counties
 - Hazard Mitigation for the entire Commonwealth

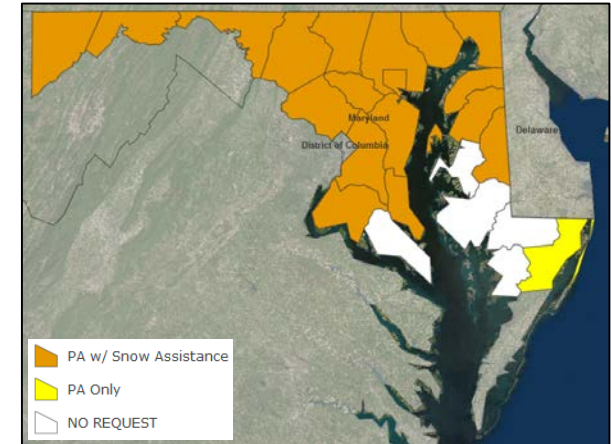


Major Disaster Declaration Request – MD

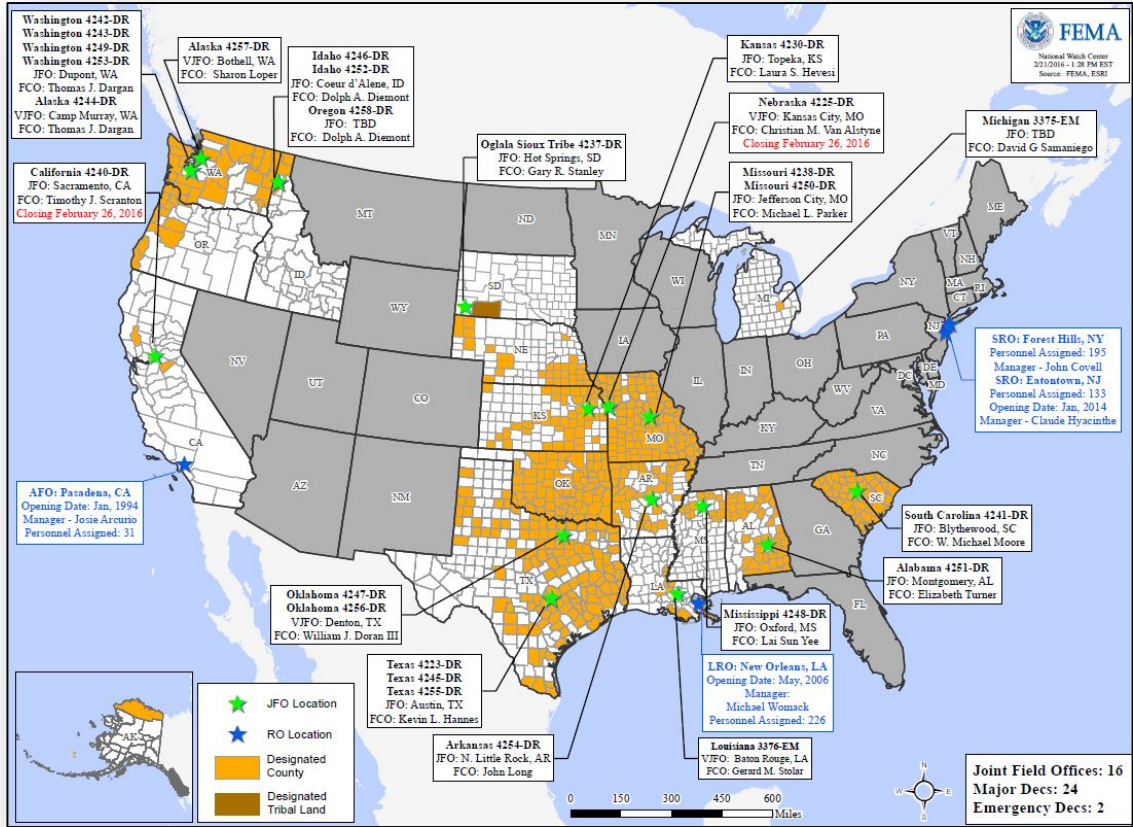


February 19, 2016

- Request for Major Disaster Declaration for State of Maryland
- For severe winter storm and snowstorm during the period of January 22-23, 2016
- Requesting:
 - Public Assistance and Snow Assistance for 17 counties and Independent City of Baltimore
 - Public Assistance only for 1 county
 - Hazard Mitigation statewide



Open Field Offices as of February 22



Joint Preliminary Damage Assessments



Region	State / Location	Event	IA/PA	Number of Counties		Start – End
				Requested	Complete	
III	DC	Severe Winter Storm/Snowstorm January 22-23, 2016	PA	1	1	2/2 – 2/19
	VA	Severe Winter Storm/Snowstorm January 22-23, 2016	PA	22 counties & 10 cities	22 counties & 10 cities	2/8 – 2/18
	WV	Severe Winter Storm/Snowstorm January 22-23, 2016	PA	33	0	2/17 – TBD
IV	FL	Severe Storms/Tornadoes February 15, 2016	IA	1	0	2/22 – TBD

FEMA Readiness – Deployable Teams /Assets



Deployable Teams/Assets									
Resource	Status	Total	FMC Available		Partially Available	Not Available	Detailed, Deployed, Activated	Comments	Rating Criterion
FCO		33	16	48%	0	1	16	Only 2 Type 1 FCOs available	OFDC Readiness: FCO Green Yellow Red Type 1 3+ 2 1 Type 2 4+ 3 2 Type 3 4 3 2
FDRC		8	3	38%	0	0	5		FDRC 3 2 1
US&R		27	27	100%	0	0	0		<ul style="list-style-type: none"> Green = Available/FMC Yellow = Available/PMC Red = Out-of-Service Blue = Assigned/Deployed
National IMAT		3	3	100%	0	0	0		<ul style="list-style-type: none"> Green: 3 avail Yellow: 1-2 avail Red: 0 avail (<i>Individual N-IMAT red if 50% of Section Chiefs and/or Team Leader is unavailable for deployment.</i>)
Regional IMAT		13	6	46%	0	0	9*	<p>Deployed: RIV (Team 1) Deployed to AL RV (Team 1) Deployed to MI RVI (Team 1) Deployed to AR RVI (Team 2) Deployed to TX RVII Deployed to MO RIX (Team 2) Deployed to OR RX Deployed to WA</p> <p>*Deployed but Available to re-deploy: RII (Deployed in place for Regional Relocation Taskforce) RVIII – Reconstituting (FMC on 2/22)</p>	<ul style="list-style-type: none"> Green: 7 or more avail Yellow: 4 - 6 teams available Red: > 8 teams deployed/unavailable <p><i>R-IMAT also red if TL Ops/Log Chief is unavailable & has no qualified replacement</i></p>
MERS Teams		18	16	89%	0	0	2	<p>Deployed: Denton (2)</p>	<ul style="list-style-type: none"> Green = >66% available Yellow = 33% to 66% available Red = <33% available

FEMA Readiness – National/Regional Teams



National/Regional Teams									
Resource	Status	Total	FMC Available		Partially Available	Not Available	Status	Comments	Rating Criterion
NWC		5	5	100%	0	0	Not Activated		<ul style="list-style-type: none"> • Green = FMC • Yellow = PMC • Red = NMC
NRCC		2	344	89%	0	44	Not Activated		
HLT		1	N/A	N/A	0	0	Not Activated		
DEST							Not Activated		
RRCCs		10	10	100%	0	0	Not Activated		
RWCs/MOCs		10	10	100%	0	0	Not Activated		



FEMA

FEMA's mission is to support our citizens and first responders to ensure that as a nation we work together to build, sustain, and improve our capability to prepare for, protect against, respond to, recover from, and mitigate all hazards.