

The Disaster Center is dedicated to the idea that disaster mitigation is cost effective and individuals pursuing their own interest are the greatest potential force for disaster reduction.

Please consider making a small donation to the Disaster Center



When disaster mitigation is cost effective, we are on the road to bringing disasters to an end.



# FEMA

## Daily Operations Briefing

Sunday, February 21, 2016

8:30 a.m. EST

# Significant Activity: February 20-21



**Significant Events:** None

## **Significant Weather:**

- Rain and snow – Northern Intermountain and Northern/Central Plains
- Snow – Northern Intermountain/Northern Rockies to Central Great Basin and Southern Rockies; Northern Plains to Great Lakes
- Rain and thunderstorms – Southern Plains to Southeast
- Rain – Pacific Northwest, Central Plains, Tennessee/Ohio valleys to Mid-Atlantic
- Red Flag Warnings – None
- Elevated Fire Weather Areas: OK & TX
- Space Weather – None observed past 24 hours; none expected next 24 hours

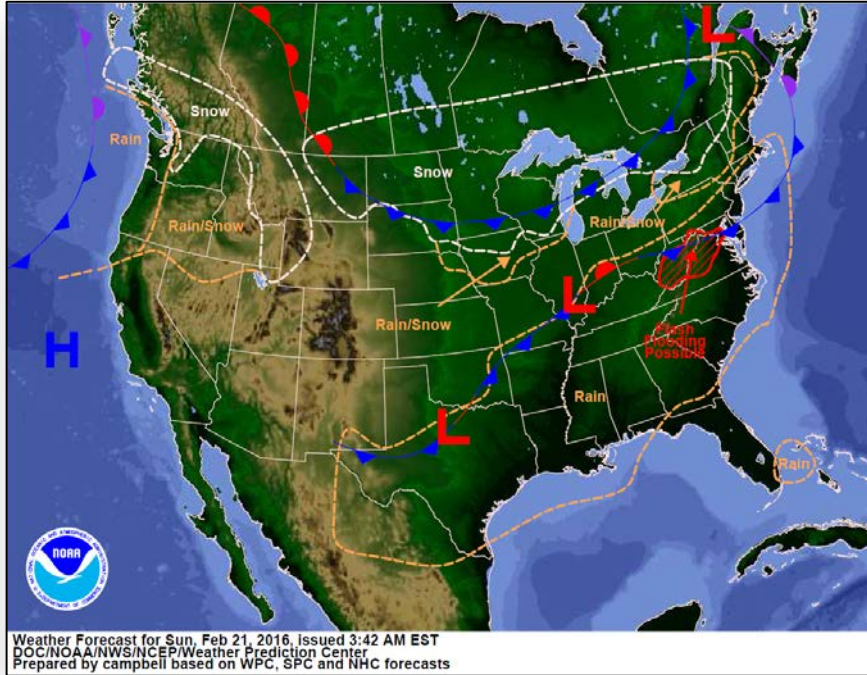
**Tropical Activity:** No significant activity

**Earthquake Activity:** No significant activity

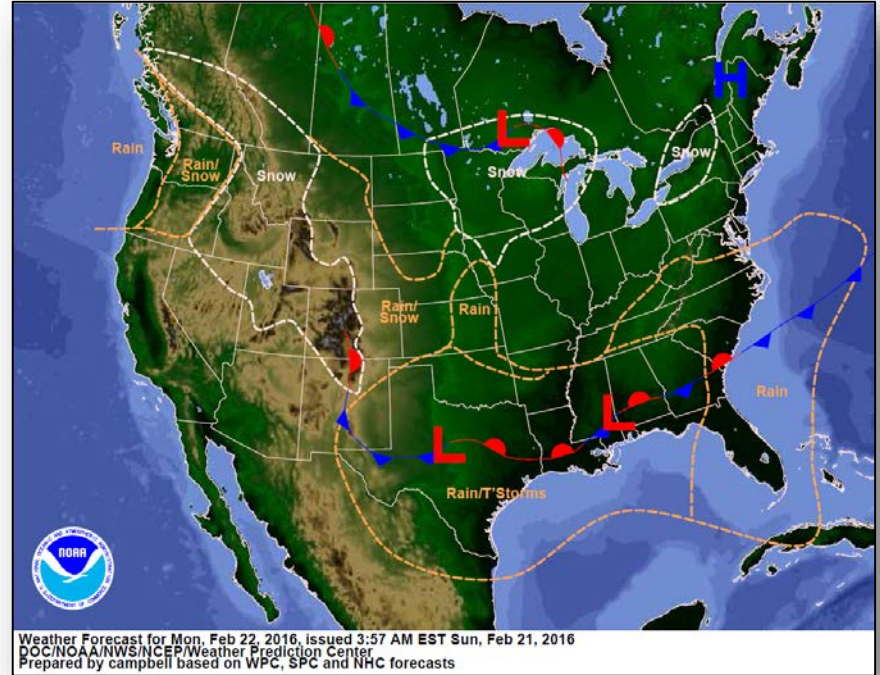
## **Declaration Activity:**

- Request for Major Disaster Declaration – DE
- Request for Major Disaster Declaration – PA
- Request for Major Disaster Declaration – MD

# National Weather Forecast



*Today*

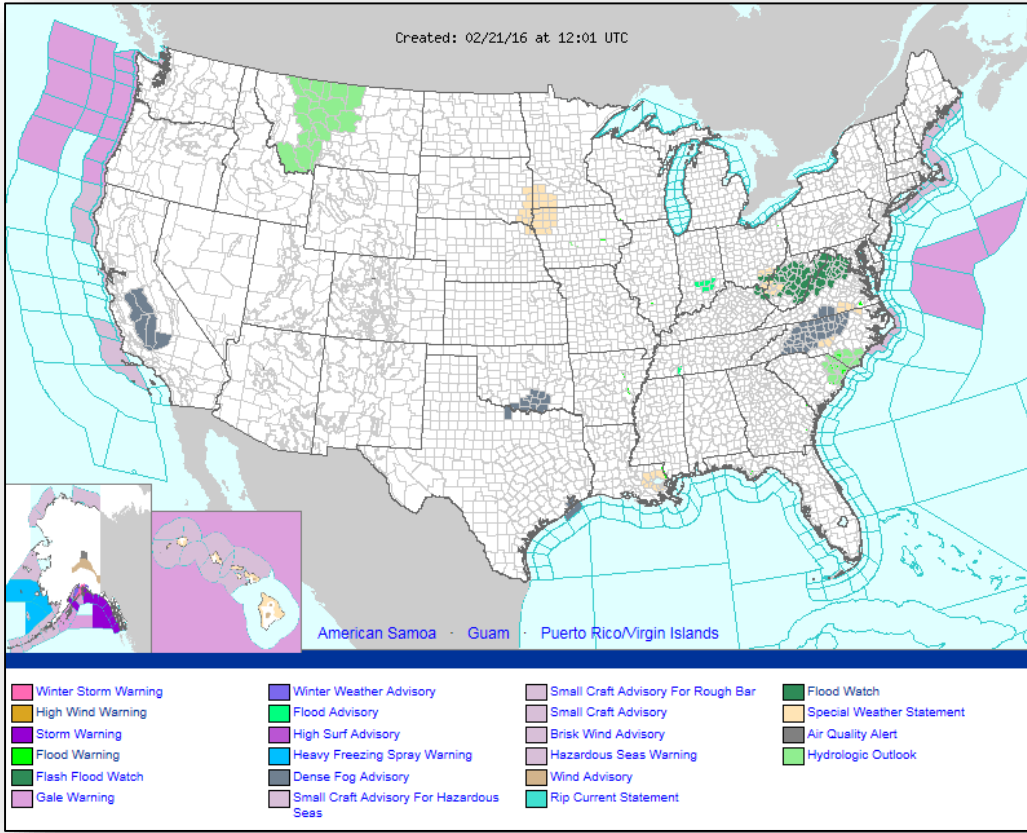


*Tomorrow*

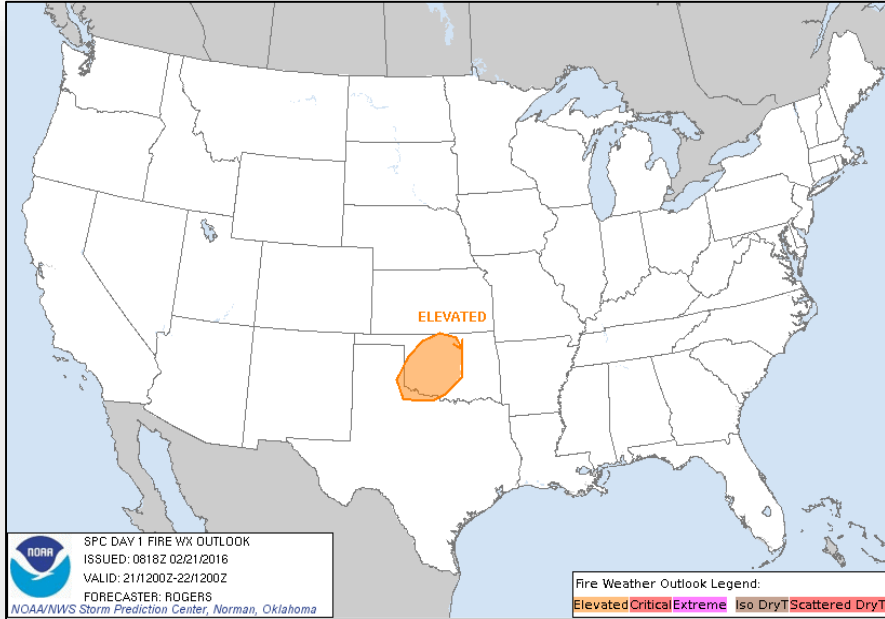
# Active Watches/Warnings



FEMA



# Fire Weather Outlook



**Today**

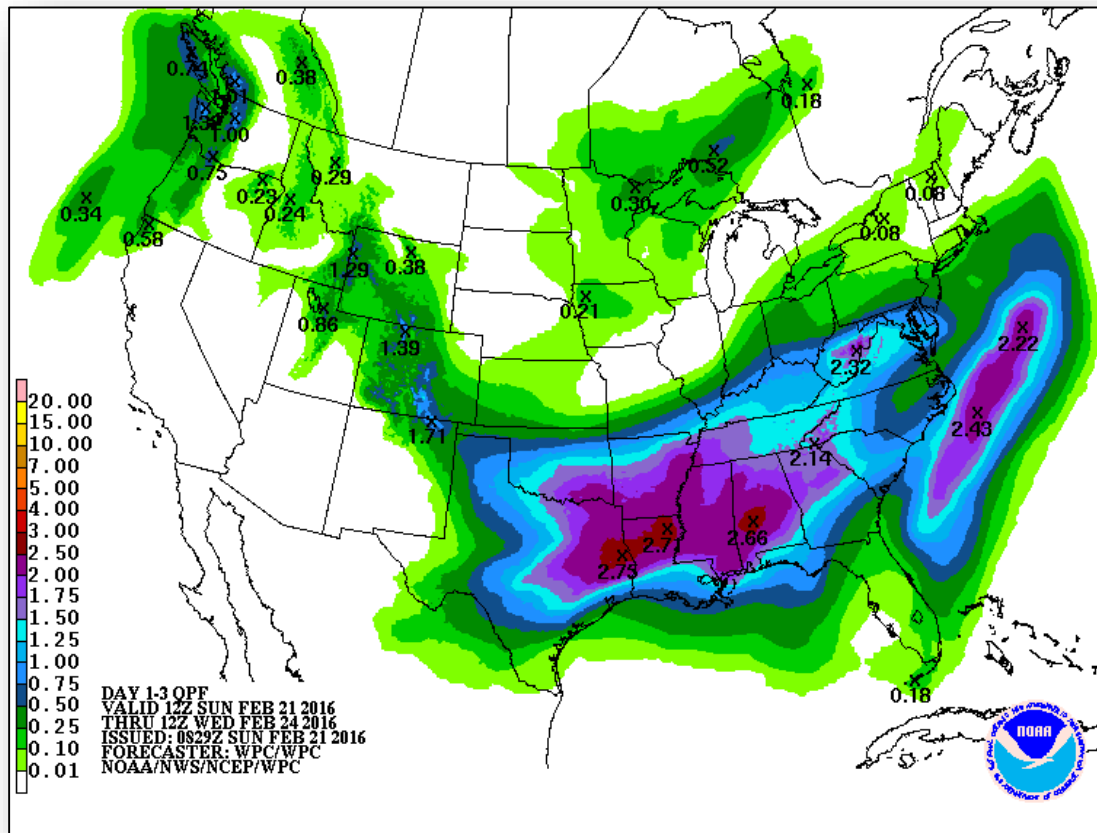


**Tomorrow**

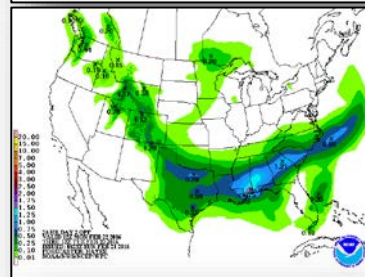
# Precipitation Forecast, 1-3 Day



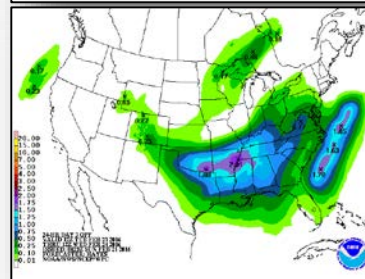
FEMA



Day 1

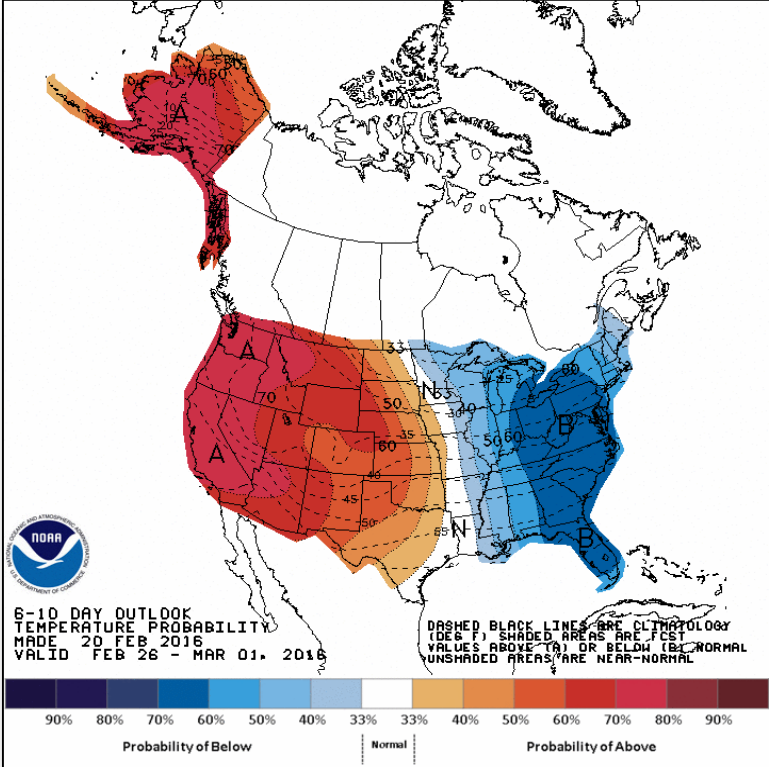


Day 2

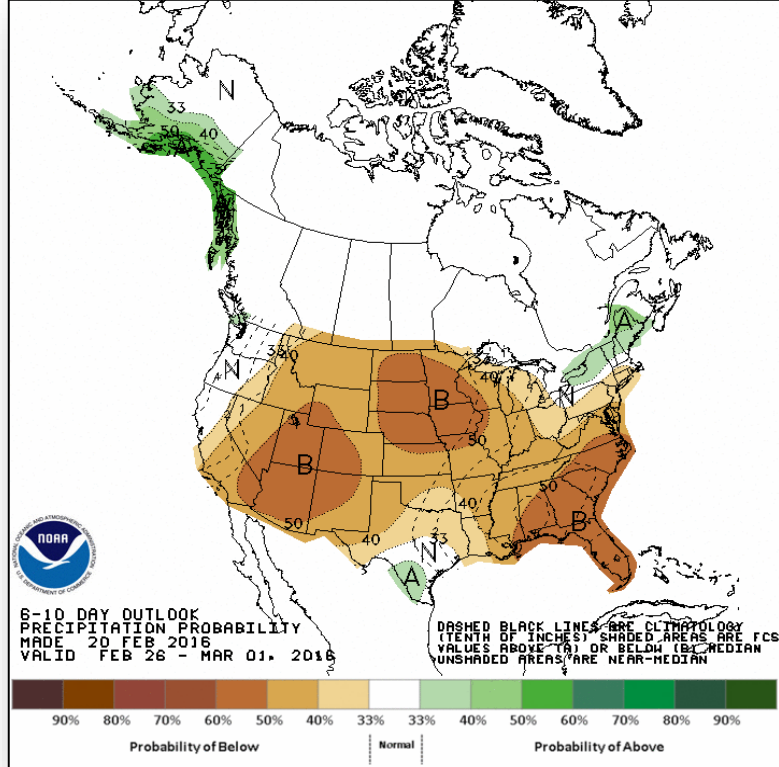


Day 3

# 6-10 Day Outlooks



**Temperature Probability**

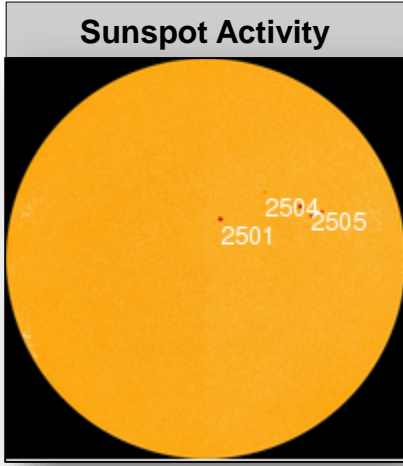



**Precipitation Probability**



# Space Weather

	Past 24 Hours	Current	Next 24 Hours
Space Weather Activity	None	None	None
Geomagnetic Storms	None	None	None
Solar Radiation Storms	None	None	None
Radio Blackouts	None	None	None



# FMAG Requests and Declarations



Action (since last report)		Total	FMAG No. and State		
Requests DENIED		1	Kahikinui Brush Fire - HI Denied February 19, 2016		
Requests APPROVED		1	FEMA-5119-FM-OK Approved February 18, 2016		
Approved FMAG Data					
Year	Current YTD	MTD	Monthly Average	Cumulative Acres Burned YTD	Cumulative Denied FMAGs YTD
2016	5	1	1	22,012	1
Year	Total Previous FY	++ Yearly Average		Total Acres Burned Previous Year	Total Denied FMAGs Previous Year
2015	33	36		250,658	2
* Reflects the 3-year average for current month/ ** Reflects 3-year total average					

# Disaster Requests & Declarations



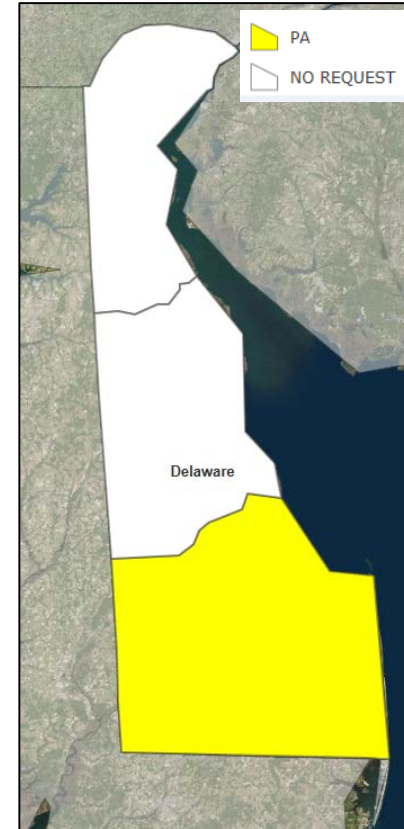
Declaration Requests in Process		Requests APPROVED (since last report)	Requests DENIED (since last report)
7	Date Requested	0	0
DC – DR Snowstorm	January 29, 2016		
NJ – DR Severe Winter Storms, Snowstorm	February 11, 2016		
GA – DR Severe Thunderstorms, Flash Flooding, Flooding	February 10, 2016		
NM – DR Severe Winter Storm and Snowstorm	February 14, 2016		
DE – DR Severe Winter Storm and Flooding	February 18, 2016		
PA – DR Severe Winter Storm and Snowstorm	February 19, 2016		
MD – DR Severe Winter Storm and Snowstorm	February 19, 2016		

# Major Disaster Declaration Request – DE



## February 18, 2016

- Request for Major Disaster Declaration for State of Delaware
- For severe winter storm and flooding during the period of January 22-24, 2016
- Requesting:
  - Public Assistance for 1 county
  - Hazard Mitigation statewide

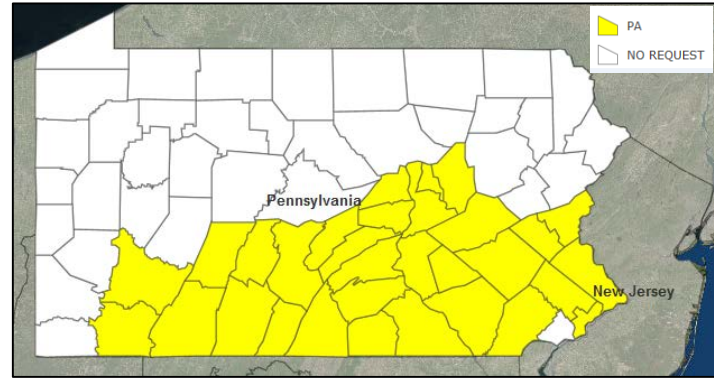


# Major Disaster Declaration Request – PA



## February 19, 2016

- Request for Major Disaster Declaration for Commonwealth of Pennsylvania
- For severe winter storm and snowstorm during the period of January 22-29, 2016
- Requesting:
  - Public Assistance, including Snow Assistance, for 31 counties
  - Hazard Mitigation for the entire Commonwealth

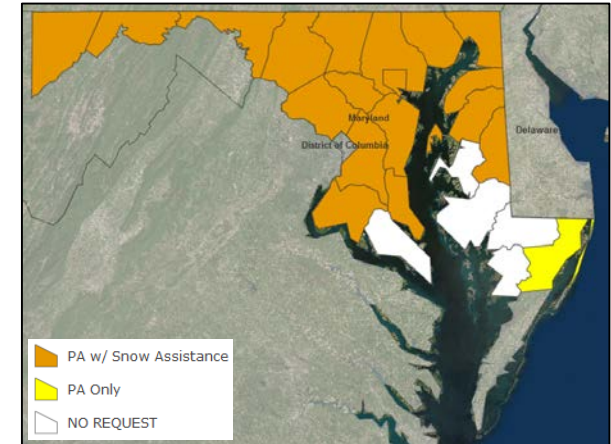


# Major Disaster Declaration Request – MD

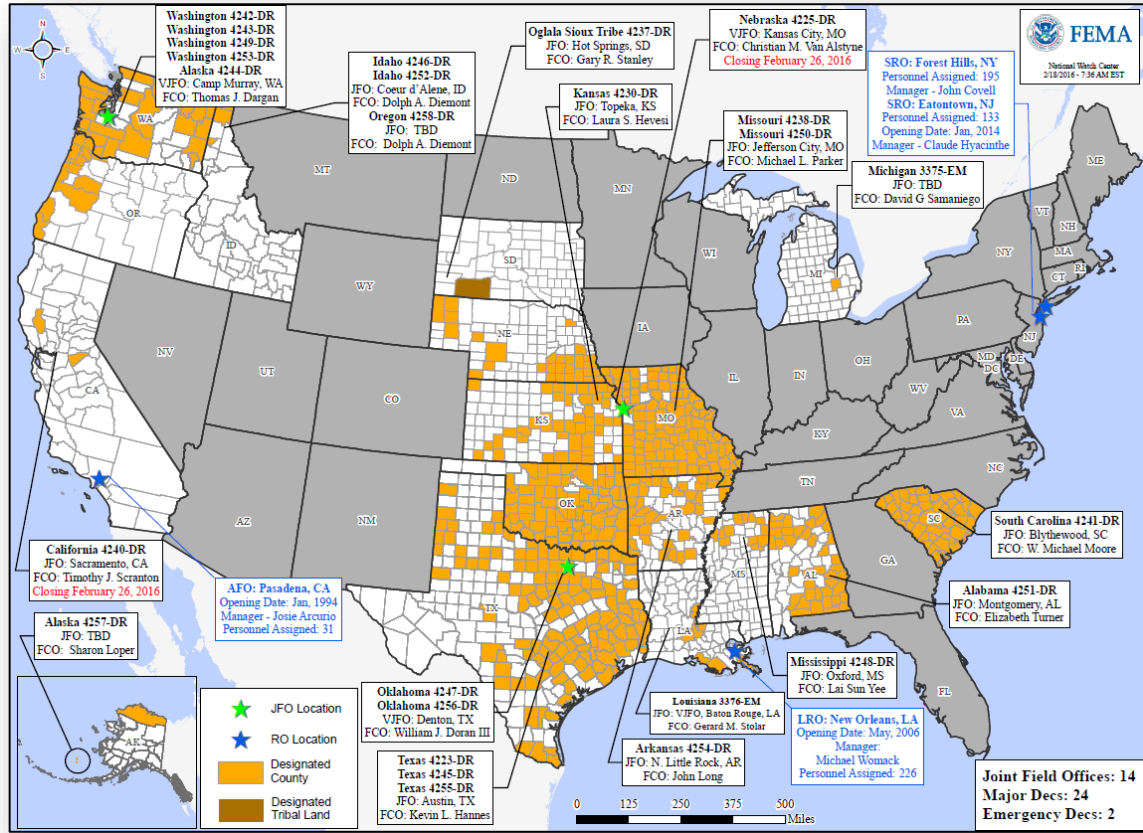


## February 19, 2016

- Request for Major Disaster Declaration for State of Maryland
- For severe winter storm and snowstorm during the period of January 22-23, 2016
- Requesting:
  - Public Assistance for 18 counties and Independent City of Baltimore
  - Snow Assistance for 17 counties and Independent City of Baltimore
  - Hazard Mitigation statewide



# Open Field Offices as of February 21



# Joint Preliminary Damage Assessments



Region	State / Location	Event	IA/PA	Number of Counties		Start – End
				Requested	Complete	
III	DC	Severe Winter Storm/Snowstorm January 22-23, 2016	PA	1	1	2/2 – 2/19
	VA	Severe Winter Storm/Snowstorm January 22-23, 2016	PA	22 counties & 10 cities	22 counties & 10 cities	2/8 – 2/18
	WV	Severe Winter Storm/Snowstorm January 22-23, 2016	PA	33	0	2/17 – TBD
IV	FL	Severe Storms/Tornadoes February 15, 2016	IA	1	0	2/22 – TBD



# FEMA Readiness – Deployable Teams /Assets



Deployable Teams/Assets									
Resource	Status	Total	FMC Available		Partially Available	Not Available	Detailed, Deployed, Activated	Comments	Rating Criterion
FCO		32	14	44%	0	1	17	Only 2 Type 1 FCOs available	OFDC Readiness: FCO Green Yellow Red Type 1 3+ 2 1 Type 2 4+ 3 2 Type 3 4 3 2
FDRC		8	3	38%	0	0	5		FDRC 3 2 1
US&R		27	27	100%	0	0	0		<ul style="list-style-type: none"> <li>Green = Available/FMC</li> <li>Yellow = Available/PMC</li> <li>Red = Out-of-Service</li> <li>Blue = Assigned/Deployed</li> </ul>
National IMAT		3	3	100%	0	0	0		<ul style="list-style-type: none"> <li>Green: 3 avail</li> <li>Yellow: 1-2 avail</li> <li>Red: 0 avail (<i>Individual N-IMAT red if 50% of Section Chiefs and/or Team Leader is unavailable for deployment.</i>)</li> </ul>
Regional IMAT		13	6	46%	0	0	9*	<p><b>Deployed:</b> RIV (Team 1) Deployed to AL RV (Team 1) Deployed to MI RVI (Team 1) Deployed to AR RVI (Team 2) Deployed to TX RVII Deployed to MO RIX (Team 2) Deployed to OR RX Deployed to WA</p> <p><b>*Deployed but Available to re-deploy:</b> RII (Deployed in place for Regional Relocation Taskforce) RVIII – Reconstituting (FMC on 2/22)</p>	<ul style="list-style-type: none"> <li>Green: 7 or more avail</li> <li>Yellow: 4 - 6 teams available</li> <li>Red: &gt; 8 teams deployed/unavailable</li> </ul> <p><i>R-IMAT also red if TL Ops/Log Chief is unavailable &amp; has no qualified replacement</i></p>
MERS Teams		18	16	89%	0	0	2	<p><b>Deployed:</b> Denton (2)</p>	<ul style="list-style-type: none"> <li>Green = &gt;66% available</li> <li>Yellow = 33% to 66% available</li> <li>Red = &lt;33% available</li> </ul>

# FEMA Readiness – National/Regional Teams



National/Regional Teams									
Resource	Status	Total	FMC Available		Partially Available	Not Available	Status	Comments	Rating Criterion
NWC		5	5	100%	0	0	Not Activated		<ul style="list-style-type: none"> <li>• Green = FMC</li> <li>• Yellow = PMC</li> <li>• Red = NMC</li> </ul>
NRCC		2	344	89%	0	44	Not Activated		
HLT		1	N/A	N/A	0	0	Not Activated		
DEST							Not Activated		
RRCCs		10	10	100%	0	0	Not Activated		
RWCs/MOCs		10	10	100%	0	0	Not Activated		



# FEMA

**FEMA's mission is to support our citizens and first responders to ensure that as a nation we work together to build, sustain, and improve our capability to prepare for, protect against, respond to, recover from, and mitigate all hazards.**