

The Disaster Center is dedicated to the idea that disaster mitigation is cost effective and individuals pursuing their own interest are the greatest potential force for disaster reduction.

Please consider making a small donation to the Disaster Center



When disaster mitigation is cost effective, we are on the road to bringing disasters to an end.



FEMA

Daily Operations Briefing

Tuesday, February 16, 2016

8:30 a.m. EST

Significant Activity: February 13-16



Significant Events: None

Significant Weather:

- Freezing rain possible – Middle Mississippi to Ohio Valley; Great Lakes to Northeast
- Flash flooding possible – Mid-Atlantic to Northeast
- Snow – Northern Plains to Great Lakes
- Heavy snow possible: Great Lakes
- Rain and snow – western High Plains to Northern Rockies and Cascades; Middle Mississippi Valley to Mid-Atlantic
- Rain and thunderstorms – Middle Mississippi Valley to Carolinas
- Red Flag Warnings: none; Elevated Fire Weather Areas: OK & TX
- Space Weather:
 - Past 24 hours – minor; geomagnetic storms reaching G1 level occurred
 - Next 24 hours – minor; geomagnetic storms reaching G1 level likely

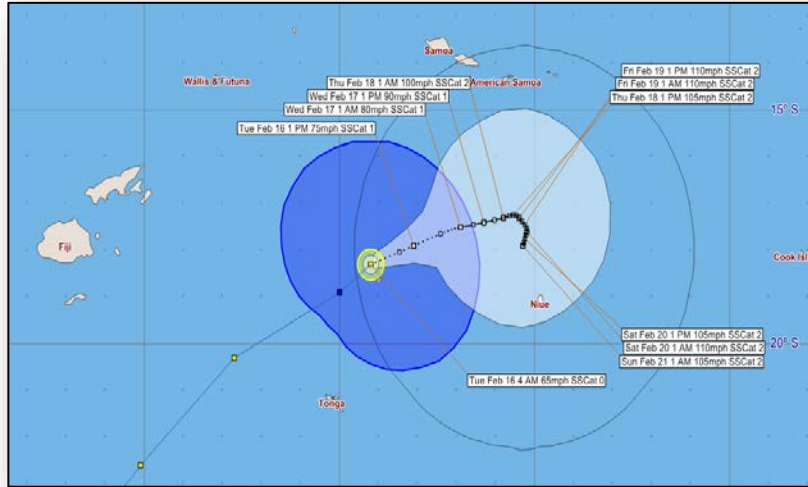
Tropical Activity: South Pacific: Tropical Cyclone 11P (Winston)

Earthquake Activity: No significant activity

Declaration Activity:

- Request for Major Disaster Declaration - Georgia

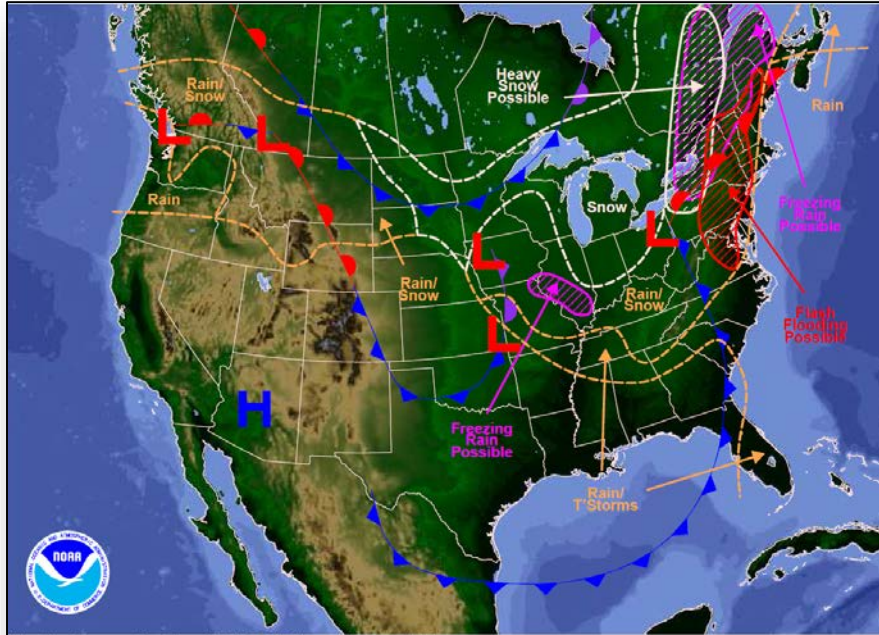
South Pacific – Tropical Cyclone 11P



Tropical Cyclone 11P (Winston) *(Advisory #13 as of 4:00 a.m. EST)*

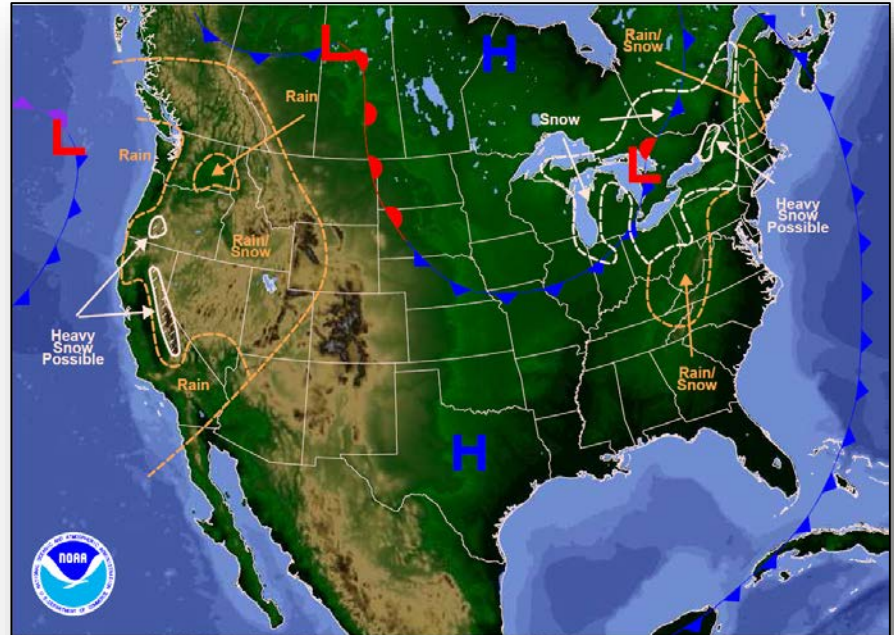
- Located 359 miles SW of Pago Pago, American Samoa
- Moving ENE at 13 mph
- Maximum sustained winds 65 mph
- Gradual strengthening next 24-48 hours
- Closest point of approach (CPA) to Pago Pago is 200 miles on Feb 19 at 1:00 pm EST
- No watches/Warnings in effect for American Samoa
- FEMA Region IX & American Samoa EOM are monitoring

National Weather Forecast



Weather Forecast for Tue, Feb 16, 2016, issued 3:30 AM EST
DOC/NOAA/NWS/NCEP/Weather Prediction Center
Prepared by McCreynolds based on WPC, SPC and NHC forecasts

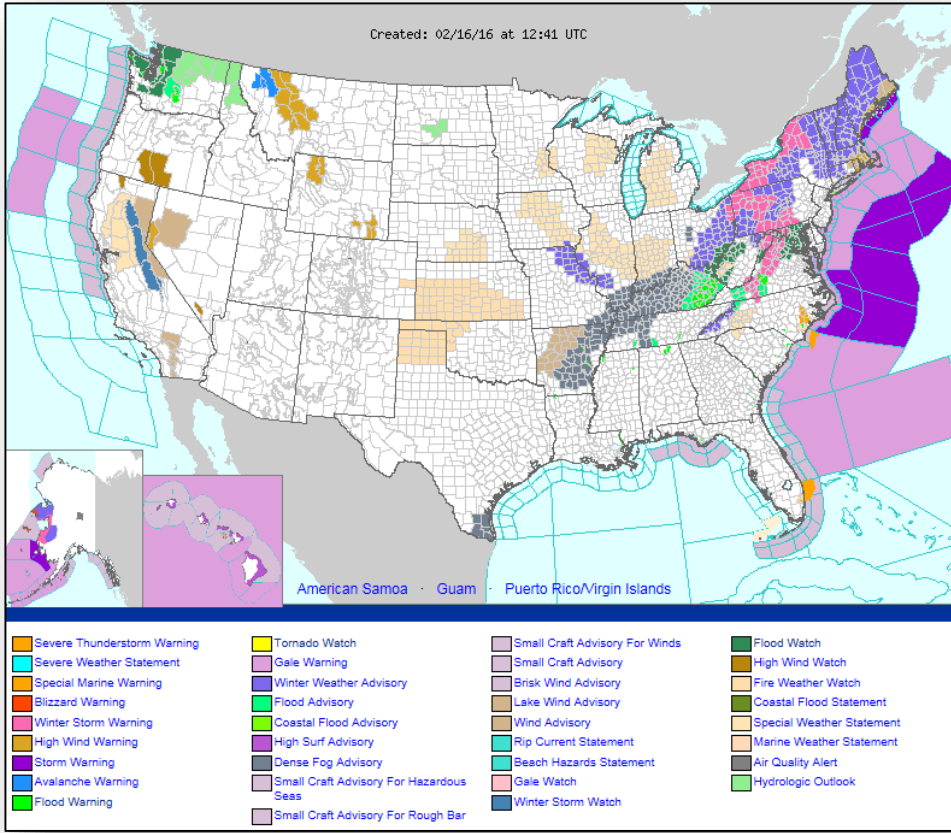
Today



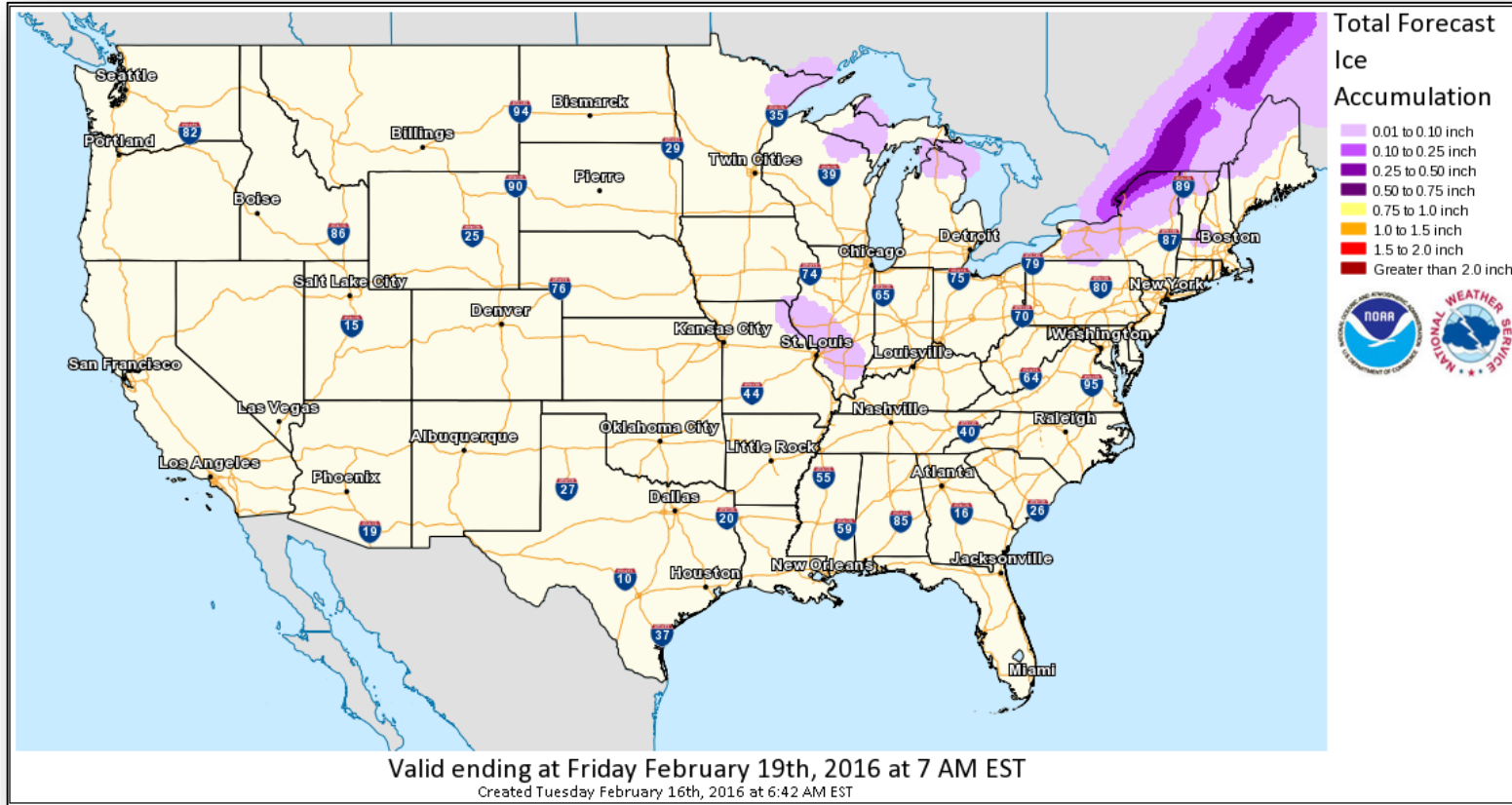
Weather Forecast for Wed, Feb 17, 2016, issued 3:33 AM EST Tue, Feb 16, 2016
DOC/NOAA/NWS/NCEP/Weather Prediction Center
Prepared by McCreynolds based on WPC, SPC and NHC forecasts

Tomorrow

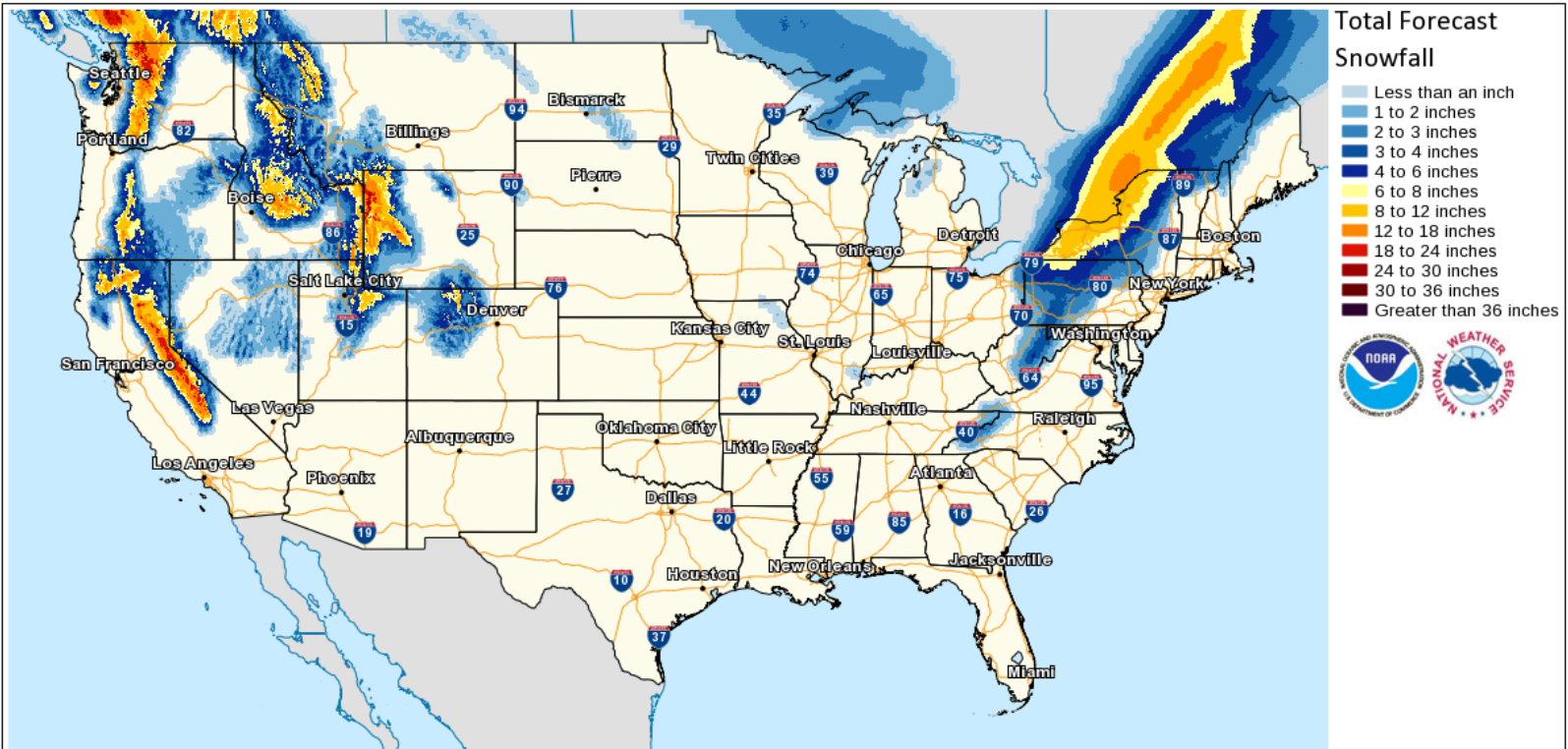
Active Watches/Warnings



Ice Forecast



Snow Forecast

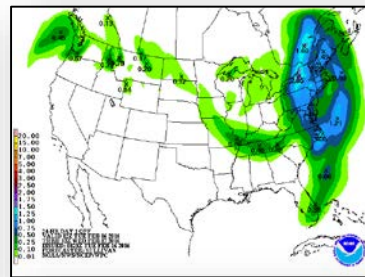
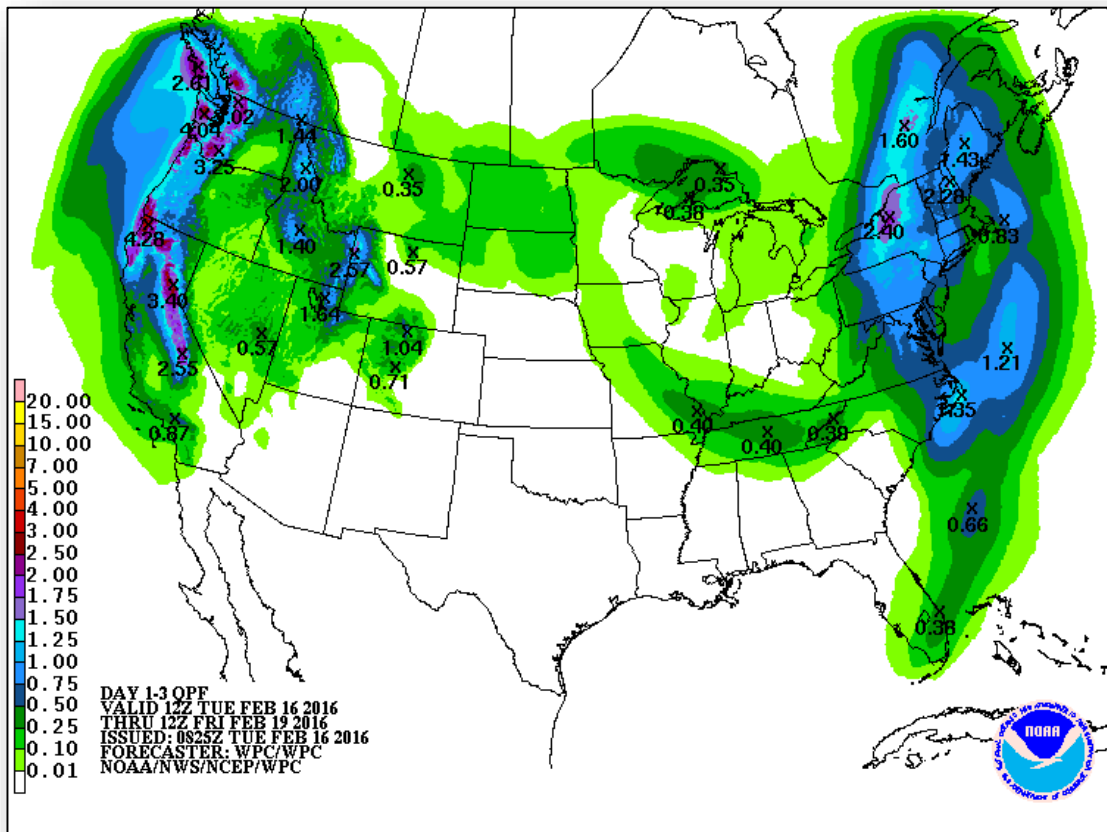


Valid ending at Friday February 19th, 2016 at 7 AM EST
Created Tuesday February 16th, 2016 at 6:42 AM EST

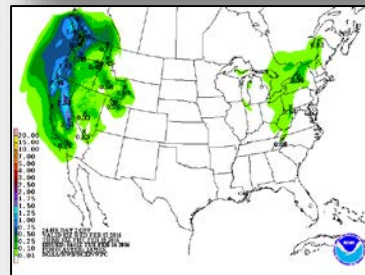
Precipitation Forecast, 1-3 Day



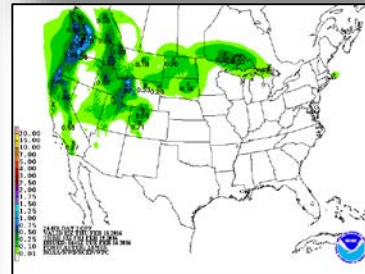
FEMA



Day 1

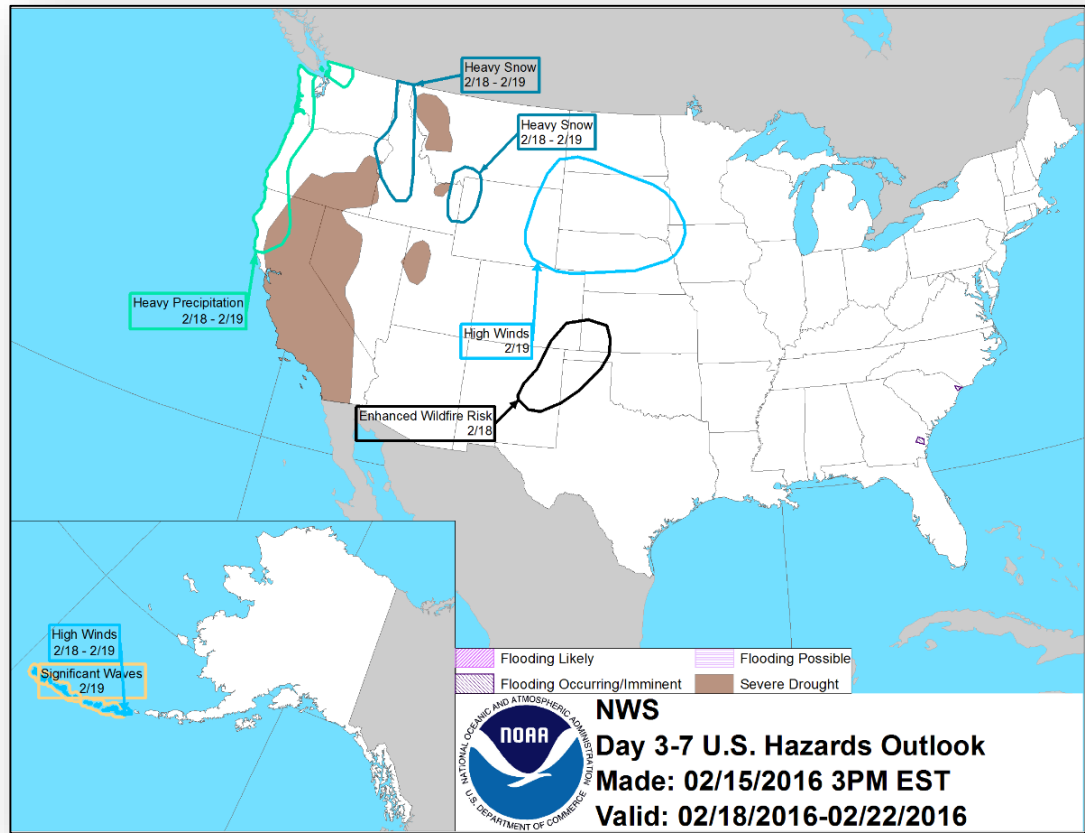


Day 2



Day 3

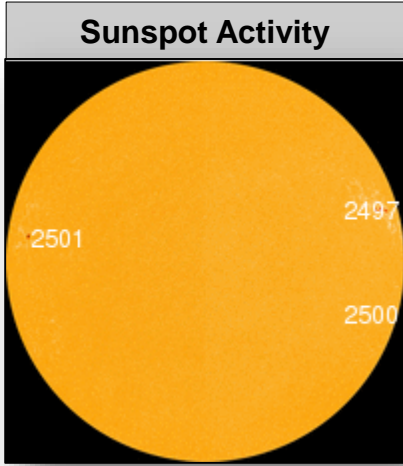

Hazard Outlook February 18-22



Space Weather



	Past 24 Hours	Current	Next 24 Hours
Space Weather Activity	Minor	None	Minor
Geomagnetic Storms	G1	None	G1
Solar Radiation Storms	None	None	None
Radio Blackouts	None	None	None



Disaster Requests & Declarations



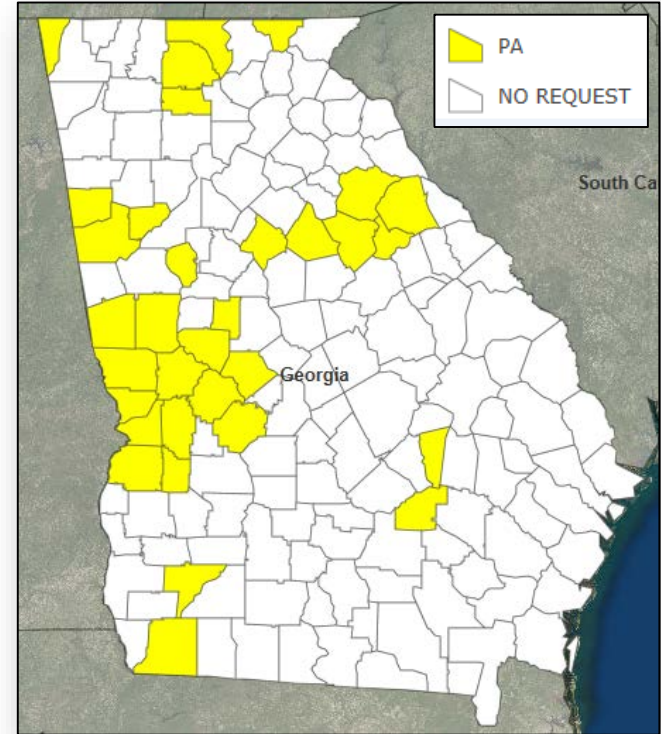
Declaration Requests in Process		Requests APPROVED (since last report)	Requests DENIED (since last report)
5	Date Requested	0	0
DC – DR Snowstorm	January 29, 2016		
AK – DR Winter Storm	February 1, 2016		
OR – DR Severe Winter Storms, Straight-line Winds, Flooding, Landslides, and Mudslides	February 2, 2016		
NJ – DR Severe Winter Storms, Snowstorm	February 11, 2016		
GA – Severe Thunderstorms, Flash Flooding, Flooding	February 10, 2016		

Major Disaster Declaration Request – GA



February 10, 2016

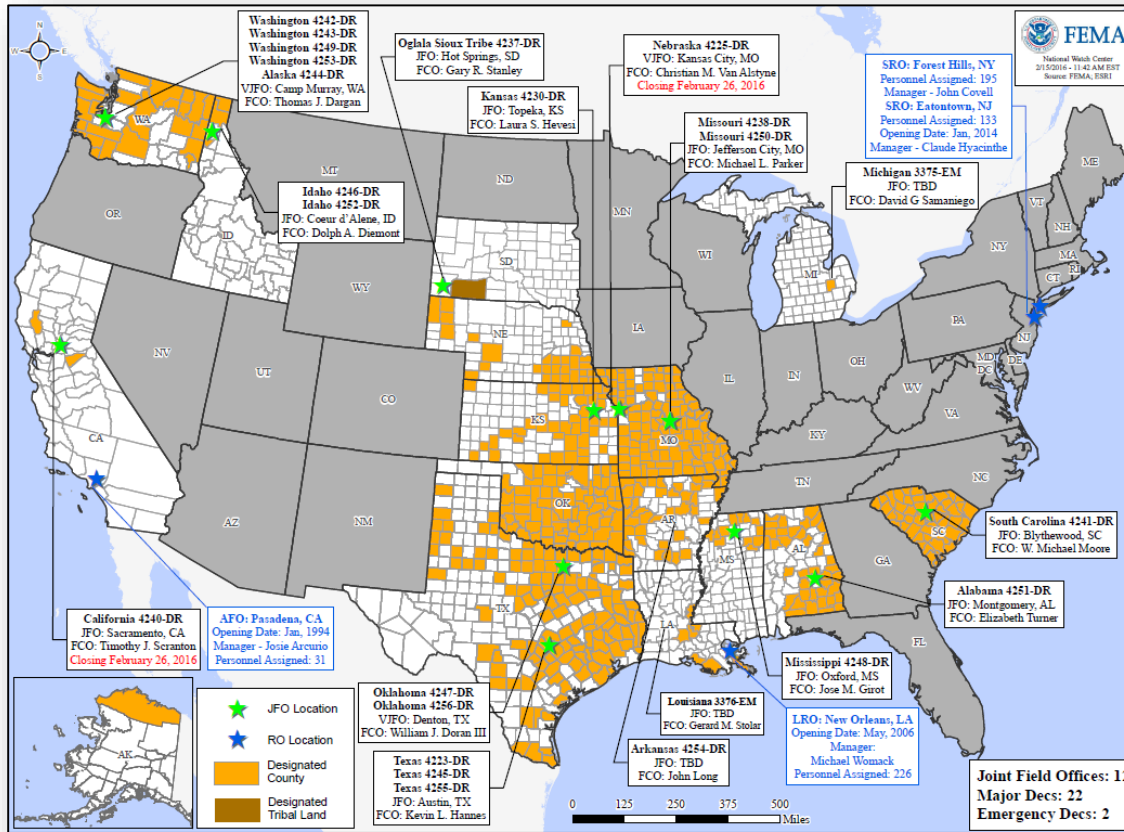
- Request for Major Disaster Declaration for the State of Georgia
- For severe storms and flooding during the period of December 22, 2015 to January 13, 2016
- Requesting:
 - Public Assistance for 33 counties
 - Hazard Mitigation statewide



Open Field Offices as of February 16



FEMA



Joint Preliminary Damage Assessments



Region	State / Location	Event	IA/PA	Number of Counties		Start – End
				Requested	Complete	
III	DC	Severe Winter Storm/Snowstorm January 22-23, 2016	PA	1	0	2/2 – TBD
	MD	Severe Winter Storm/Snowstorm January 22-23, 2016	PA	24	0	2/2 – TBD
	VA	Severe Winter Storm/Snowstorm January 22-23, 2016	PA	22 counties & 10 cities	0	2/8 – TBD
	DE	Severe Winter Storm/Snowstorm January 22-23, 2016	PA	1	0	2/16 – TBD
	WV	Severe Winter Storm/Snowstorm January 22-23, 2016	PA	33	0	2/17 – TBD

FEMA Readiness – Deployable Teams /Assets



Deployable Teams/Assets									
Resource	Status	Total	FMC Available		Partially Available	Not Available	Detailed, Deployed, Activated	Comments	Rating Criterion
FCO		32	14	44%	0	1	17	Only 2 Type 1 FCOs available	OFDC Readiness: FCO Green Yellow Red Type 1 3+ 2 1 Type 2 4+ 3 2 Type 3 4 3 2
FDRC		8	3	38%	0	0	5		FDRC 3 2 1
US&R		27	27	100%	0	0	0		<ul style="list-style-type: none"> Green = Available/FMC Yellow = Available/PMC Red = Out-of-Service Blue = Assigned/Deployed
National IMAT		3	3	100%	0	0	0		<ul style="list-style-type: none"> Green: 3 avail Yellow: 1-2 avail Red: 0 avail (<i>Individual N-IMAT red if 50% of Section Chiefs and/or Team Leader is unavailable for deployment.</i>)
Regional IMAT		13	7	54%	0	0	8*	<p>Deployed: RIV (Team 1) Deployed to AL RIV (Team 2) Returned 12 Feb RV (Team 1) Deployed to MI RVI (Team 1) Deployed to AR RVI (Team 2) Deployed to TX RVII Deployed to MO RX Deployed to WA</p> <p>*Deployed but Available to re-deploy: RII (Deployed in place for Regional Relocation Taskforce) RVIII Deployed to SD</p>	<ul style="list-style-type: none"> Green: 7 or more avail Yellow: 4 - 6 teams available Red: > 8 teams deployed/unavailable <p><i>R-IMAT also red if TL Ops/Log Chief is unavailable & has no qualified replacement</i></p>
MERS Teams		18	16	89%	0	0	2	<p>Deployed: Denton - 2</p>	<ul style="list-style-type: none"> Green = >66% available Yellow = 33% to 66% available Red = <33% available

MERS Availability Summary



FEMA

as of 2/15/2016

Legend			
	> 66%	< 66% & > 33%	< 33%
	Personnel Availability	Equipment Availability	% Deployed
Bothell MERS	91%	100%	2%
Denton MERS	77%	69%	17%
Denver MERS	100%	100%	0%
Frederick MERS	92%	83%	0%
Maynard MERS	86%	100%	2%
Thomasville MERS	96%	100%	0%
<i>Disaster Emergency Communications Division</i>			
Overall MERS Availability	90%	91%	4%

FEMA Readiness – National/Regional Teams



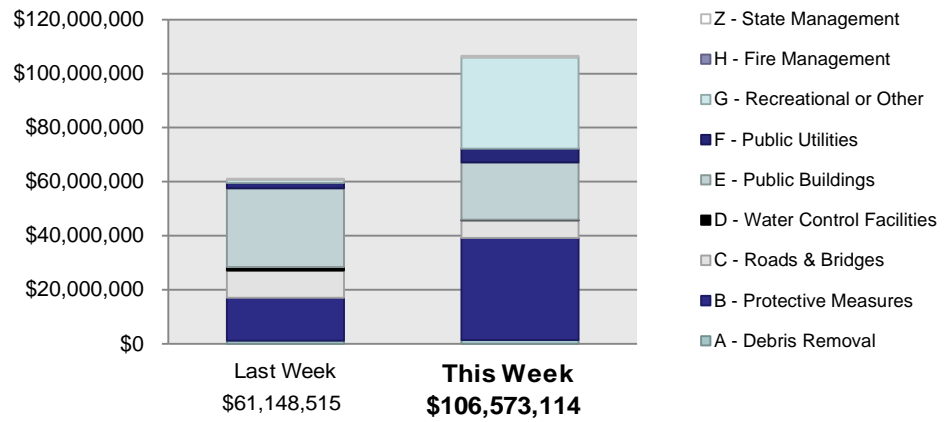
National/Regional Teams									
Resource	Status	Total	FMC Available		Partially Available	Not Available	Status	Comments	Rating Criterion
NWC		5	5	100%	0	0	Not Activated		<ul style="list-style-type: none"> • Green = FMC • Yellow = PMC • Red = NMC
NRCC		2	344	89%	0	44	Not Activated		
HLT		1	N/A	N/A	0	0	Not Activated		
DEST							Not Activated		
RRCCs		10	10	100%	0	0	Not Activated		
RWCs/MOCs		10	10	100%	0	0	Not Activated		

Public Assistance Grant Program



PA Project Worksheets Obligated in past week, as of 02/15/16 at 1500 EDT											
	Emergency Work		Permanent Work								
PA Category	A - Debris Removal	B - Protective Measures	C - Roads & Bridges	D - Water Control Facilities	E - Public Buildings	F - Public Utilities	G - Recreational or Other	H - Fire Management	Z - State Management	Total	
Number Of PWs Obligated	35	39	126	6	49	28	24	0	6	313	
Federal Share Obligated	\$1,476,217	\$37,694,624	\$6,549,267	\$283,480	\$21,118,570	\$5,088,225	\$33,747,658	\$0	\$615,071	\$106,573,114	

Public Assistance Obligated per Category In the Past 2 Weeks – 2/1/2016 through 2/15/2016



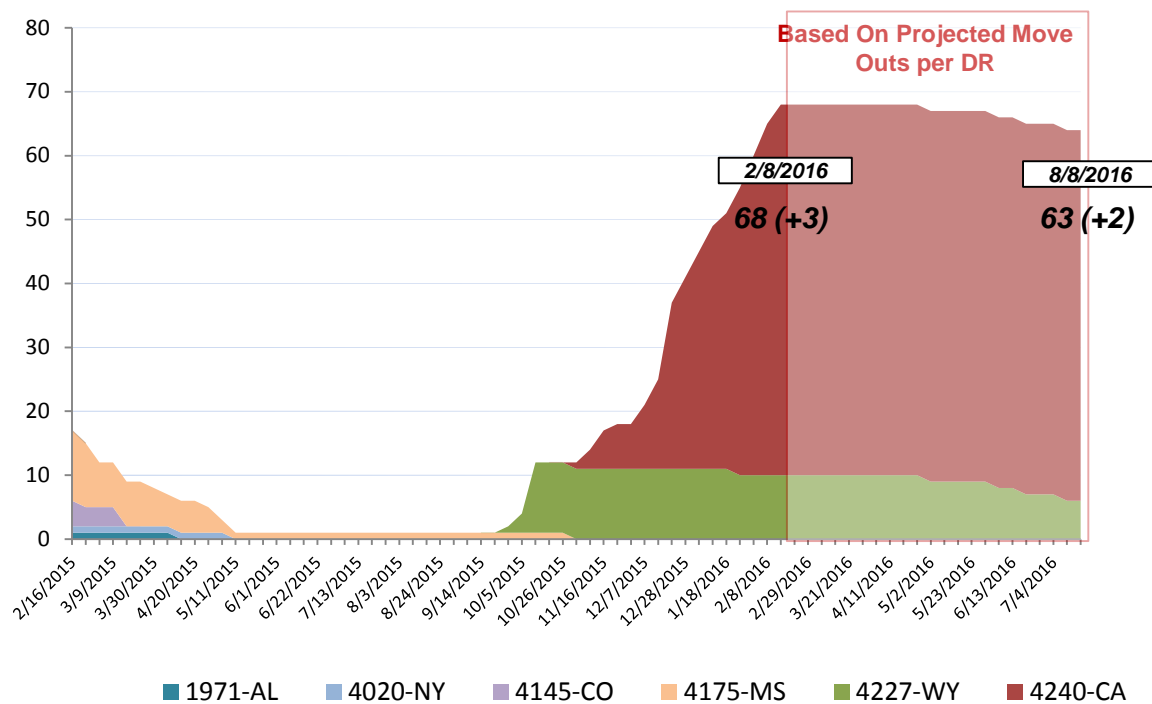
PA Highlights

- On 2/12 two Category G grants for over \$25 million were obligated to the New York Office of Management and Budget to repair damages to World's Fair Vaults and Cedar Grove Baseball Field as a result of DR-4085 Hurricane Sandy

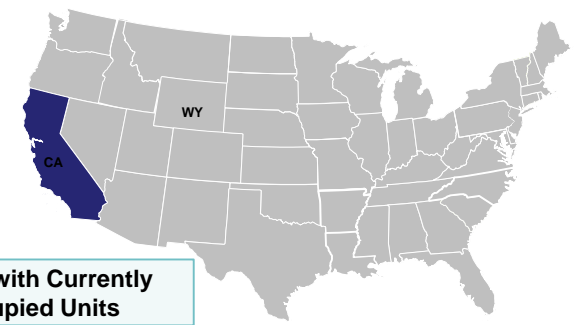
Direct Housing



Total Households in FEMA Direct Housing per State
 Past Year per Week, 2/16/2015 – 2/15/2016, Projected to 8/15/2016
 There are currently **68** Households Occupying **68** Temporary Units



DR	IA Declaration Date	Program End Date	Current # of Households in Direct Housing (Weekly Change)
4227-WY	7/7/2015	1/7/2017	10 (0)
4240-CA	9/22/2015	3/22/2017	58 (+3)



States with Currently Occupied Units

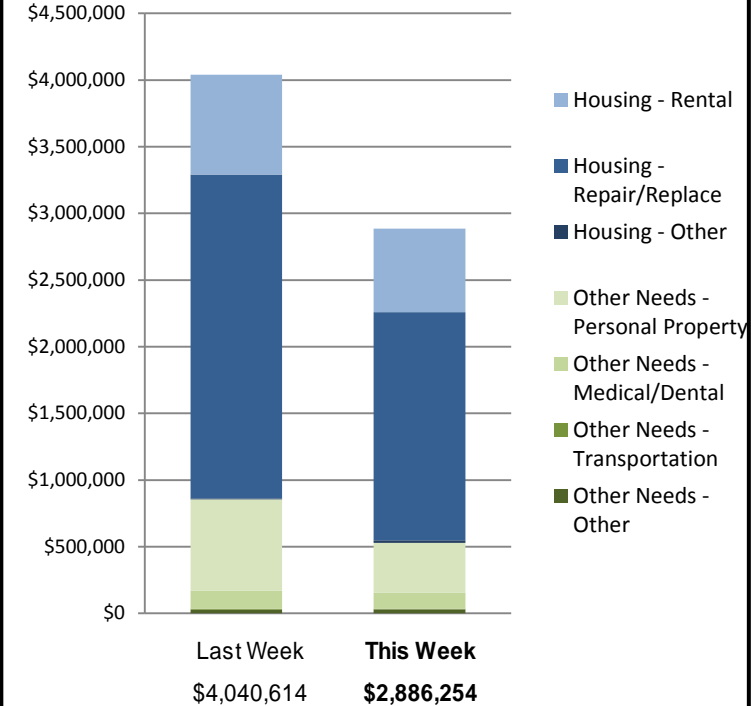
Individual Assistance Activity



Individuals and Households Program Activity as of 02/15/2016 at 0000 EST

			In Past 7 Days		Cumulative	
			Applicants Approved	Amount Approved	Applicants Approved	Amount Approved
Open Registration Period	4248-MS Declared 01-04-2016 End Of Reg Period 03-04-2016					
	Housing Assistance		12	\$47,204.30	259	\$1,985,873.71
	Other Needs Assistance		7	\$22,884.60	136	\$417,444.02
	Total IHP			\$70,088.90		\$2,403,317.73
	4250-MO Declared 01-21-2016 End Of Reg Period 03-21-2016					
	Housing Assistance		245	\$1,050,415.80	1,533	\$7,784,590.75
	Other Needs Assistance		105	\$282,785.71	551	\$1,672,169.90
	Total IHP			\$1,333,201.51		\$9,456,760.65
	4254-AR Declared 02-05-2016 End Of Reg Period 04-05-2016					
	Housing Assistance		64	\$408,088.49	64	\$408,088.49
Other Needs Assistance		9	\$20,996.17	9	\$20,996.17	
Total IHP			\$429,084.66		\$429,084.66	
Other IHP Active	9 Declarations IHP Programmatically Open - Closed Registration *					
	Housing Assistance		335	\$852,343.11		
	Other Needs Assistance		101	\$201,536.02		
	Total IHP			\$1,053,879.13		
Total IHP Approved in Past Week					\$2,886,254.20	

IHP Approved per Category In the Past 2 Weeks – 2/1/2016 through 2/15/2016





FEMA

FEMA's mission is to support our citizens and first responders to ensure that as a nation we work together to build, sustain, and improve our capability to prepare for, protect against, respond to, recover from, and mitigate all hazards.