

The Disaster Center is dedicated to the idea that disaster mitigation is cost effective and individuals pursuing their own interest are the greatest potential force for disaster reduction.

Please consider making a small donation to the Disaster Center



When disaster mitigation is cost effective, we are on the road to bringing disasters to an end.



# **FEMA**

## **Daily Operations Briefing**

**Saturday, January 23, 2016**

**8:30 a.m. EST**

# Significant Activity: Jan 22-23



**Significant Events:** Winter Storm – Eastern U.S.

**Significant Weather:**

- Heavy snow – Sierras; Central Appalachians to Mid-Atlantic/Northeast
- Snow – Ohio/Tennessee Valleys, Central/Southern Appalachians, Mid-Atlantic and Northeast
- Rain and snow – Pacific Northwest, Northern/Central Rockies and Central Great Basin, Northern/Central Plains and Southwest
- Rain – Pacific Northwest to CA and portion of Southeast
- Red Flag Warnings / Elevated Fire Weather conditions – None
- Space weather: Past 24 hours – None; next 24 hours – None

**Declaration Activity:**

- Amendment No. 2 for FEMA-4248-DR-MS

**Earthquake Activity:** No significant activity

# Winter Storm – Eastern U.S.



## Situation:

- Major winter storm ongoing for East Coast today into early Sunday. Winter Storm Warnings from GA to MA; Blizzard Warnings from VA to NY. Coastal flooding concerns from DE to MA. High winds expected with gusts up to 60 mph in Northeast
- Snow changes from light to heavy wet snow in Mid-Atlantic and Northeast with icing conditions in parts of MD, DE & NJ

## Impacts:

- Fatalities/Injuries: 9 fatalities (NC: 6 confirmed; TN: 2 unconfirmed; VA: 1 unconfirmed)
- Power: Approximately 200k customers without power across FEMA Regions II-IV (*DOE Eagle-I, 05:30 am*)
  - Region II: 10k; most in NJ 8k
  - Region III: 31k; VA 8k; MD 10k; and DC 8k
  - Region IV: 159k; NC 138k, SC 14k, and KY 9k
- Transportation: DC Metro and NJ Transit suspended service; Amtrak operating modified schedule with no service south of DC; numerous flight cancelations/delays nationwide
- No shortfalls or unmet needs; no requests for FEMA assistance

## State/Local Preparations/Response:

- State of Emergencies declared: SC, VA, PA, MD, WV, NC, KY, TN, NJ, & DC
- EOC Status: DC, VA, & NC Fully Activated; NJ, NY, DE, MD, PA, WV, TN, KY, GA, & MS Partially Activated
- 1,140 National Guardsman activated (484 in VA; 180 in NJ, 171 in DC, 101 in KY)
- Shelters: Warming centers & shelters available; minimal occupants (*as of 8 am EST*)

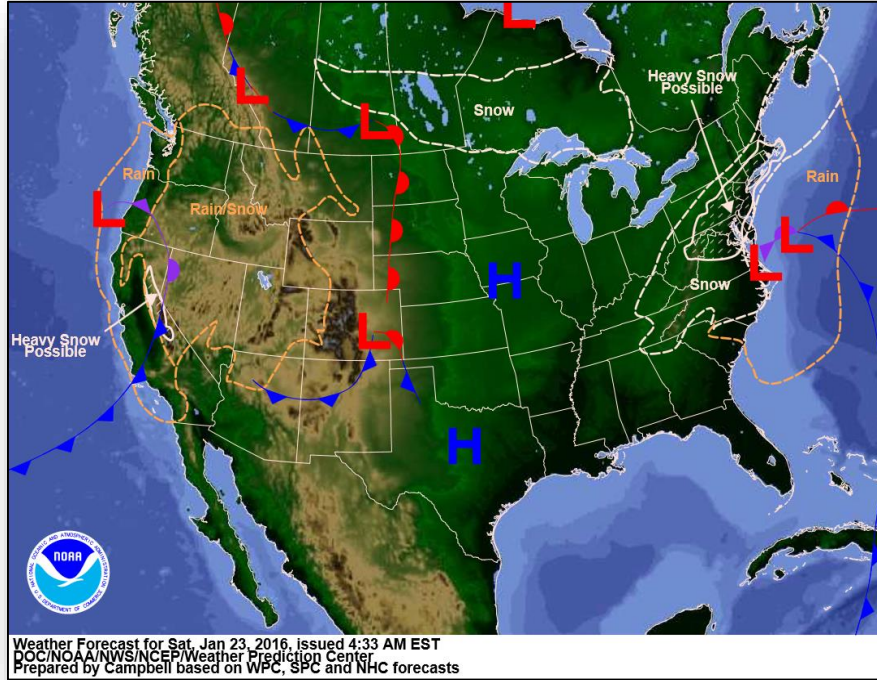


Photo Credit: [cnn.com](http://cnn.com)

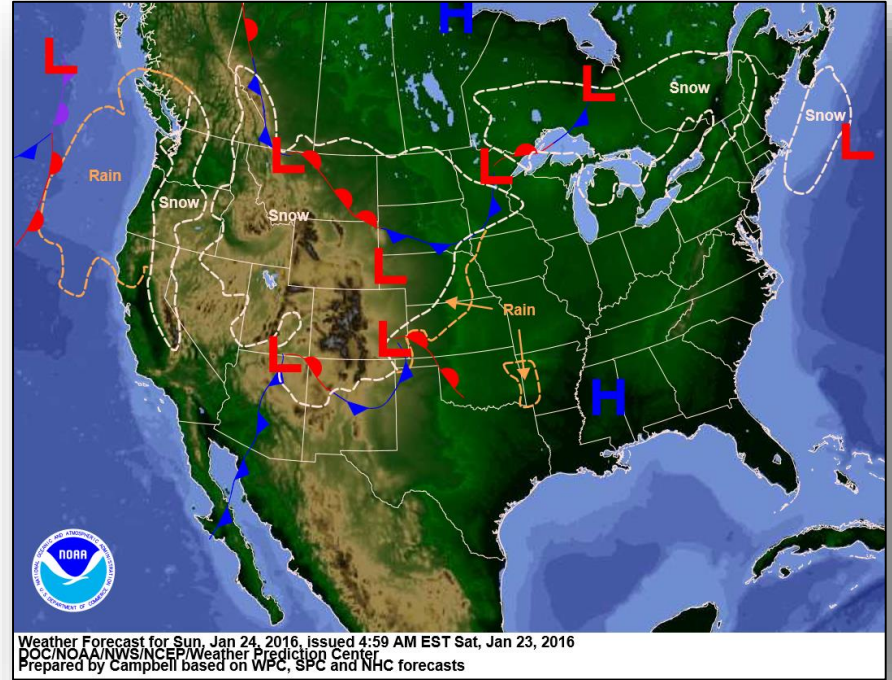
## Federal Response:

- FEMA NWC Enhanced Watch; FEMA Region III RRCC is Partially Activated; FEMA Region IV Enhanced Watch; all other at Normal Ops
  - LNOs deployed to MD, VA, GA, PA, & NC EOCs; Team deployed to DCHSEMA
  - FEMA HQ Logistics: LMD personnel deployed to MCC in DC; ISB personnel deployed to FSA at JB Anacostia-Bolling
  - MERS personnel and 2 MCOVs deploying to support ISB team and FSA operations
- USACE postured to support temporary power requirements as required

# National Weather Forecast

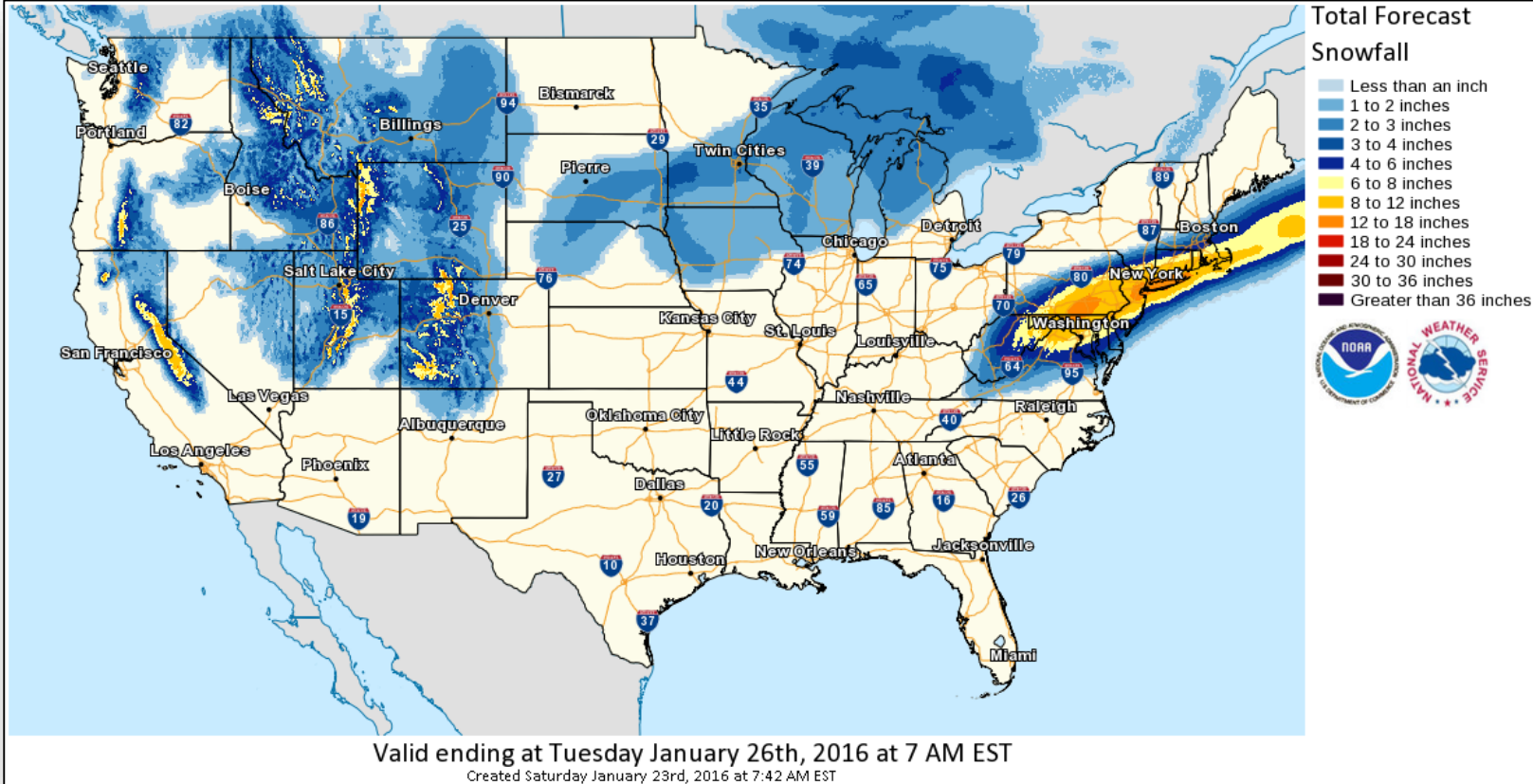


*Today*



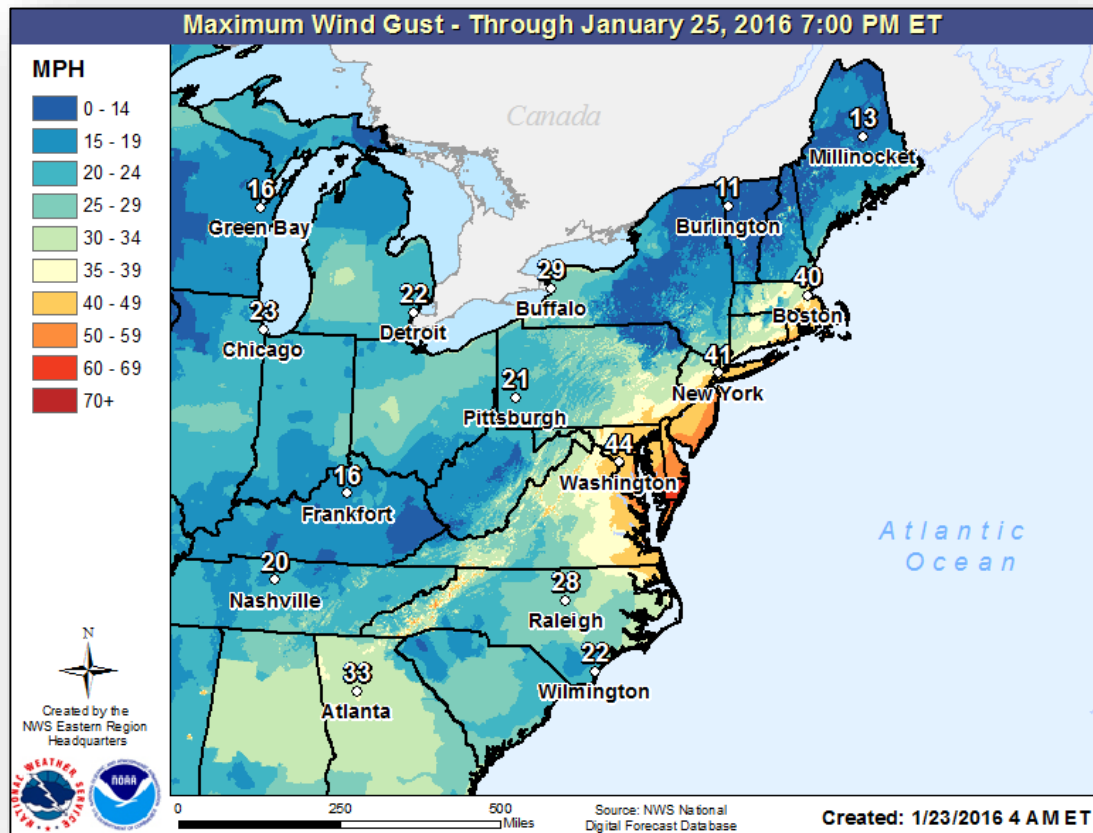
*Tomorrow*

# Snowfall Forecast

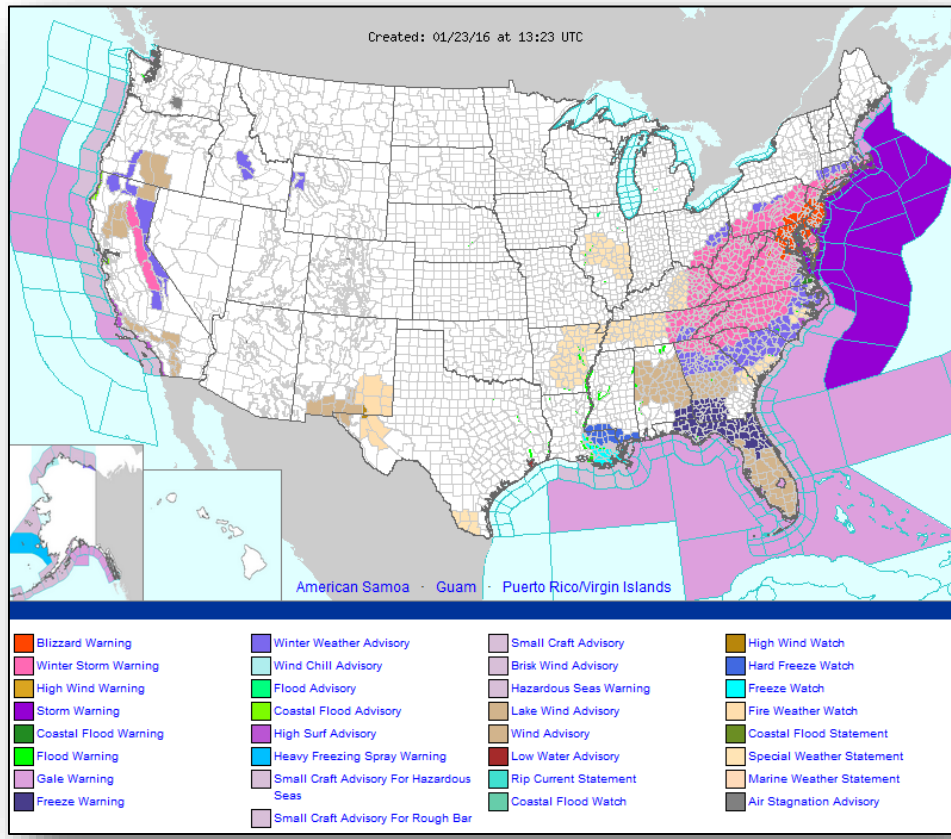




# Maximum Forecast Wind Gusts

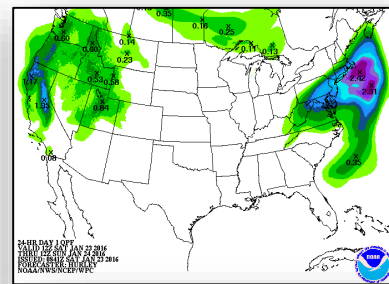
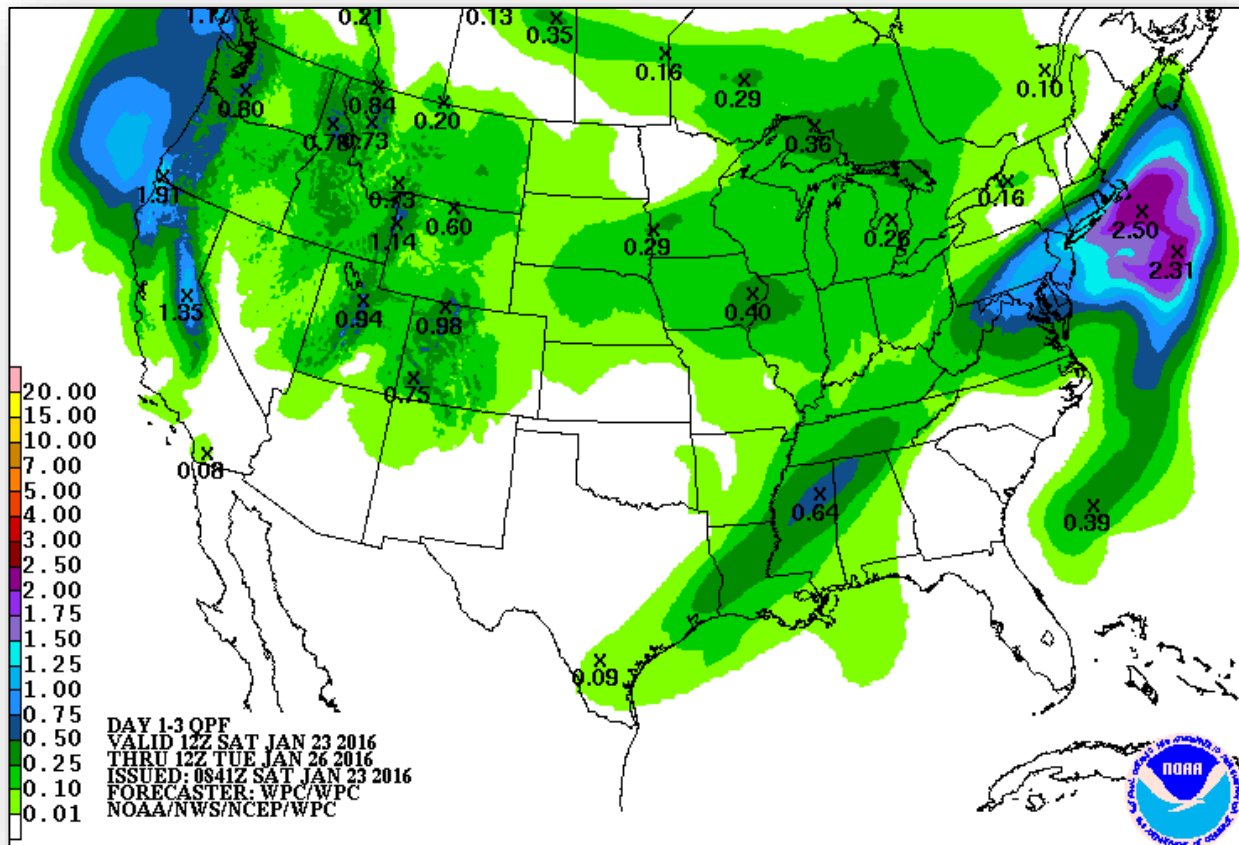


# Active Watches/Warnings

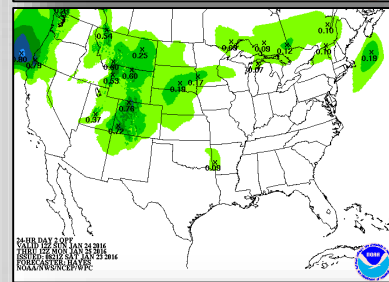




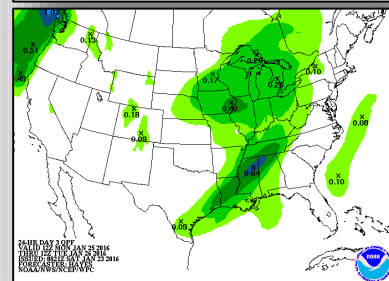
# Precipitation Forecast, 1-3 Day



Day 1

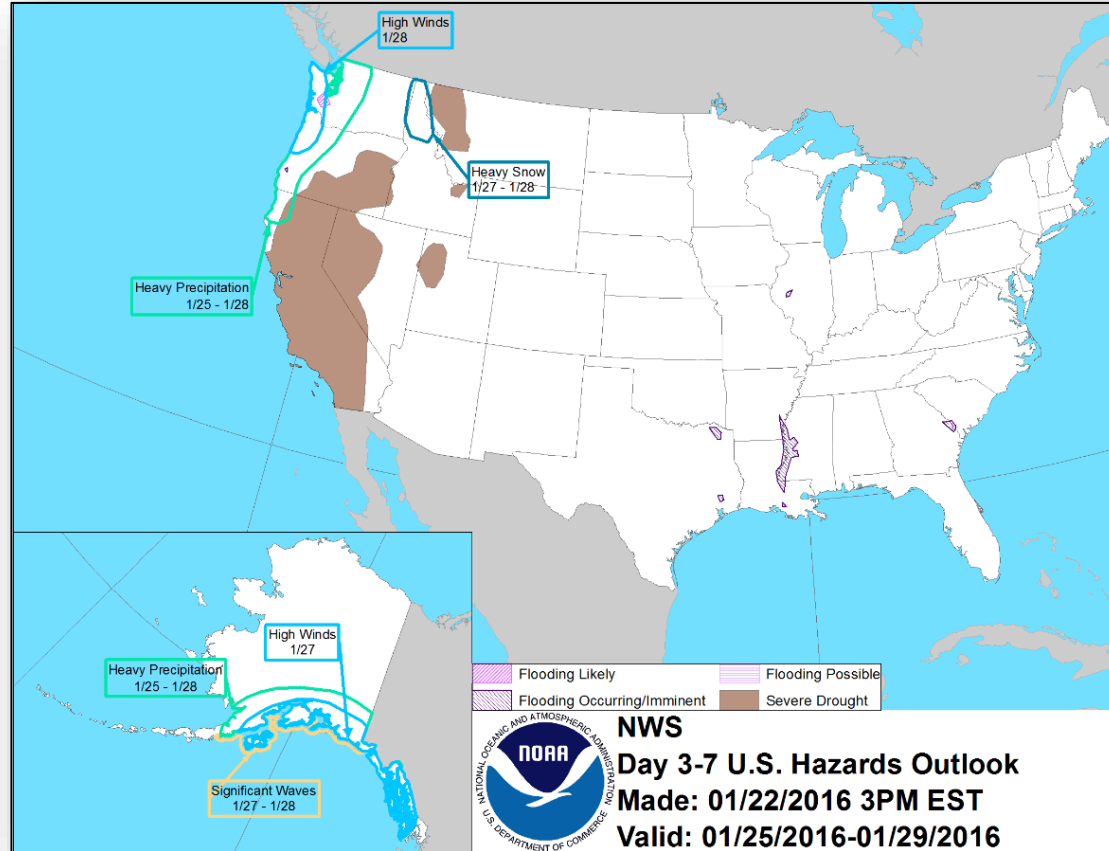


Day 2





Day 3

# Hazard Outlook, January 25-29



# Space Weather

	Past 24 Hours	Current	Next 24 Hours
Space Weather Activity	None	None	None
Geomagnetic Storms	None	None	None
Solar Radiation Storms	None	None	None
Radio Blackouts	None	None	None



# Disaster Requests & Declarations



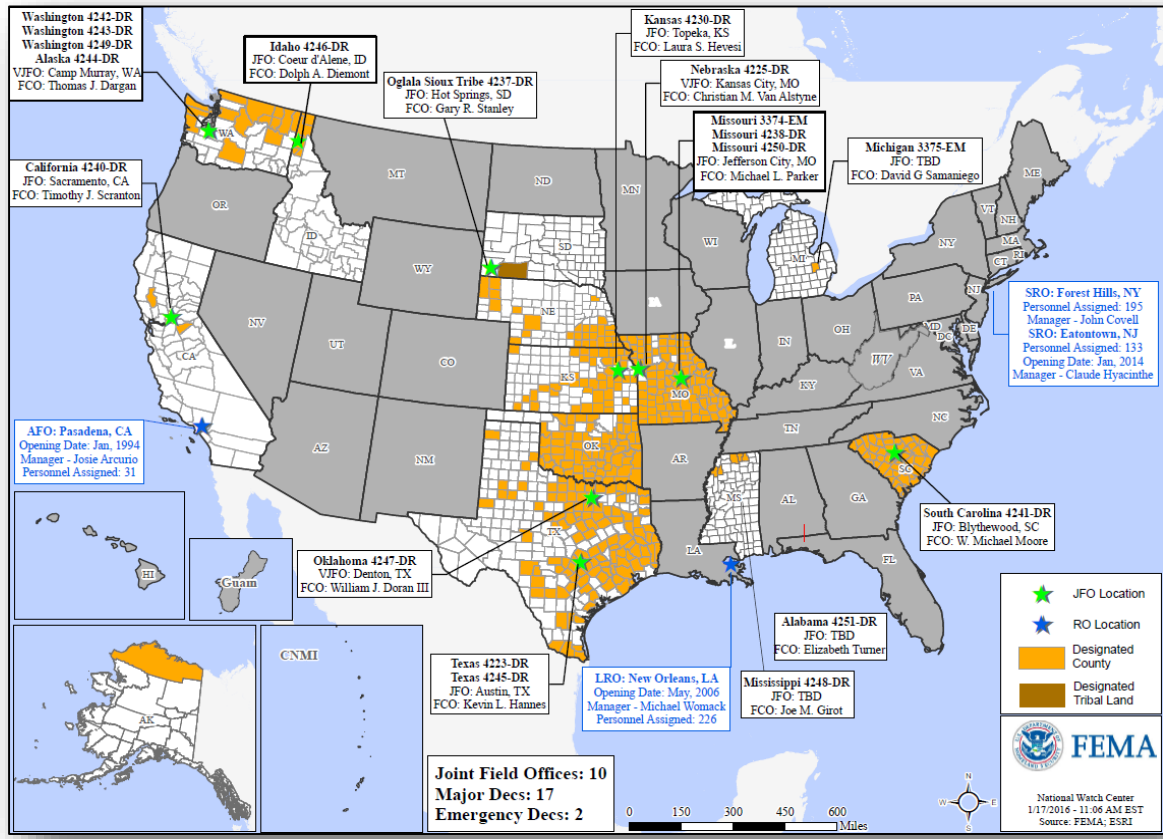
Declaration Requests in Process		Requests APPROVED (since last report)	Requests DENIED (since last report)
2	Date Requested	0	1
LA – EM Severe Storms & Flooding	January 8, 2016		
MI – DR (Expedited) Appeal – Contaminated Water	January 20, 2016		Denied January 22, 2016
ID – DR Severe Winter Storm	January 20, 2016		

# Disaster Amendments



Amendment	Effective Date	Action
Amendment No. 2 FEMA-4248-DR-MS	January 22, 2016	Adds: 2 Counties for IA & PA, 1 County for IA & 3 Counties for PA

# Open Field Offices as of January 23



SRO: Forest Hills, NY  
Personnel Assigned: 195  
Manager - John Covell  
SRO: Eatontown, NJ  
Personnel Assigned: 133  
Opening Date: Jan, 2014  
Manager - Claude Hyacinthe

**FEMA**  
National Watch Center  
1/17/2016 - 11:06 AM EST  
Source: FEMA, ESRI



# Joint Preliminary Damage Assessments



Region	State / Location	Event	IA/PA	Number of Counties		Start – End
				Requested	Complete	
IV	AL	Severe Weather & Flooding December 23, 2015 – continuing	PA	47	45	1/7 – TBD
	GA	Severe Weather & Flooding December 23, 2015 – continuing	PA	27	4	1/20 – TBD
VI	TX	Severe Storms December 26, 2015 – continuing	IA	6	6	12/30 – 1/6
			PA	22	17	12/31 – TBD
	AR	Severe Storms & Flooding December 26, 2015 – continuing	IA	19	19	1/11 – 1/21
			PA	42	39	1/6 – TBD
	OK	Severe Winter Storms December 26, 2015 – continuing	IA	9	7	1/19 – TBD
			PA	41	38	1/5 – TBD
VII	MO	Flooding & Flash Flooding December 22, 2015 – continuing	IA	41	41	1/6 – 1/13
			PA	40	38	1/13 – TBD

# FEMA Readiness – Deployable Teams /Assets



Deployable Teams/Assets									
Resource	Status	Total	FMC Available		Partially Available	Not Available	Detailed, Deployed, Activated	Comments	Rating Criterion
FCO	Yellow	39	21	54%	0	3	15	Only 2 Type1 FCOs are available	OFDC Readiness: FCO Green Yellow Red Type 1 3+ 2 1 Type 2 4+ 3 2 Type 3 4 3 2  FDRC 3 2 1
FDRC	Green	8	3	38%	0	0	5		
US&R	Green	28	27	96%	0	1	0	NM-TF1 (Red) - Personnel shortages	<ul style="list-style-type: none"> <li>Green = Available/FMC</li> <li>Yellow = Available/PMC</li> <li>Red = Out-of-Service</li> <li>Blue = Assigned/Deployed</li> </ul>
National IMAT	Green	3	3	100%	0	0	0	Elements of IMAT East-1 are deployed to the HHS SOC in DC	<ul style="list-style-type: none"> <li>Green: 3 avail</li> <li>Yellow: 1-2 avail</li> <li>Red: 0 avail (<i>Individual N-IMAT red if 50% of Section Chiefs and/or Team Leader is unavailable for deployment.</i>)</li> </ul>
Regional IMAT	Green	13	7	54%	0	0	8	<b>Deployed:</b> RIV (Team 2) Deployed to MS RV (Team 1) Deployed to MI RVI (Team 1) Returned to Region (1/22) RVI (Team 2) Deployed to TX RVII Deployed to MO RIX (Team 2) Deployed to CA RX Deployed to WA <b>Available to re-deploy, as needed:</b> RVIII Deployed to OST, SD RIX (Team 1) Deployed to CA	<ul style="list-style-type: none"> <li>Green: 7 or more avail</li> <li>Yellow: 4 - 6 teams available</li> <li>Red: &gt; 8 teams deployed/unavailable</li> </ul> R-IMAT also red if TL Ops/Log Chief is unavailable & has no qualified replacement
MERS Teams	Green	18	16	89%	0	0	2	1 Team Deployed to MI 1 Team Deployed to DC	<ul style="list-style-type: none"> <li>Green = &gt;66% available</li> <li>Yellow = 33% to 66% available</li> <li>Red = &lt;33% available</li> </ul>

# FEMA Readiness – National/Regional Teams



National/Regional Teams									
Resource	Status	Total	FMC Available		Partially Available	Not Available	Status	Comments	Rating Criterion
NWC		5	5	100%	0	0	Activated	Enhanced Watch W/Logistics Support	<ul style="list-style-type: none"> <li>• Green = FMC</li> <li>• Yellow = PMC</li> <li>• Red = NMC</li> </ul>
NRCC		2	344	89%	0	44	Not Activated		
HLT		1	N/A	N/A	0	0	Not Activated		
DEST							Not Activated		
RRCCs		10	10	100%	0	0	Activated	RIII Partial Activation	
RWCs/MOCs		10	10	100%	0	0	Activated	RIV Enhanced Watch	



# FEMA

**FEMA's mission is to support our citizens and first responders to ensure that as a nation we work together to build, sustain, and improve our capability to prepare for, protect against, respond to, recover from, and mitigate all hazards.**