

The Disaster Center is dedicated to the idea that disaster mitigation is cost effective and individuals pursuing their own interest are the greatest potential force for disaster reduction.

Please consider making a small donation to the Disaster Center



When disaster mitigation is cost effective, we are on the road to bringing disasters to an end.



FEMA

Daily Operations Briefing

Wednesday, January 13, 2016

8:30 a.m. EST

Significant Activity: Jan 12-13



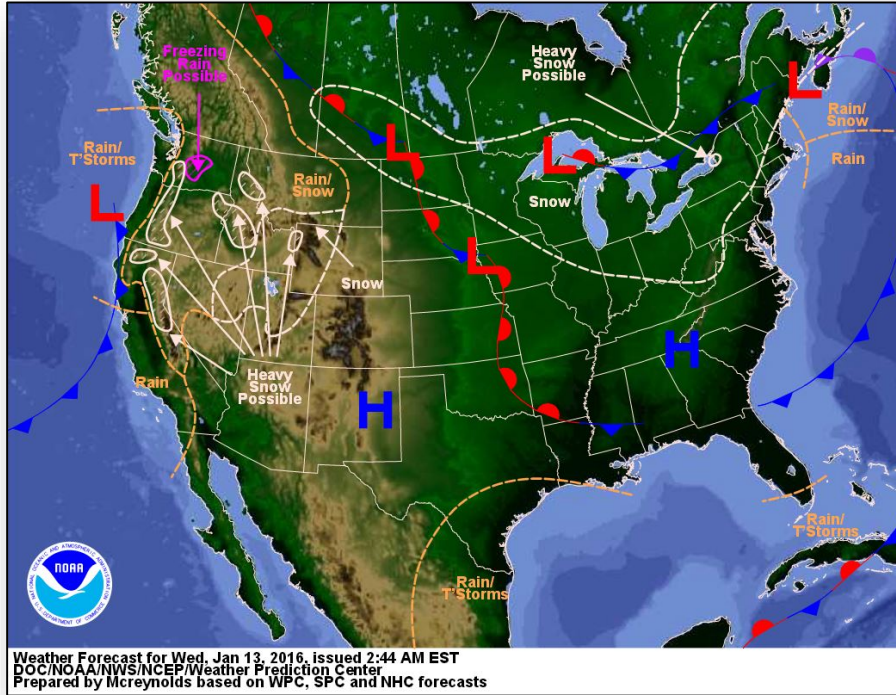
Significant Events: None

Significant Weather:

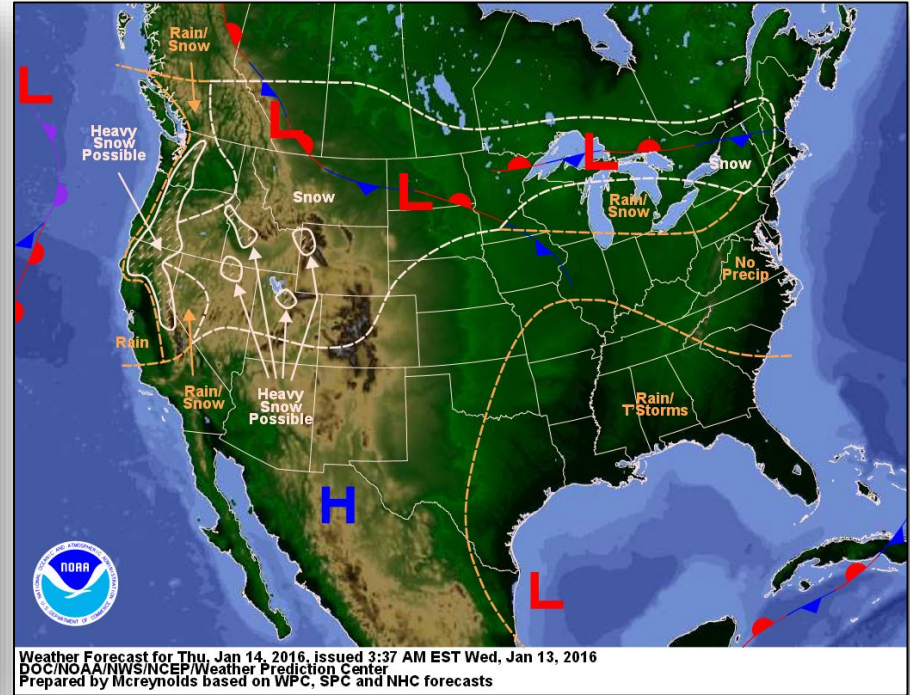
- Flooding – Central and Southern US
- Heavy snow – Northeast and Great Lakes
- Snow/rain – Pacific Northwest
- Cold temperatures – Upper Midwest/Great Lakes
- Red Flag Warnings / Elevated Fire Weather conditions: None
- Space Weather Storms: No space storms observed the past 24 hours; no storms predicted for the next 24 hours

Declaration Activity: None

National Weather Forecast

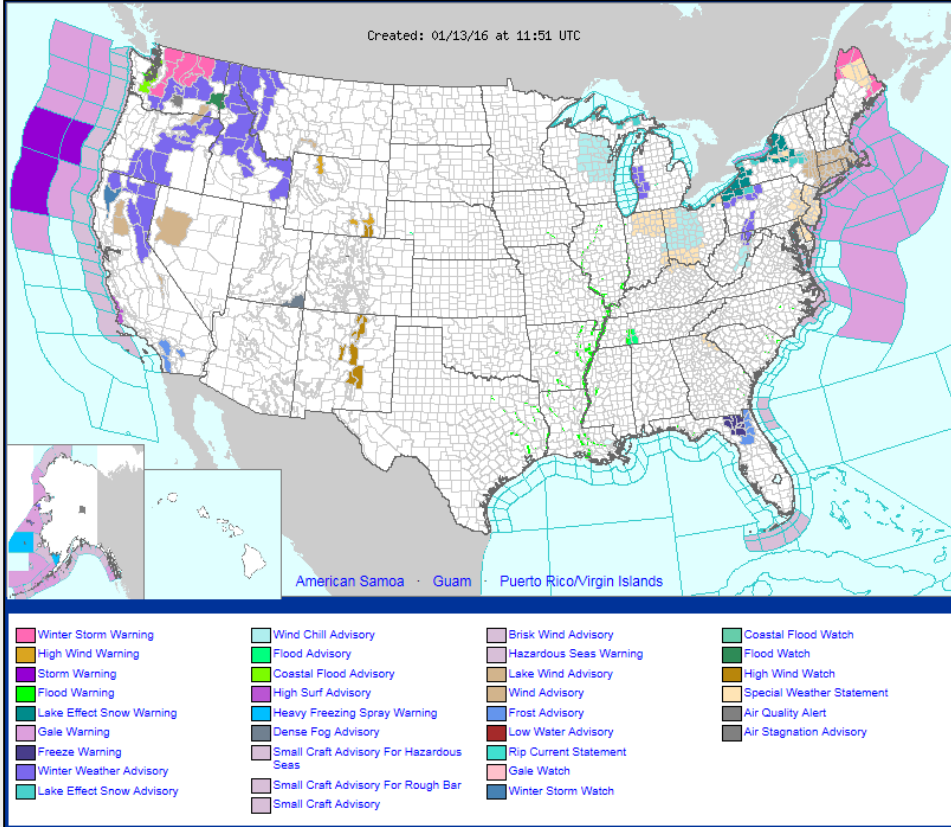


Today

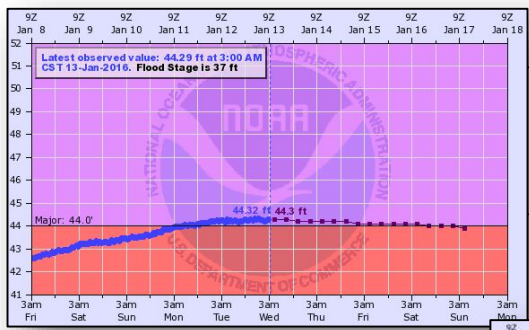


Tomorrow

Active Watches/Warnings

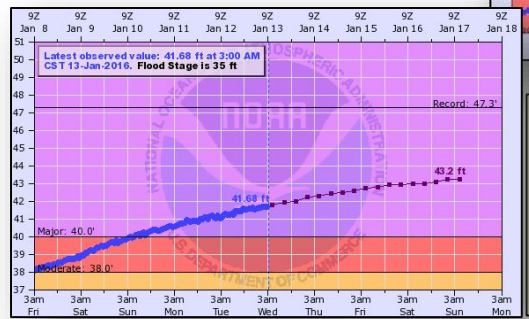
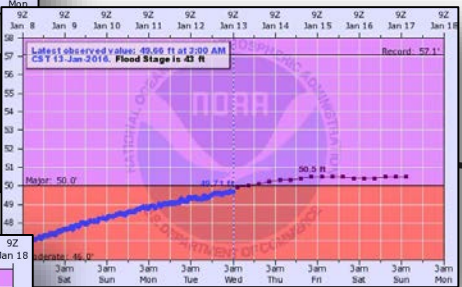


Mississippi River

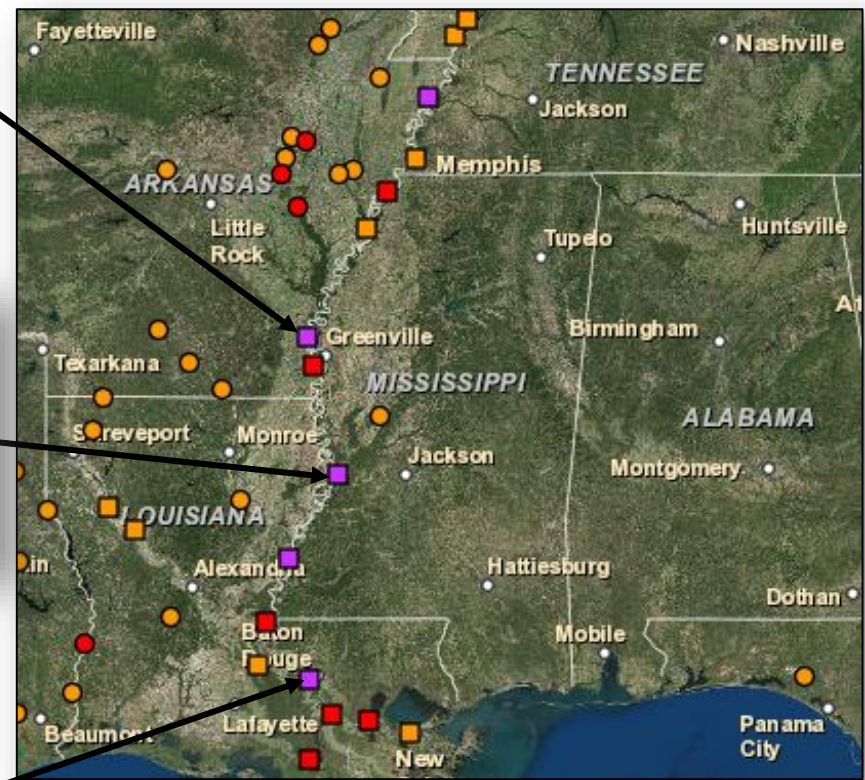


Mississippi River @ Arkansas City:
 Current Level: 44.3
 Forecast Peak 44.3 (Jan 12)
 - Southern portions of the city become flooded

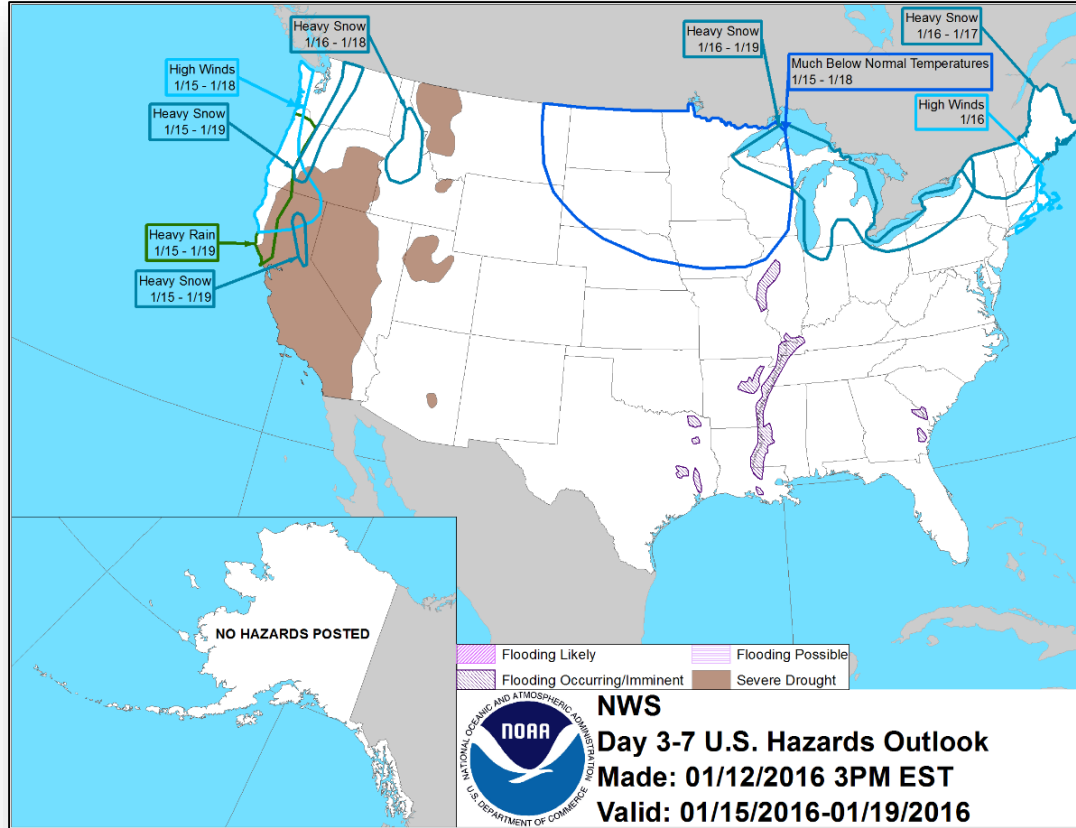
Mississippi River @ Vicksburg:
 Current Level: 49.7
 Forecast Peak 50.5 (Jan 15)
 - 140 homes currently threatened @ current level



Mississippi River @ Baton Rouge:
 Current Level: 41.7
 Forecast Peak 42.4 (Jan 15)
 - Bonnet Carre Spillway slowly opening as of Jan 10; 20 gates currently open
 - Gates will continue to be opened until the 17/18th, with a max of 200 gates
 - Morganza Spillway will NOT open

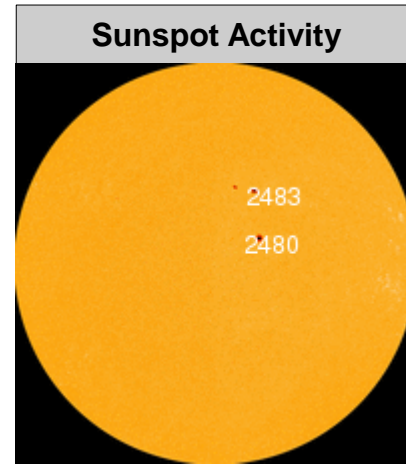



Hazard Outlook, Jan 15-19



Space Weather

	Past 24 Hours	Current	Next 24 Hours
Space Weather Activity	None	None	None
Geomagnetic Storms	None	None	None
Solar Radiation Storms	None	None	None
Radio Blackouts	None	None	None

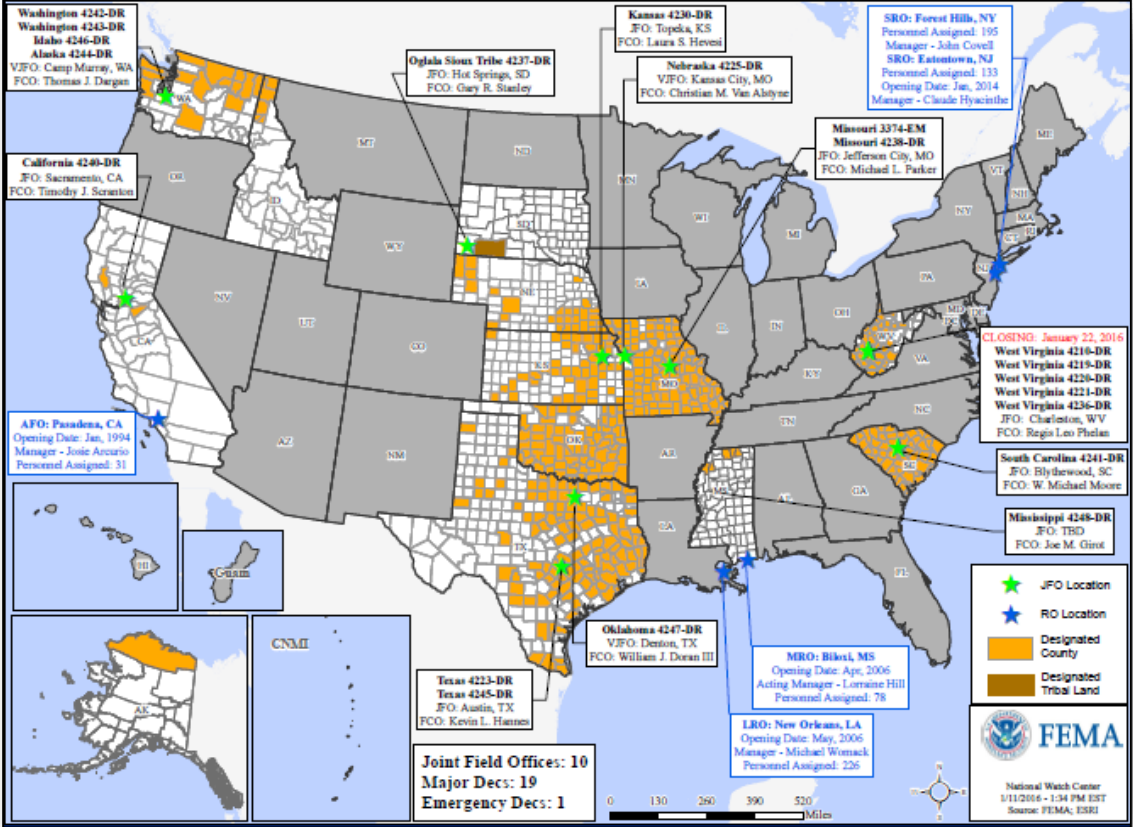


Disaster Requests & Declarations



Declaration Requests in Process		Requests APPROVED (since last report)	Requests DENIED (since last report)
2	Date Requested	0	0
LA – EM Severe Storms and Flooding	January 8, 2016		
WA – DR Severe Winter Storms, Straight-Line winds, Landslides, Mudslides, and Flooding	January 8, 2016		

Open Field Offices as of January 13



Joint Preliminary Damage Assessments



Region	State / Location	Event	IA/PA	Number of Counties		Start – End
				Requested	Complete	
IV	AL	Severe Weather & Flooding December 23, 2015 – continuing	PA	47 (+4)	39 (+9)	1/7 – TBD
VI	TX	Severe Storms December 26, 2015 – continuing	PA	8 (+1)	4 (-1)	12/31 – TBD
	AR	Severe Storms & Flooding December 26, 2015 – continuing	IA	19	0	1/11 – TBD
			PA	42	10	1/6 – TBD
OK	Severe Winter Storms December 26, 2015 – continuing	PA	34	8	1/5 – TBD	
VII	MO	Flooding & Flash Flooding December 22, 2015 - continuing	IA	41	26 (+16)	1/6 – TBD
			PA	32 (+18)	0	1/13 – TBD
X	OR	Storm and Flooding December 7-23, 2015	PA	13	0	1/11 – TBD
	WA	Wind Storms, Landslides, Mudslide, Flooding December 1-14, 2015	IA	23	23	1/5 – 1/8
PA			23	0	1/11 – TBD	

FEMA Readiness – Deployable Teams /Assets



Deployable Teams/Assets									
Resource	Status	Total	FMC Available		Partially Available	Not Available	Detailed, Deployed, Activated	Comments	Rating Criterion
FCO	Yellow	39	21	54%	0	3	15	Only 2 Type1 FCOs are available	OFDC Readiness: FCO Green Yellow Red Type 1 3+ 2 1 Type 2 4+ 3 2 Type 3 4 3 2 FDRC 3 2 1
FDRC	Green	8	3	38%	0	0	5		
US&R	Green	28	27	96%	0	1	0	NM-TF1 (Red) - Personnel shortages	<ul style="list-style-type: none"> Green = Available/FMC Yellow = Available/PMC Red = Out-of-Service Blue = Assigned/Deployed
National IMAT	Green	3	3	100%	0	0	0		<ul style="list-style-type: none"> Green: 3 avail Yellow: 1-2 avail Red: 0 avail (<i>Individual N-IMAT red if 50% of Section Chiefs and/or Team Leader is unavailable for deployment.</i>)
Regional IMAT	Yellow	13	4	31%	0	1	8	Deployed: RIV (Team 2) Deployed to MS RVI (Team 1) Deployed to LA RVI (Team 2) Deployed to TX RVII Deployed to MO RVIII Deployed to OST, SD (Available to re-deploy as needed) RIX (Team 1 & 2) Deployed to CA; (Team 1 Avail) RX Deployed to WA NMC: RV (Team 1) Red – Personnel Shortages	<ul style="list-style-type: none"> Green: 7 or more avail Yellow: 4 - 6 teams available Red: > 8 teams deployed/unavailable R-IMAT also red if TL Ops/Log Chief is unavailable & has no qualified replacement
MERS	Green	18	15	83%	0	0	3	1 Team deployed to ID (FEMA-4246-DR) 2 Teams deployed to MS (FEMA-4248-DR)	<ul style="list-style-type: none"> Green = >66% available Yellow = 33% to 66% available Red = <33% available

FEMA Readiness – National/Regional Teams



National/Regional Teams									
Resource	Status	Total	FMC Available		Partially Available	Not Available	Status	Comments	Rating Criterion
NWC		5	5	100%	0	0	Not Activated	Watch / Steady State	<ul style="list-style-type: none"> • Green = FMC • Yellow = PMC • Red = NMC
NRCC		2	344	89%	0	44	Not Activated		
HLT		1	N/A	N/A	0	0	Not Activated		
DEST							Not Activated		
RRCCs		10	10	100%	0	0	Activated	Region VI at Level III (Day shift) Region VII at Level III (Day shift)	
RWCs/MOCs		10	10	100%	0	0	Activated	Region VI at Enhanced Watch (Night shift)	



FEMA

FEMA's mission is to support our citizens and first responders to ensure that as a nation we work together to build, sustain, and improve our capability to prepare for, protect against, respond to, recover from, and mitigate all hazards.