

The Disaster Center is dedicated to the idea that disaster mitigation is cost effective and individuals pursuing their own interest are the greatest potential force for disaster reduction.

Please consider making a small donation to the Disaster Center



When disaster mitigation is cost effective, we are on the road to bringing disasters to an end.



FEMA

Daily Operations Briefing

Tuesday, September 10, 2019

8:30 a.m. EDT

National Current Operations & Monitoring



FEMA

Significant Incidents or Threats:

- Severe thunderstorms possible – Northern / Central Plains

Tropical Activity:

- Atlantic:
 - Tropical Storm Gabrielle
 - Disturbance 1: Low (20%)
 - Disturbance 2: Low (30%)
 - Disturbance 3: Low (20%)
- Eastern Pacific:
 - Disturbance 1: High (90%)
 - Disturbance 2: Low (20%)
- Central Pacific: No new tropical cyclones expected during the next five days
- Western Pacific: No activity affecting U.S. interests

Declaration Activity: None

Tropical Outlook – Atlantic



Tropical Storm Gabrielle (Advisory #28 as of 5:00 a.m. EDT)

- 785 miles WNW of the Azores
- Moving NE at 18 mph
- Maximum sustained winds 50 mph
- Tropical storm force winds extend 125 miles

Disturbance 1 (as of 8:00 a.m. EDT)

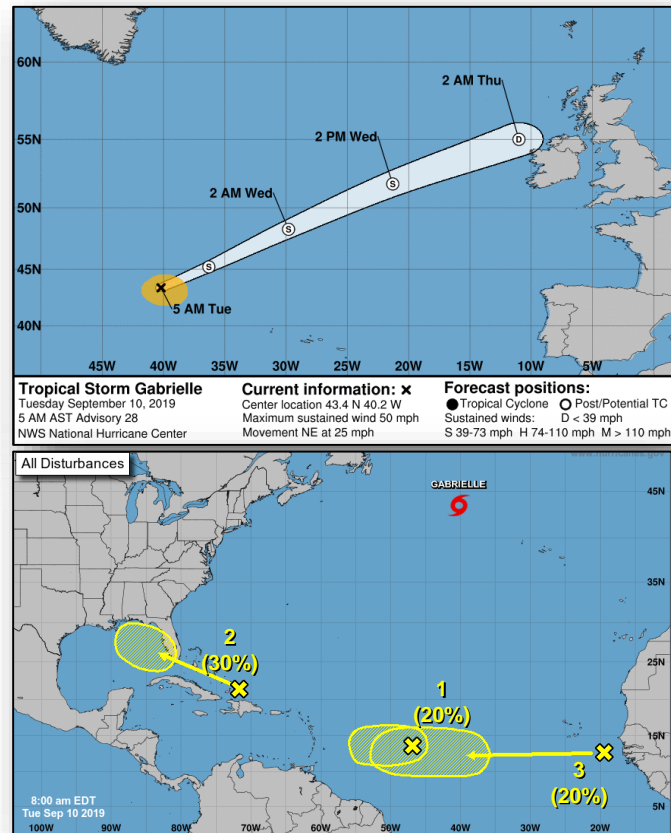
- 900 miles E of the Lesser Antilles
- Moving W across the central tropical Atlantic Ocean
- Formation chance through 48 hours: Low (20%)
- Formation chance through 5 days: Low (20%)

Disturbance 2 (Invest-94L) (as of 8:00 a.m. EDT)

- Located a few hundred miles N of Hispaniola
- Moving WNW
- Formation chance through 48 hours: Low (near 0%)
- Formation chance through 5 days: Low (30%)

Disturbance 3 (as of 8:00 a.m. EDT)

- Located near the west coast of Africa
- Moving W
- Formation chance through 48 hours: Low (near 0%)
- Formation chance through 5 days: Low (20%)



Current Disturbances & 5 Day Cyclone Formation: ✕ < 40% | ✖ 40-60% | ✗ > 60%
 Tropical / Sub-Tropical Cyclone: ○ Depression | ● Storm | ● Hurricane | ⊗ Post-Tropical Cyclone / Remnants

Potential track area: Day 1-3 | Day 4-5 | Watches: Hurricane | Trop Stm | Warnings: Hurricane | Trop Stm | Current wind extent: Hurricane | Trop Stm

Tropical Outlook – Eastern Pacific

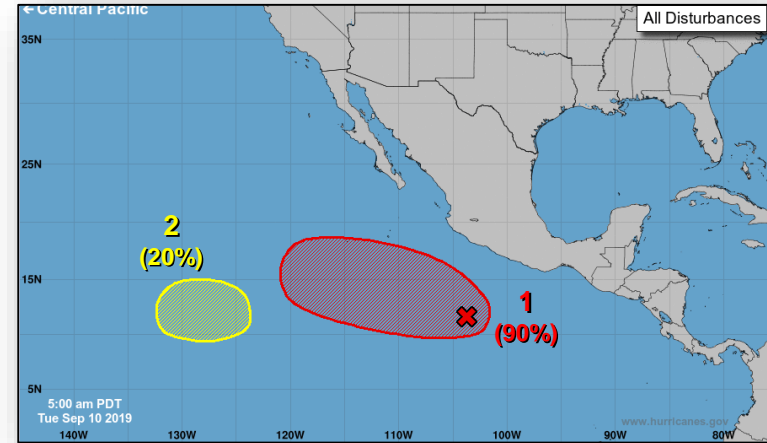


Disturbance 1 (Invest-90E) (as of 8:00 a.m. EDT)

- Located a few hundred miles SW of Acapulco, Mexico
- Moving WNW at 10-15 mph
- Formation chance through 48 hours: Medium (60%)
- Formation chance through 5 days: High (90%)

Disturbance 2 (as of 8:00 a.m. EDT)

- More than 1,000 miles SW of the southern tip of the Baja California Peninsula, Mexico
- Moving slowly W
- Formation chance through 48 hours: Low (near 0%)
- Formation chance through 5 days: Low (20%)



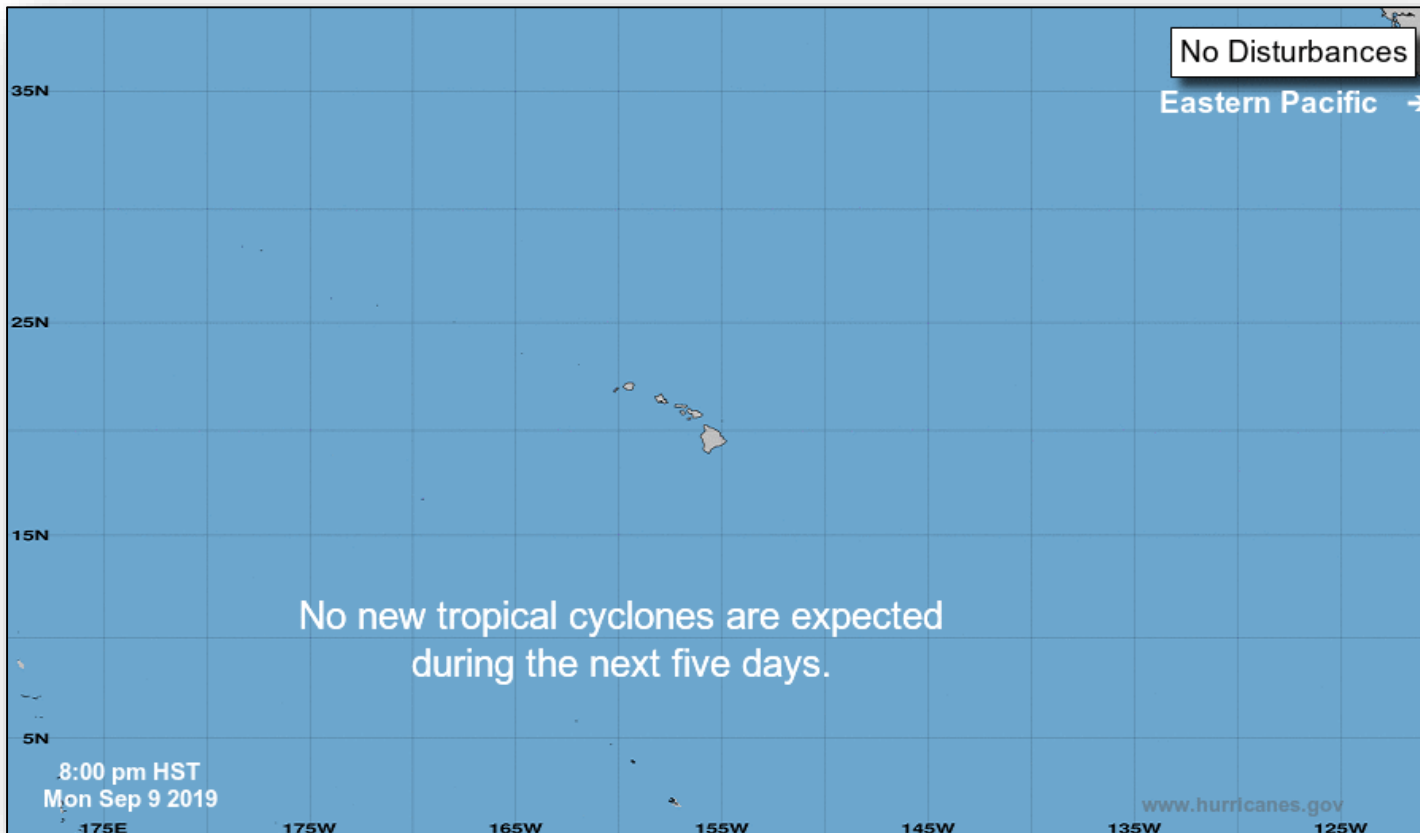
Current Disturbances & 5 Day Cyclone Formation: < 40% | 40-60% | > 60%
 Tropical / Sub-Tropical Cyclone: Depression | Storm | Hurricane | Post-Tropical Cyclone / Remnants

Potential track area: Day 1-3 | Day 4-5 | Watches: Hurricane | Trop Stm | Warnings: Hurricane | Trop Stm | Current wind extent: Hurricane | Trop Stm

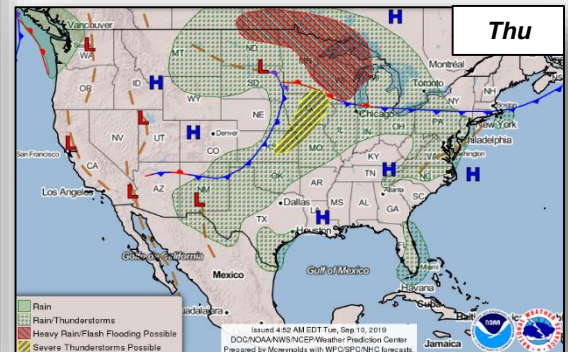
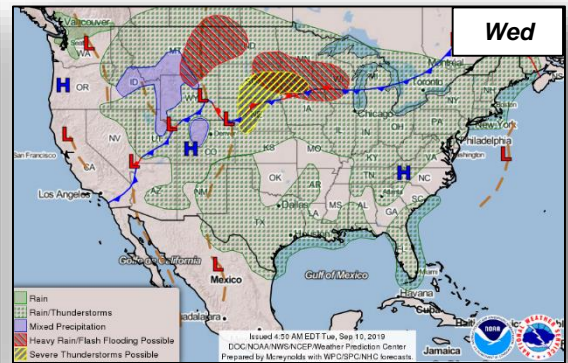
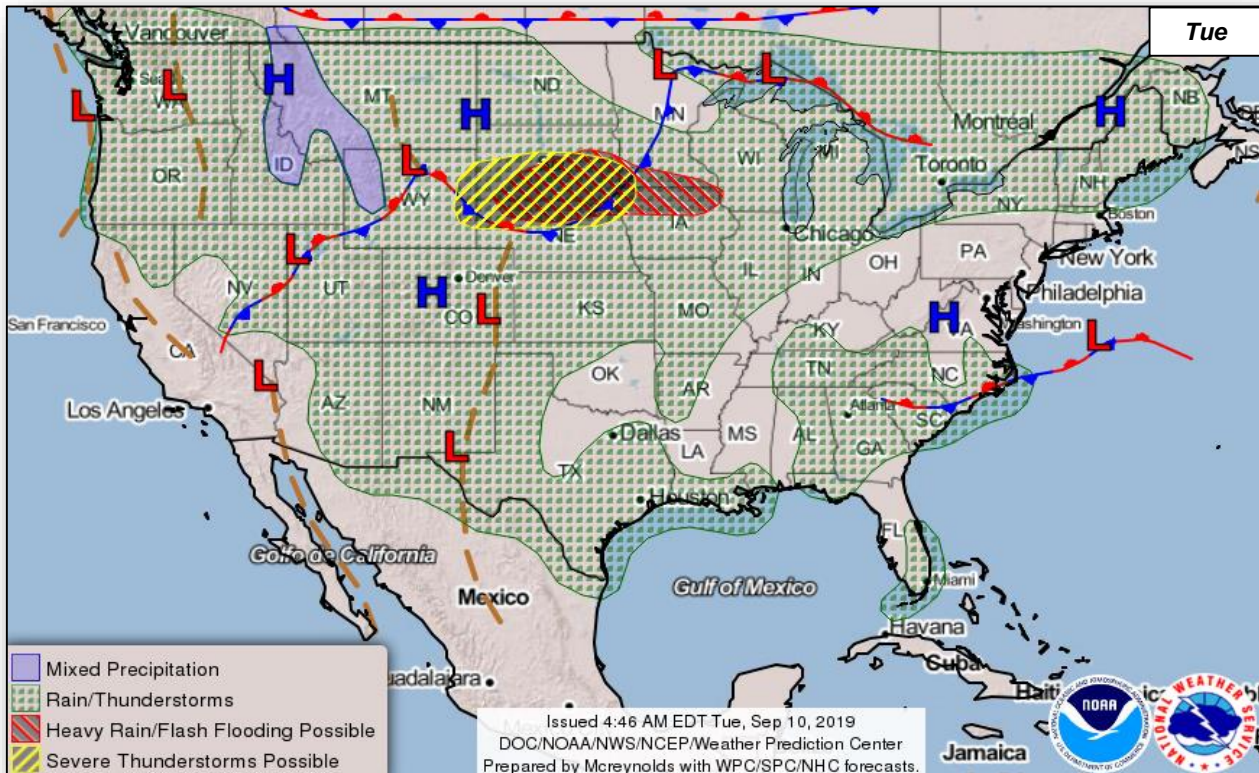
Tropical Outlook – Central Pacific



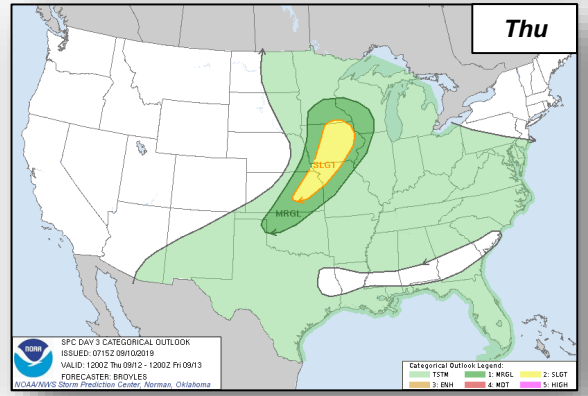
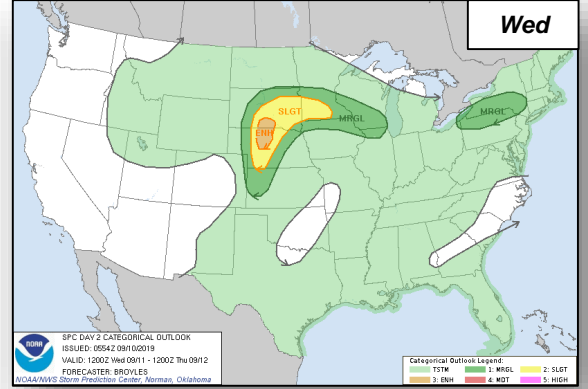
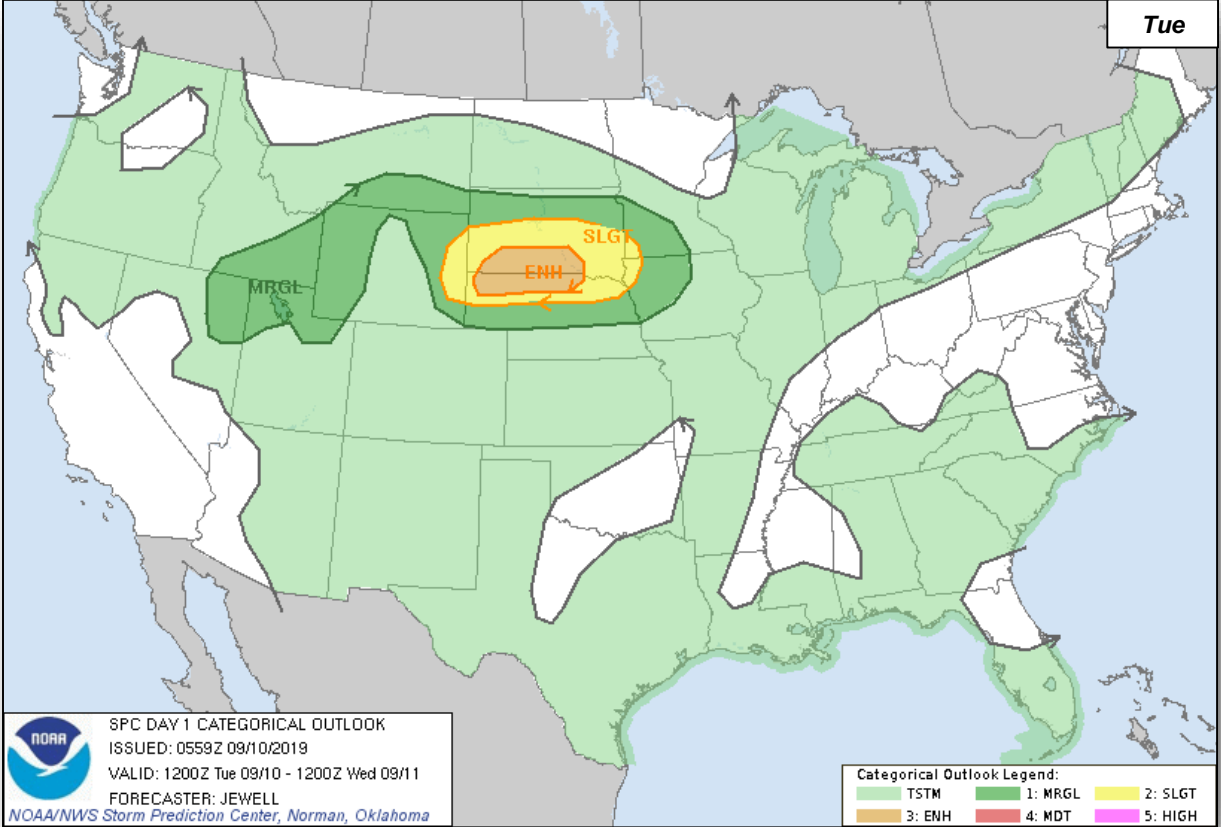
FEMA



National Weather Forecast



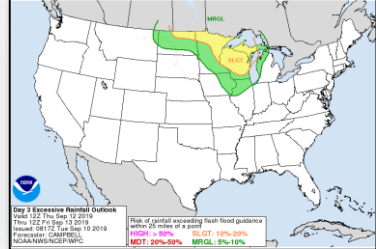
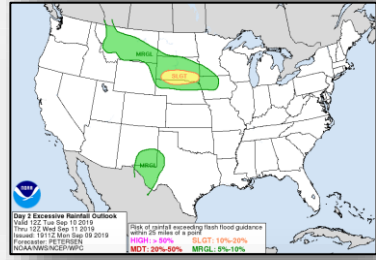
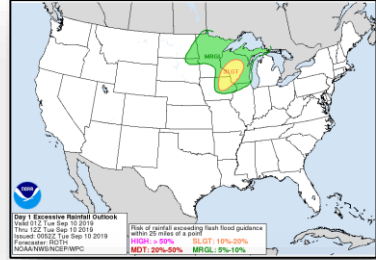
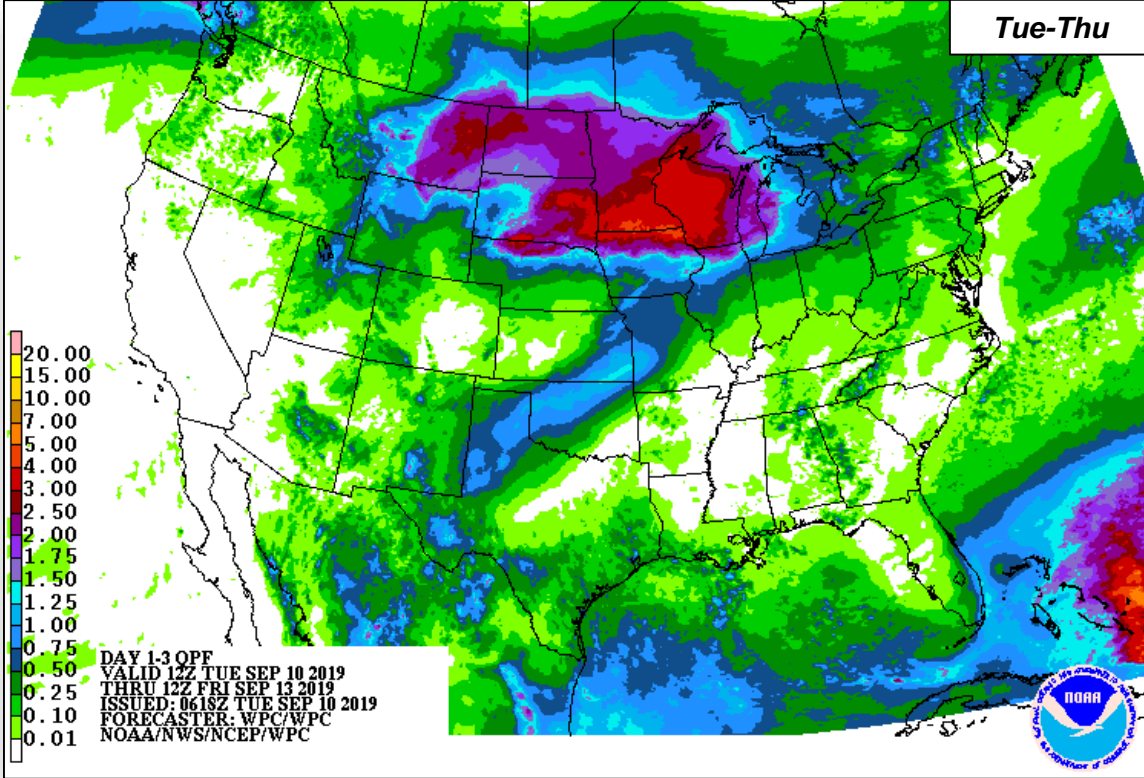
Severe Weather Outlook



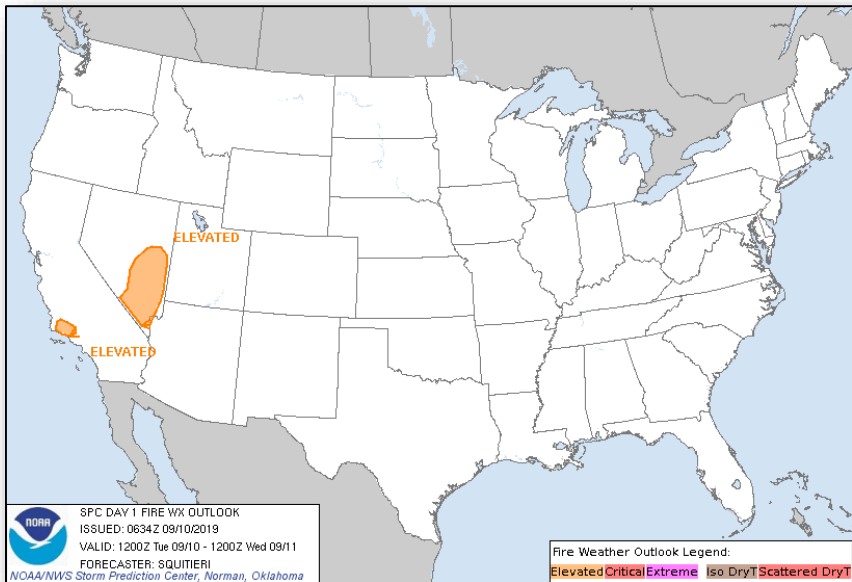
Precipitation Forecast



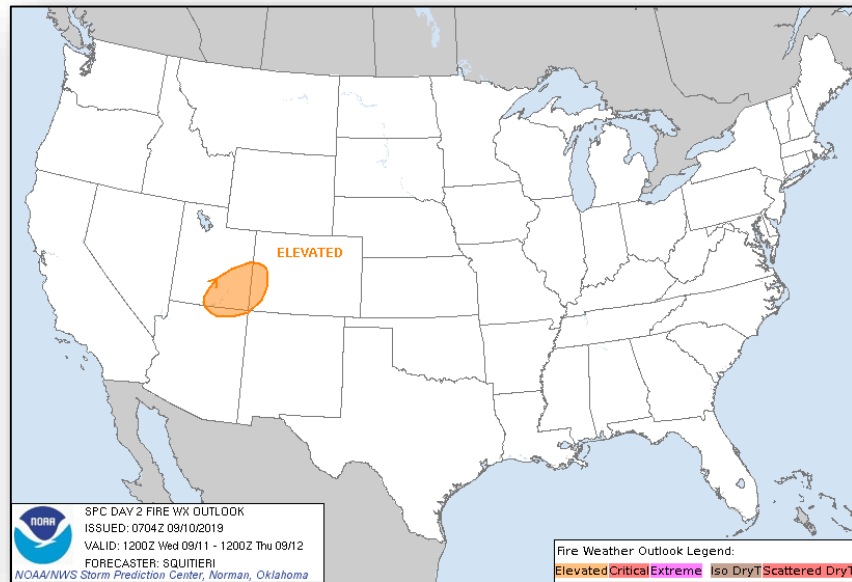
FEMA



Fire Weather Outlook



Today

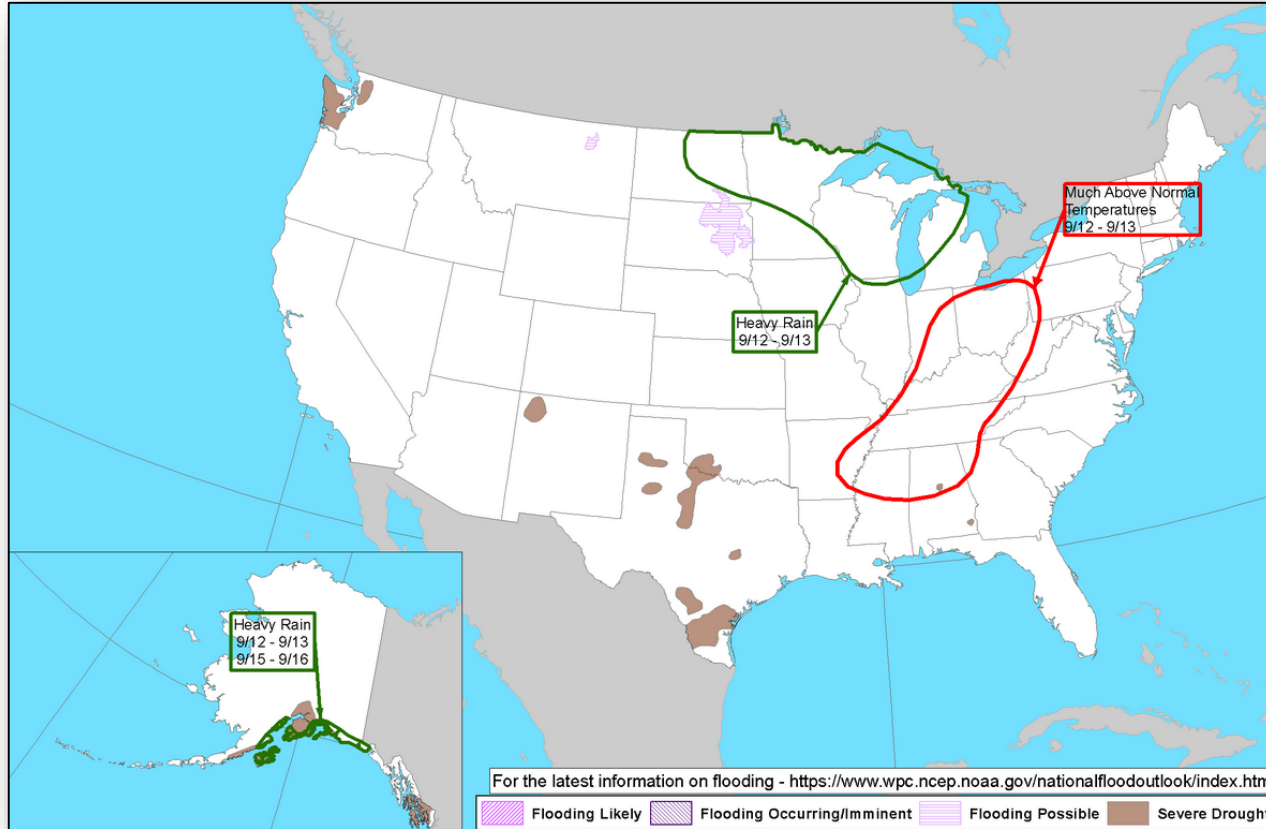


Tomorrow

Hazards Outlook – Sep 12-16



FEMA



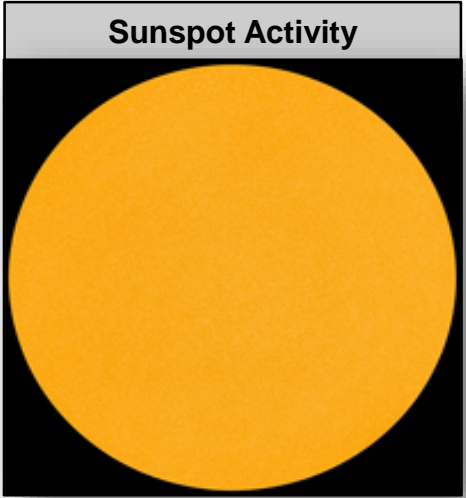

Space Weather



FEMA

	Space Weather Activity	Geomagnetic Storms	Solar Radiation	Radio Blackouts
Past 24 Hours	None	None	None	None
Next 24 Hours	None	None	None	None

For further information on NOAA Space Weather Scales refer to: <http://www.swpc.noaa.gov/noaa-scales-explanation>



Joint Preliminary Damage Assessments



FEMA

Region	State / Location	Event	IA/PA	Number of Counties		Start – End
				Requested	Completed	
VI	LA*	Tropical Storm Barry July 10 -15, 2019	IA	0	0	N/A
			PA	1	0	9/10 – TBD

* Coushatta Tribal Nation

Declaration Requests in Process – 6



FEMA

State / Tribe / Territory – Incident Description	Type	IA	PA	HM	Requested
LA – Flooding	DR		X	X	Aug 15
AR – Severe Storms and Flooding	DR		X	X	Aug 15
SD (+2 Tribes*) – Severe Storms, Tornadoes, and Flooding	DR		X	X	Aug 19
SD (+2 Tribes**) – Severe Winter Storms and Flooding	DR		X	X	Aug 28
IL – Severe storms and Flooding	DR	X	X		Aug 28
SC – Hurricane Dorian	DR		X	X	Sep 5

* Cheyenne River Reservation and the Lower Brule Indian Reservation

** Cheyenne River Reservation and the Rosebud Indian Reservation



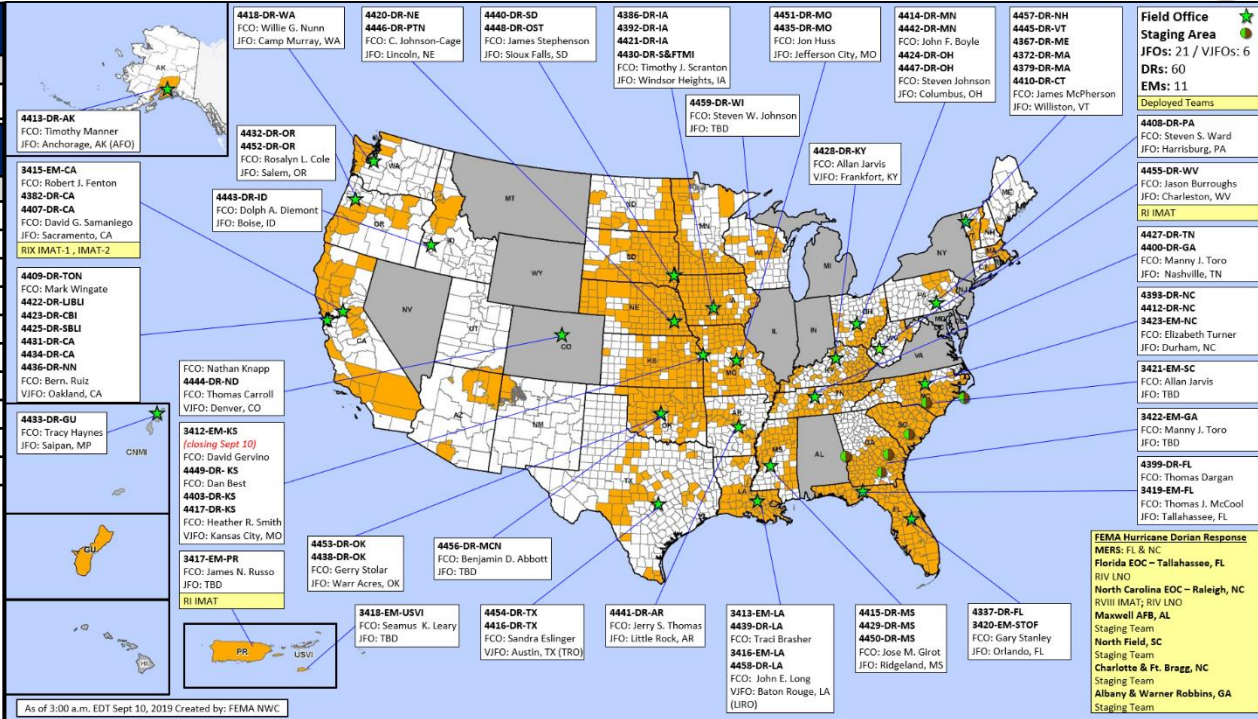
FEMA

FEMA Common Operating Picture

FEMA HQ	
NWC	NRCC
Monitoring	Gold

FEMA REGIONS		
WATCH	RRCC	
Monitoring I	Rostered	
Monitoring II	Rostered	
Monitoring III	Rostered	
Monitoring IV	Rostered	
Monitoring V	Rostered	
Monitoring VI	Rostered	
Monitoring VII	Rostered	
Monitoring VIII	Rostered	
Monitoring IX	Rostered	
Monitoring X	Rostered	

Activation Details		



N-IMATs	
2 Teams	
E	
W	
C	
R-IMATs	
≤3 Teams	
I	PR
II	
III	WV
IV-1	
IV-2	
V	
VI-1	
VI-2	
VII	
VIII	NC
IX-1	CA
IX-2	CA
X	
FMC	PMC
NMC	Deployed

Team:	US&R	MERS	FCOs	FDRCs	IM WORKFORCE
Status	(>66%)	(>66%)	(≤1 Type 1)	(≥3)	
Assigned:	28	36	38	12	13,700 ▲
Unavailable	3 (-1)	0	1	3 (+1)	4,145 ▲
Deployed:	0	3 (-6)	32 (+1)	8 (+1)	6,204 ▼
Available:	25 (+1)	33 (+6)	5 (+1)	1 (+2)	3,299 / 24% ▲

IM CADRE AVAILABILITY SUMMARY	
Cadres with 25% or Less Availability	
EHP 7% (38/550); ER 14% (10/70); FL 17% (26/153); FM 21% (60/283); HM 22% (263/1199); HR 18% (39/219); IT 10% (66/652); LOG 14% (182/1338); PA 10% (272/2651); PLAN 15% (60/406); SAF 11% (7/61); SEC 22% (28/126)	

Public Assistance Grant Program



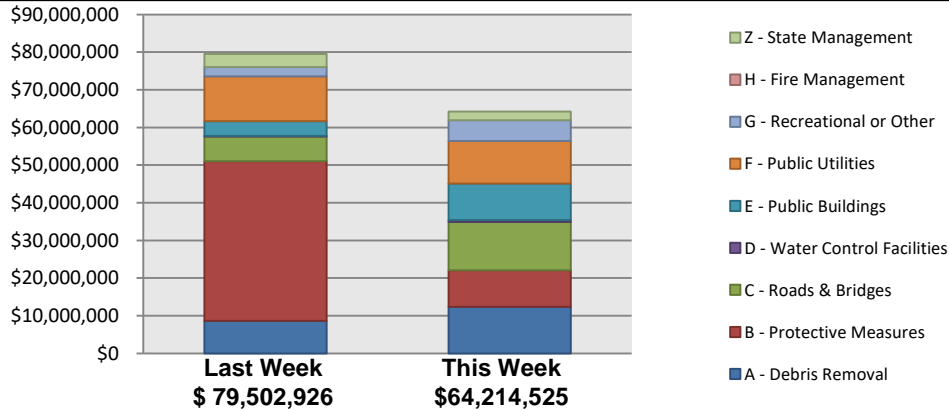
FEMA

PA Project Worksheets Obligated

in past week, as of 9/9/19 at 1500 EDT

PA Category	Emergency Work		Permanent Work					H - Fire Management	Z - State Management	Total
	A - Debris Removal	B - Protective Measures	C - Roads & Bridges	D - Water Control Facilities	E - Public Buildings	F - Public Utilities	G - Recreational or Other			
Number Of PWs Obligated	59	67	124	7	540	27	34	0	35	893
Federal Share Obligated	\$12,367,044	\$9,671,531	\$12,878,607	\$474,978	\$9,667,180	\$11,382,271	\$5,502,527	\$0	\$2,270,386	\$64,214,525

Public Assistance Obligated per Category 8/19/2019 through 9/9/2019



This weeks PA Highlights

- In 4393-NC
 - \$6 Million obligated for Category F – Public Utilities
- In 4304 - KS
 - \$3 Million obligated for Category F – Public Utilities
- In 4085 - NY
 - \$2 Million obligated for Category E – Public Buildings

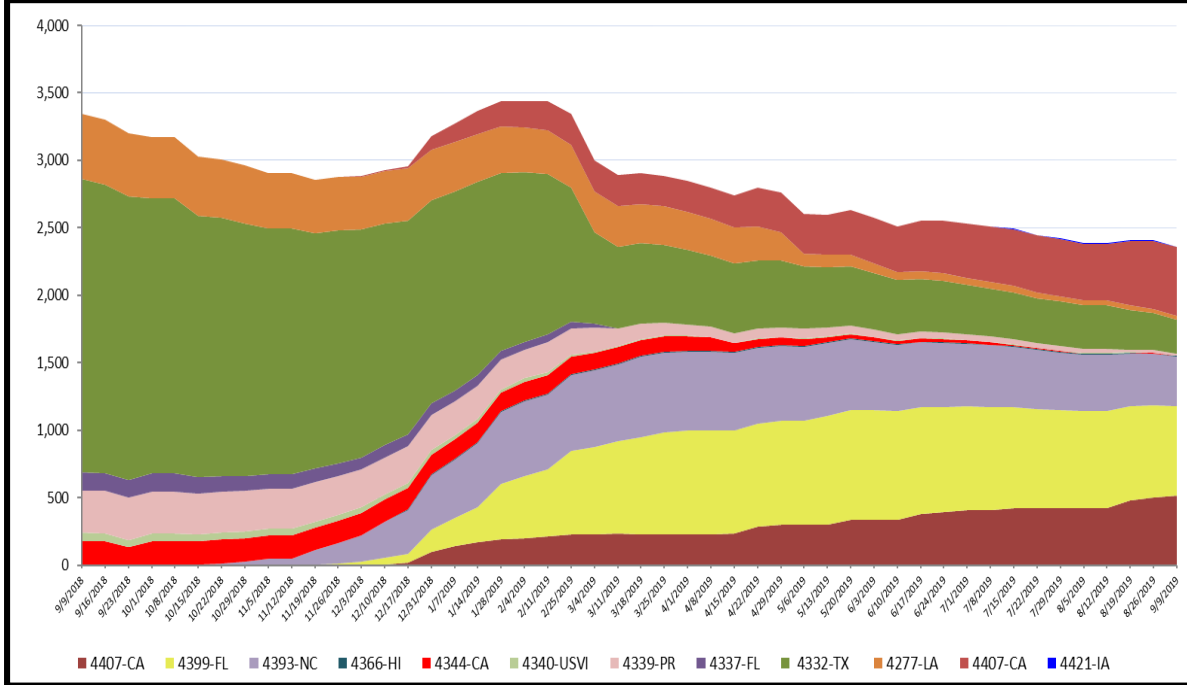
Direct Housing



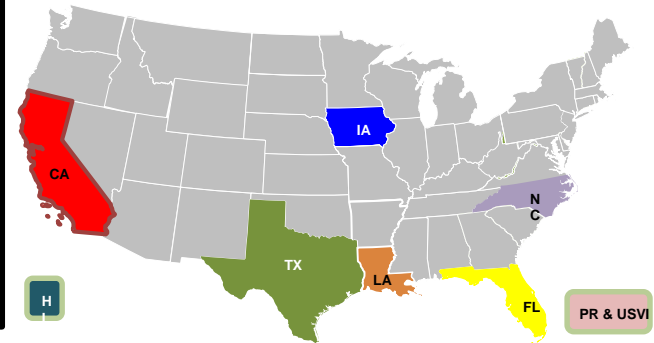
FEMA

Total Households in FEMA Direct Housing per State

Past Year per Week, 9/9/2018 – 9/9/2019, There are currently **1,849** Households Occupying **1,849** Temporary Units



DR	IA Declaration Date	Program End Date	Current # of Households in Direct Housing (Weekly Change)
4421-IA	3/23/2019	9/23/2020	5 (0)
4407-CA	11/12/2018	5/12/2020	513 (+9)
4399-FL	10/11/2018	4/11/2020	667 (-16)
4393-NC	9/14/2018	3/14/2020	363 (-13)
4366-HI	5/11/2018	11/11/2019	6 (0)
4344-CA	10/10/2017	7/10/2019	3 (-1)
4340-USVI	9/20/2017	9/7/2019	0 (-2)
4339-PR	9/20/2017	9/20/2019	12 (-6)
4332-TX	8/25/2017	8/25/2019	252 (-21)
4277-LA	8/14/2016	4/30/2019	28 (-4)

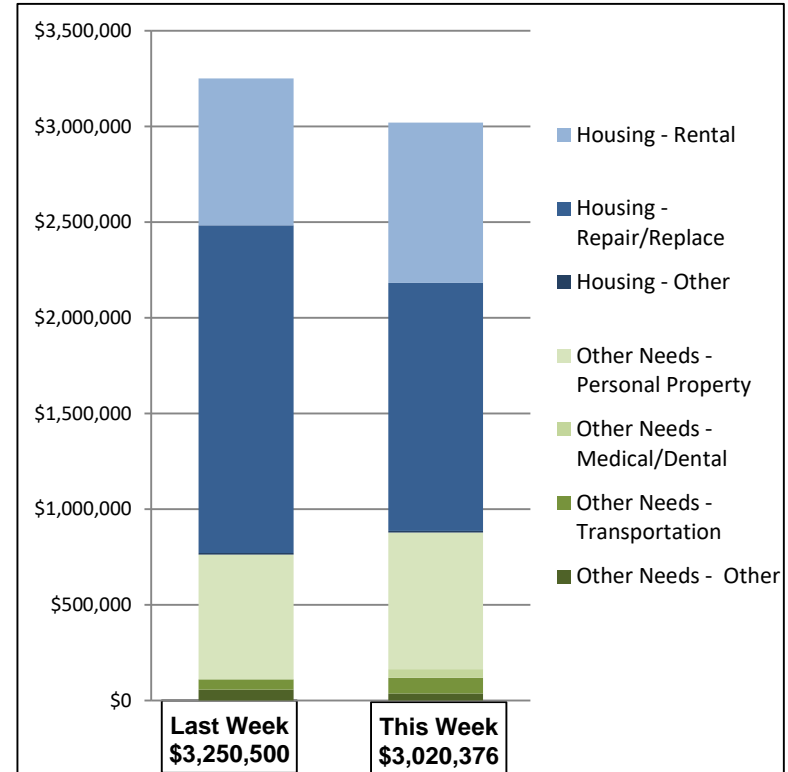


States with Currently Occupied Units

Individual Assistance Activity



	Individuals and Households Program Activity As Of: 9/9/19				
	In Past 7 Days			Cumulative	
	Applicants Approved	Amount Approved	Applicants Approved	Amount Approved	
Open Registration Period	4420-NE Declared 03-21-2019 End Of Reg Period 09-13-2019				
	Housing Assistance	61	\$226,123.71	3,158	\$23,263,742.30
	Other Needs Assistance	22	\$19,616.13	975	\$2,844,307.82
	Total IHP	\$245,739.84		\$26,108,050.12	
	Average IHP			\$7,864	
	Total Max Grants			HA	ONA
Open Registration Period	4447-OH Declared 06-18-2019 End Of Reg Period 09-03-2019				
	Housing Assistance	29	\$80,198.55	1,461	\$3,209,510.63
	Other Needs Assistance	13	\$11,735.70	629	\$1,259,241.51
	Total IHP	\$91,934.25		\$4,468,752.14	
	Average IHP			\$2,772	
	Total Max Grants			HA	ONA
Open Registration Period	4451-MO Declared 07-09-2019 End Of Reg Period 09-09-2019				
	Housing Assistance	24	\$77,690.52	1,263	\$5,703,623.15
	Other Needs Assistance	8	\$13,602.73	448	\$1,034,777.32
	Total IHP	\$91,293.25		\$6,738,400.47	
	Average IHP			\$4,638	
	Total Max Grants			HA	ONA
Open Registration Period	4454-TX Declared 07-17-2019 End Of Reg Period 09-16-2019				
	Housing Assistance	46	\$144,836.31	1,823	\$9,996,709.50
	Other Needs Assistance	54	\$64,763.40	1,108	\$1,590,635.82
	Total IHP	\$209,599.71		\$11,587,345.32	
	Average IHP			\$5,231	
	Total Max Grants			HA	ONA
Other IHP Active	21 Declarations IHP Programmatically Open - Closed Registration *				
	Housing Assistance	421	\$1,613,412.63		
	Other Needs Assistance	607	\$768,396.20		
	Total IHP	\$2,381,808.83			
	Total IHP Approved in Past Week	\$3,020,375.88			





FEMA

FEMA's mission is helping people before, during, and after disasters.

Click [here](#) to subscribe to this briefing.