

The Disaster Center is dedicated to the idea that disaster mitigation is cost effective and individuals pursuing their own interest are the greatest potential force for disaster reduction.

Please consider making a small donation to the Disaster Center



When disaster mitigation is cost effective, we are on the road to bringing disasters to an end.



# FEMA

## **Daily Operations Briefing**

**Wednesday, August 7, 2019**

**8:30 a.m. EDT**

# National Current Operations & Monitoring



FEMA

## Significant Incidents or Threats:

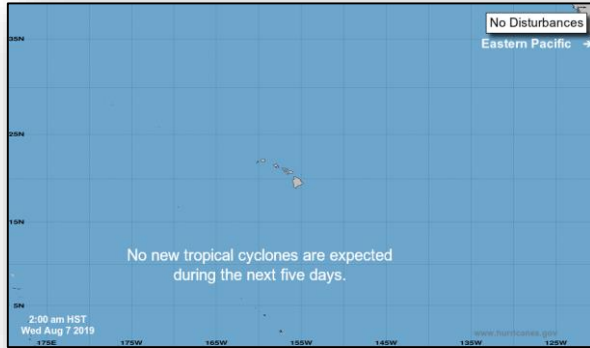
- Severe Thunderstorms – Central Plains, Upper Mississippi Valley, Mid-Atlantic, and Northeast
- Heavy Rainfall / Flash Flooding – Central Plains, Mid-Atlantic, and Northeast

## Tropical Activity:

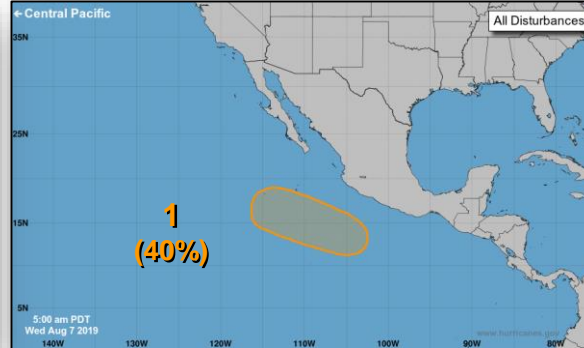
- Atlantic: No new tropical cyclones are expected in the next five days
- Eastern Pacific: [Disturbance 1: Medium \(40%\)](#)
- Central Pacific: No new tropical cyclones are expected in the next five days
- Western Pacific: No activity affecting U.S. interests

**Declaration Activity:** None

# Tropical Outlook – Five Day



**Central Pacific**



**Eastern Pacific**



**Atlantic**

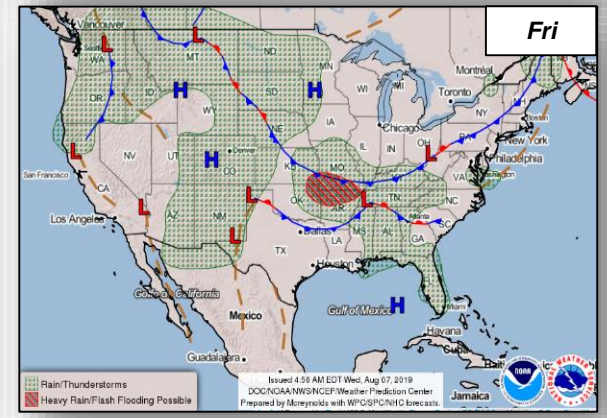
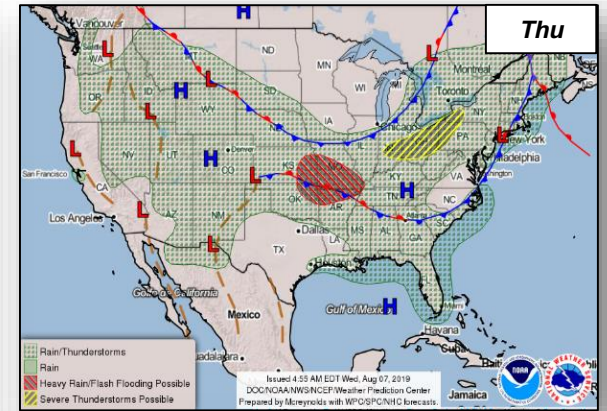
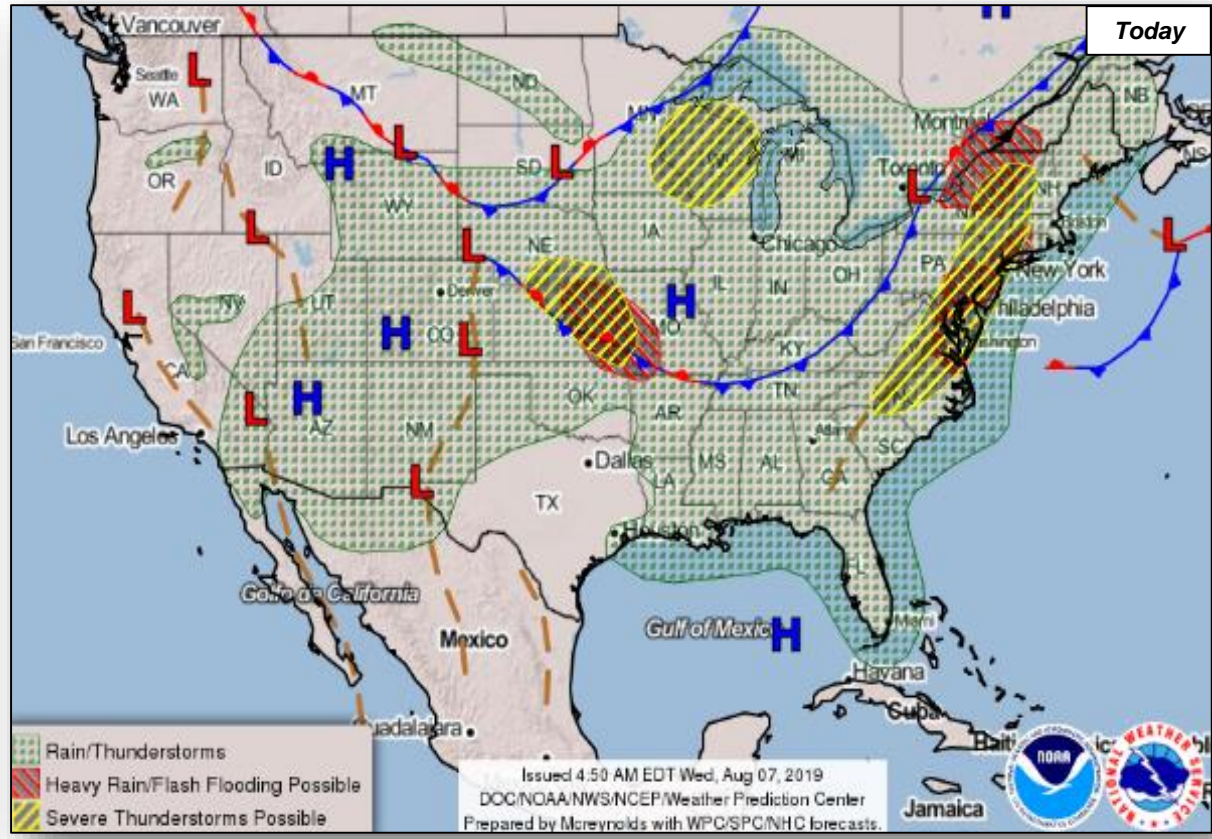
## Disturbance 1 (as of 2:00 am EDT)

- A few hundred miles south of Mexico
- Formation chance through 48 hours: Low (near 0%)
- Formation chance through 5 days: Medium (40%)

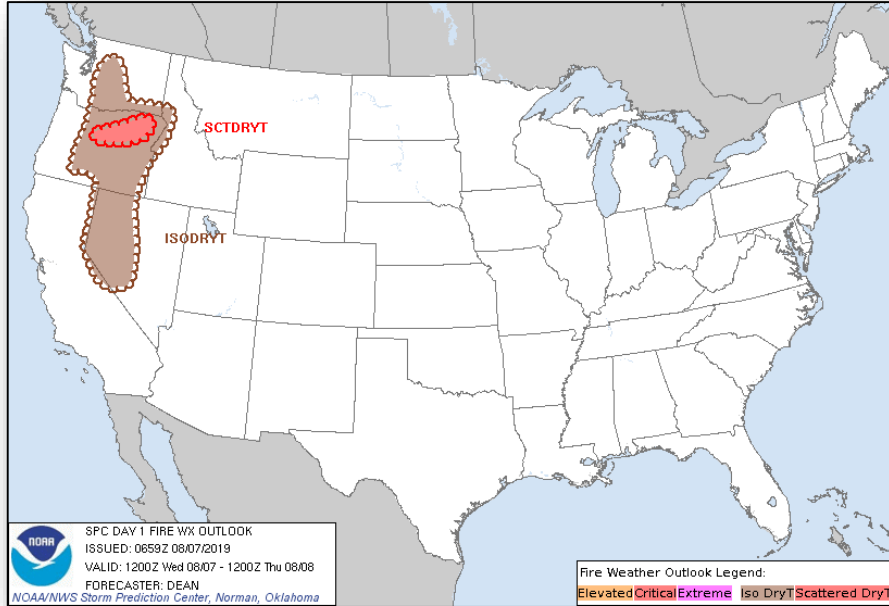
Current Disturbances & 5 Day Cyclone Formation: ✕ < 40% | ✖ 40-60% | ✗ > 60%  
 Tropical / Sub-Tropical Cyclone: ○ Depression | ● Storm | ● Hurricane | ⊗ Post-Tropical Cyclone / Remnants

Potential track area: Day 1-3 | Day 4-5  
 Watches: Hurricane | Trop Stm  
 Warnings: Hurricane | Trop Stm  
 Current wind extent: Hurricane | Trop Stm

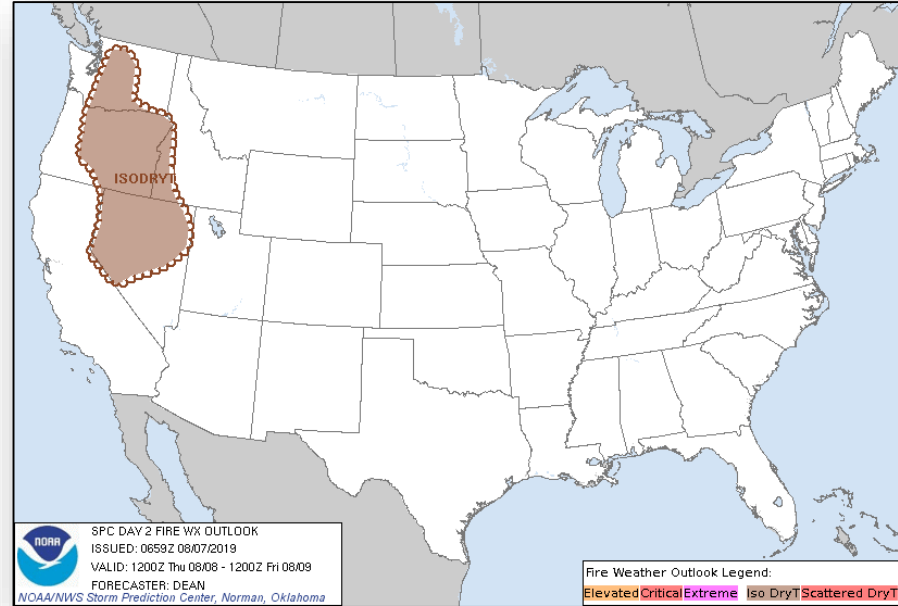
# National Weather Forecast



# Fire Weather Outlook



**Wednesday**

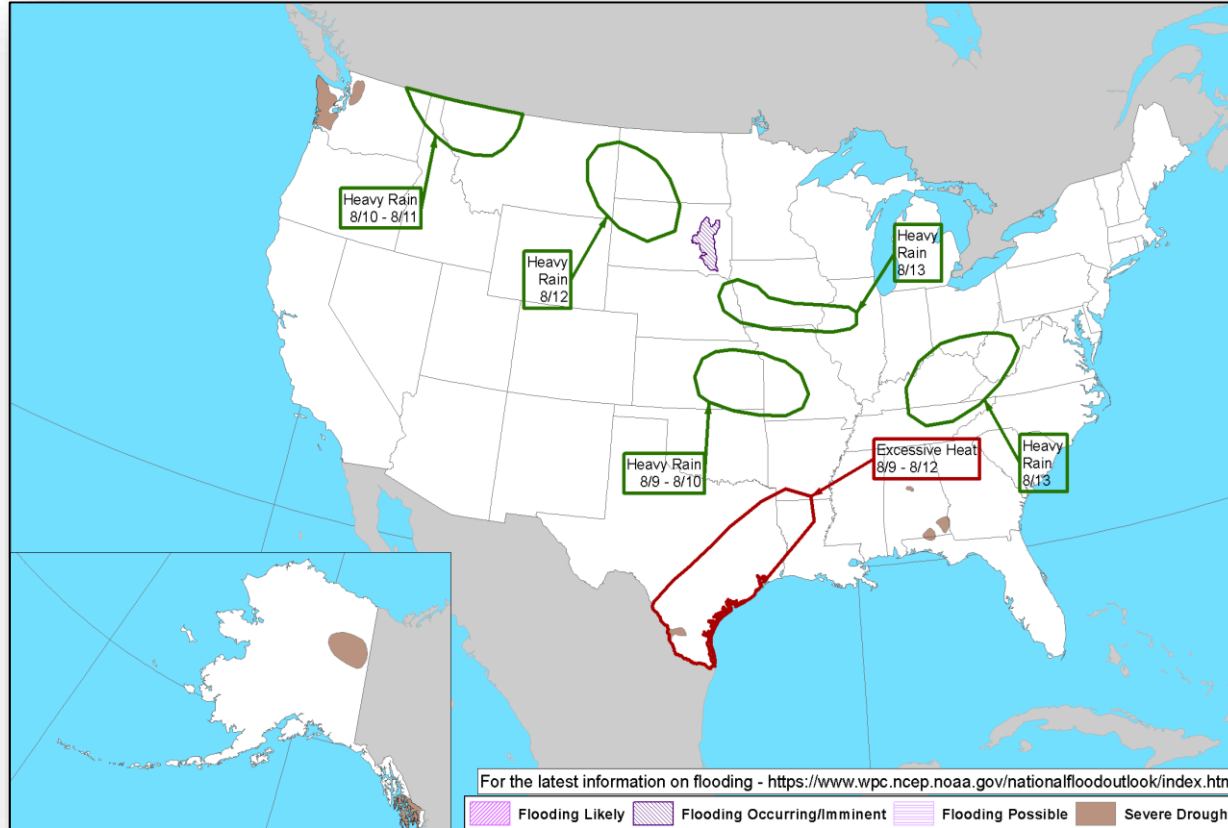


**Thursday**

# Hazards Outlook – Aug 9-13



FEMA





# Space Weather Summary/Outlook

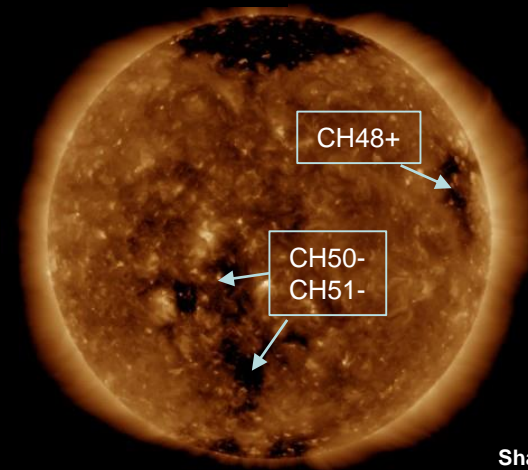
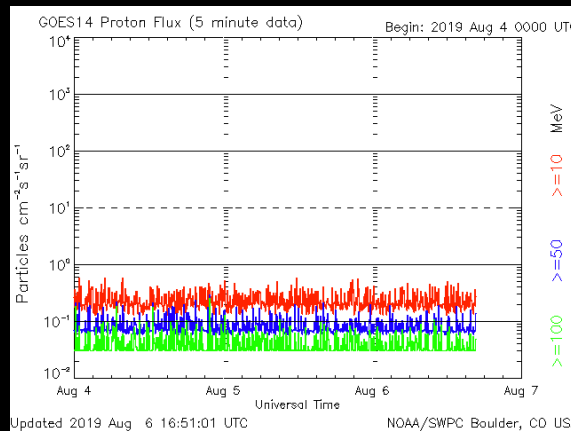
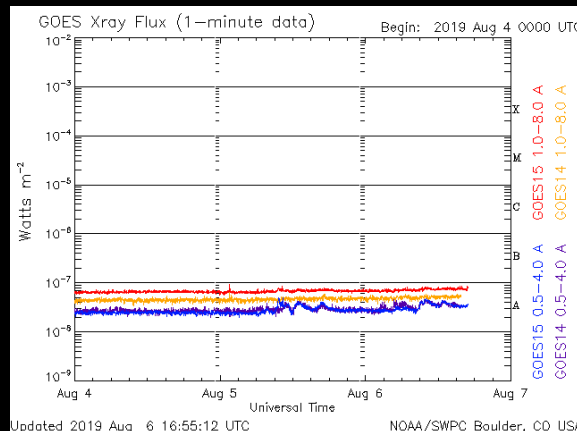


FEMA



Space Weather Summary Aug 7 <sup>th</sup> , 2019	Past 48 Hours	Forecast: Aug 7 <sup>th</sup>	Forecast: Aug 8 <sup>th</sup>
Radio Blackouts (R Scale)	None	R1-R2: 1% R3-R5: 1%	R1-R2: 1% R3-R5: 1%
Solar Radiation Storms (S Scale)	None	S1 or >: 1%	S1 or >: 1%
Geomagnetic Storms (G Scale)	G1 (Minor)	None	None

CH48+ led to several periods of G1 storm levels 5 Aug.  
Threat of Severe or Extreme activity levels is low.



Shawn Dahl  
SWPC  
Aug 7<sup>th</sup>, 2019



# Joint Preliminary Damage Assessments



FEMA

Region	State / Location	Event	IA/PA	Number of Counties		Start – End
				Requested	Completed	
I	NH	Severe Storm and Flooding Jul 11	IA	0	0	N/A
			PA	1	0	7/23 – TBD
V	IL	Severe Storms and Flooding Feb 24 – Jul 3	IA	22	0	8/12 – TBD
			PA	31	14	7/29 – TBD
	WI	Severe Storms, Flooding, Straight-line Winds & Tornadoes Jul 18-20	IA	0	0	N/A
			PA	17 / 2*	0	8/13 – TBD
VI	AR	Severe Storms and Flooding Jun 23-26	IA	0	0	N/A
			PA	12	10 (+3)	7/29 – TBD
	LA	Tropical Storm Barry Jul 11-19	IA	0	0	N/A
			PA	10	7 (+3)	7/25 – TBD

\*Tribal areas within the state of Wisconsin

# Declaration Requests in Process – 2



FEMA

State / Tribe / Territory – Incident Description	Type	IA	PA	HM	Requested
MI – Severe Storms and Flooding	DR	X		X	Jun 10
Muscogee Creek Nation (OK) – Severe Storms, Straight-line Winds, Tornadoes, and Flooding	DR		X	X	Jul 29

# FEMA Common Operating Picture

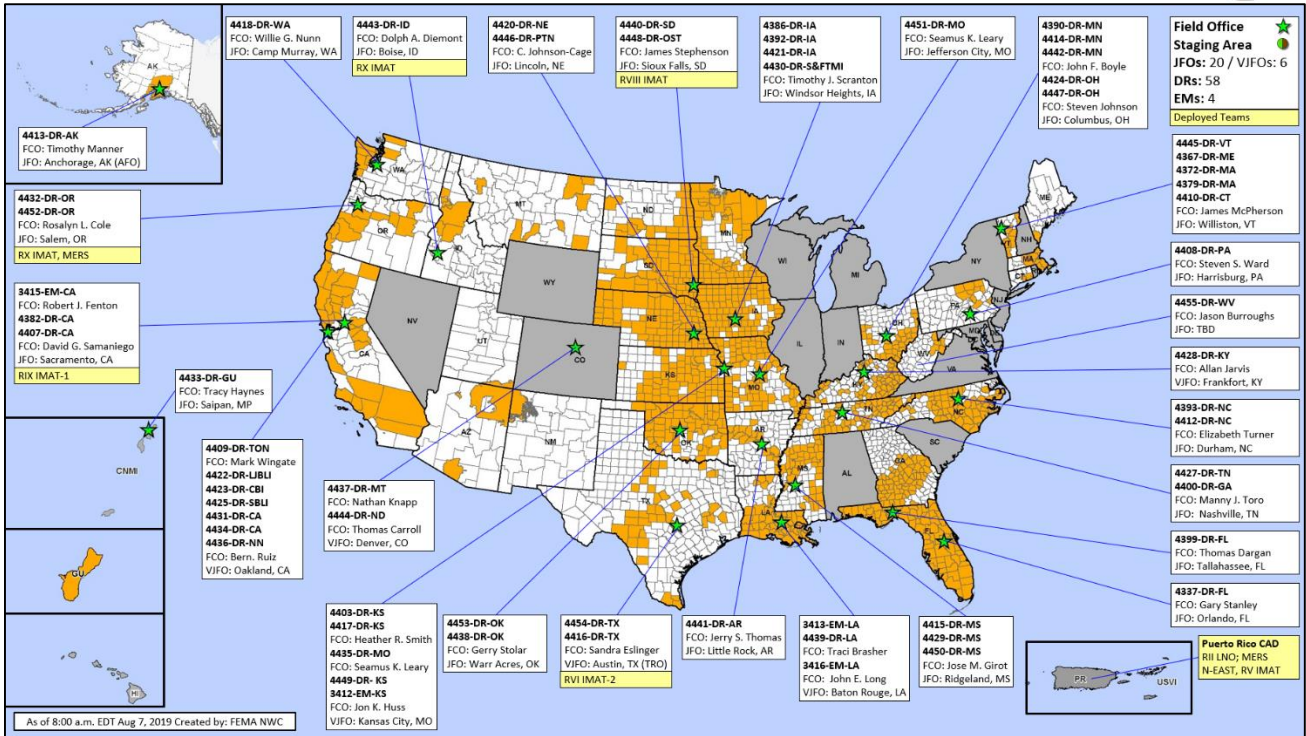


FEMA

FEMA HQ	
NWC	NRCC
Monitoring	Blue Team

FEMA REGIONS		
WATCH	RRCC	
Monitoring	I	Rostered
Monitoring	II	Rostered
Monitoring	III	Rostered
Monitoring	IV	Rostered
Monitoring	V	Rostered
Monitoring	VI	Rostered
Monitoring	VII	Rostered
Monitoring	VIII	Rostered
Monitoring	IX	Rostered
Monitoring	X	Rostered

Activation Details		
--------------------	--	--



N-IMATs 2 Teams	
East	PR (EX)
West	
Crisis	

R-IMATs 4-6 Teams	
I	
II	
III	
IV-1	
IV-2	
V	PR (EX)
VI-1	
VI-2	TX
VII	
VIII	SD
IX-1	CA
IX-2	
X	OR / ID

FMC	PMC
NMC	Deployed

Team:	US&R	MERS	FCOs	FDRCs	IM WORKFORCE
Status	>66%	>66%	≤ 1 Type I	≤ 1	
Assigned:	28	36	28	11	13,678 ▼
Unavailable:	0	0	4	1	4,059 ▲
Deployed:	0	0	22 (+1)	7	6,198 ▲
Available:	28	36	2 (-1)	3	3,421 / 25% ▼

IM CADRE AVAILABILITY SUMMARY
Cadres with 25% or Less Availability
DI 17% (13/78); EA 23% (115/501); EHP 8% (41/543); ER 13% (9/68); FL 12% (18/153); FM 19% (55/285); HM 15% (176/1194); HR 13% (29/227); IT 12% (84/675); LOG 22% (291/1336); OPS 20% (56/281); PA 9% (229/2606); PLAN 13% (52/405); SAF 7% (4/58); SEC 9% (11/120)



# FEMA

**FEMA's mission is helping people before, during, and after disasters.**

Click [here](#) to subscribe to this briefing.