

The Disaster Center is dedicated to the idea that disaster mitigation is cost effective and individuals pursuing their own interest are the greatest potential force for disaster reduction.

Please consider making a small donation to the Disaster Center



When disaster mitigation is cost effective, we are on the road to bringing disasters to an end.



FEMA

Daily Operations Briefing

Monday, July 22, 2019

8:30 a.m. EDT

National Current Operations & Monitoring



FEMA

Significant Incidents or Threats:

- Severe thunderstorms possible – Mid-Atlantic into Southern New England
- Heavy rain and flash flooding –Tennessee Valley to the Mid-Atlantic and Northeast

Tropical Activity:

- Atlantic: Disturbance 1: Low (30%)
- Eastern Pacific: Tropical Depression 5-E

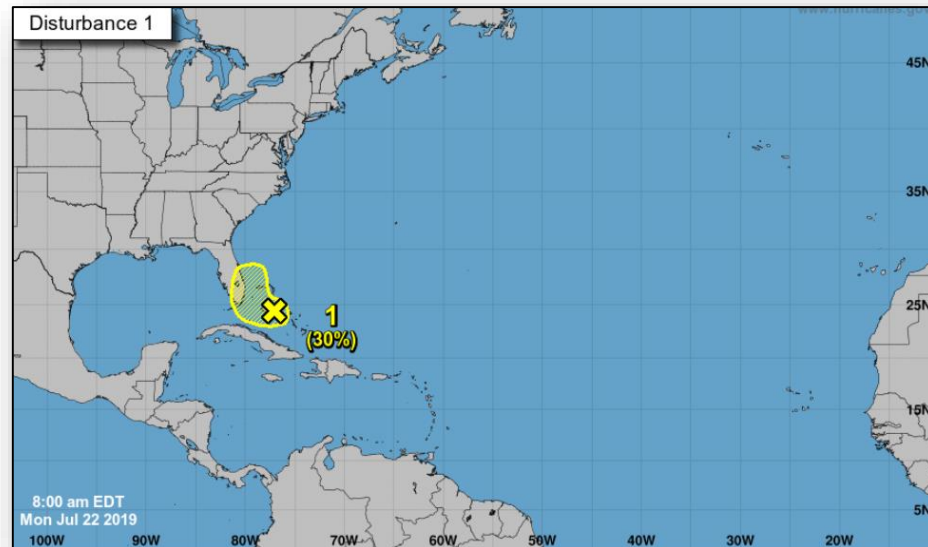
Declaration Activity: Amendment No. 14 to FEMA-4421-DR-IA

Tropical Outlook – Atlantic



Disturbance 1 *(as of 8:00 a.m. EDT)*

- Over the Northwest Bahamas
- Moving WNW at 15 mph
- Formation chance through 48 hours: Low (30%)
- Formation chance through 5 days: Low (30%)



Current Disturbances & 5 Day Cyclone Formation: ✕ < 40% | ✖ 40-60% | ✗ > 60%
Tropical / Sub-Tropical Cyclone: ○ Depression | ● Storm | ● Hurricane | ⊗ Post-Tropical Cyclone / Remnants

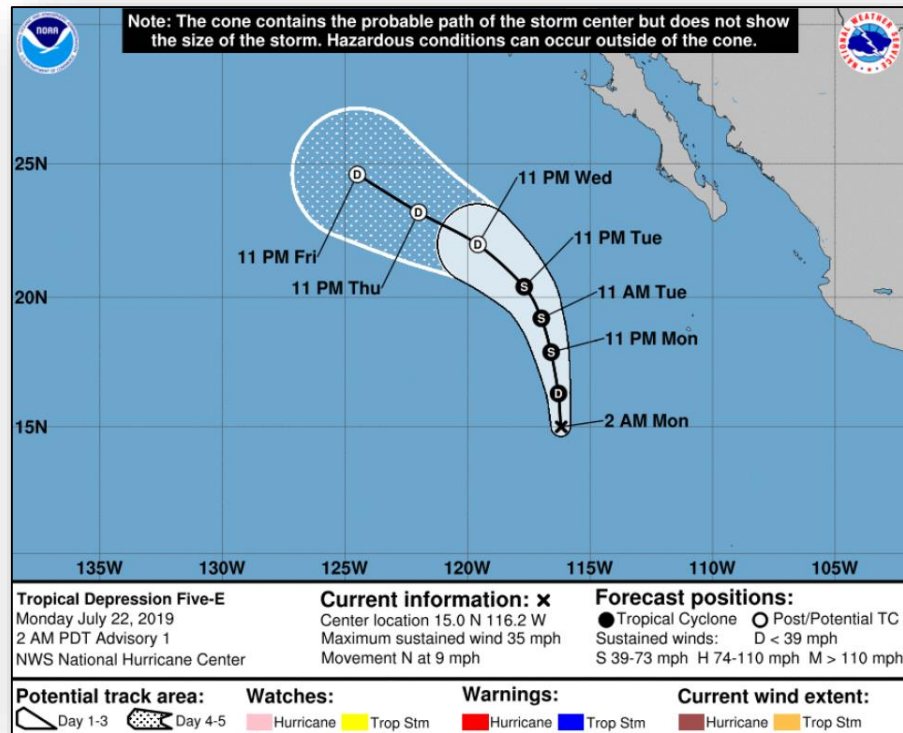
Potential track area: Day 1-3 Day 4-5
Watches: Hurricane Trop Stm
Warnings: Hurricane Trop Stm
Current wind extent: Hurricane Trop Stm

Tropical Outlook – Eastern Pacific



Tropical Depression Five-E (as of 8:00 a.m. EDT)

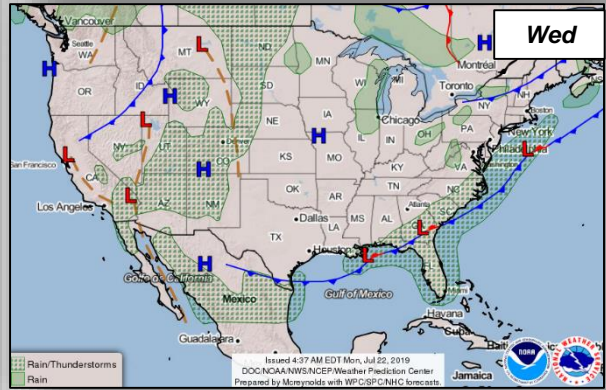
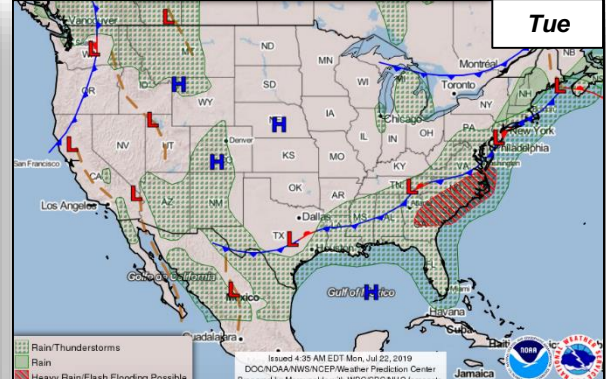
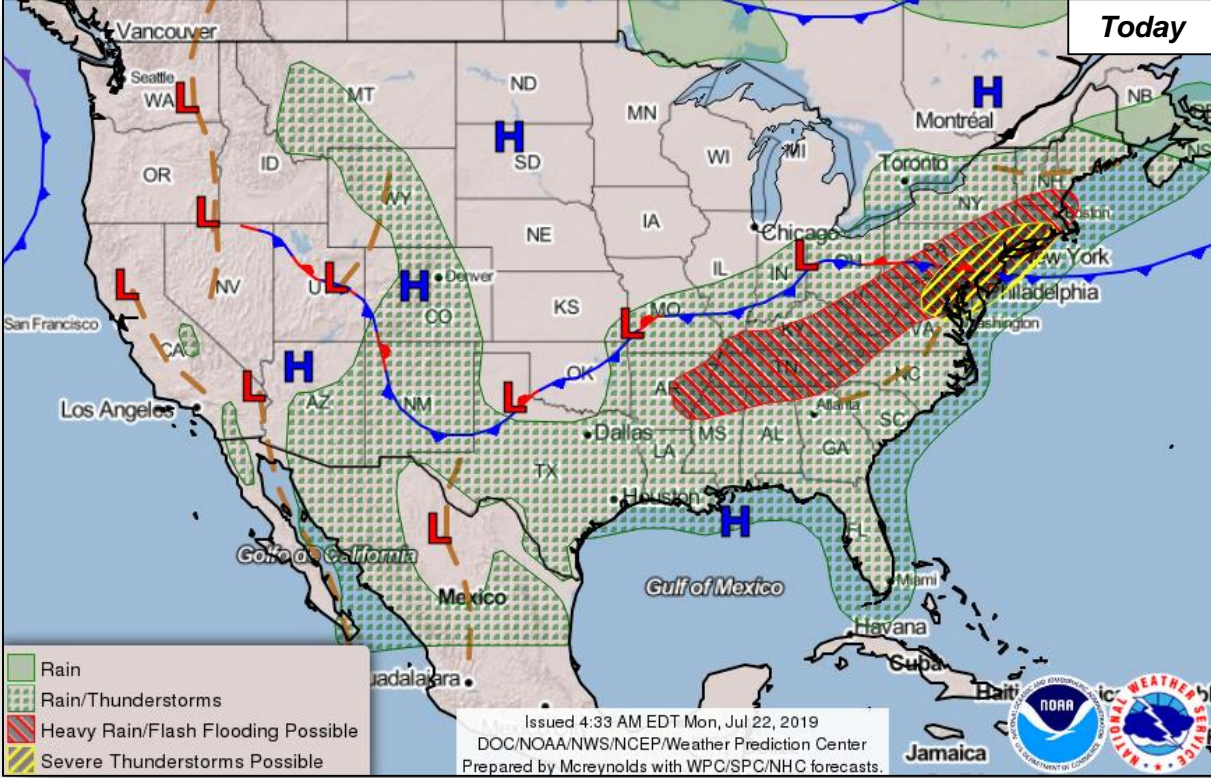
- Several Hundred miles SW of southern tip of Baja California, Mexico
- Moving N at 9 mph
- Max sustained winds 35 mph
- Expected to strengthen to a Tropical Storm Tuesday
- No threat to U.S. interests



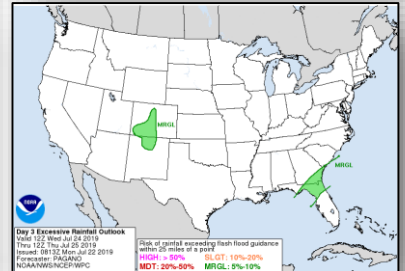
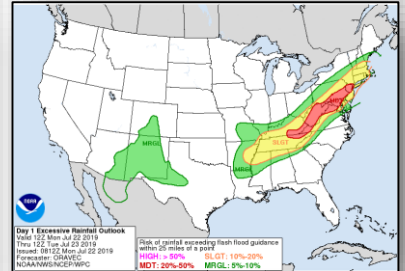
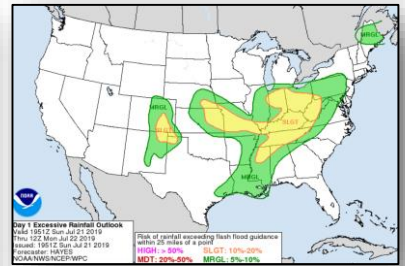
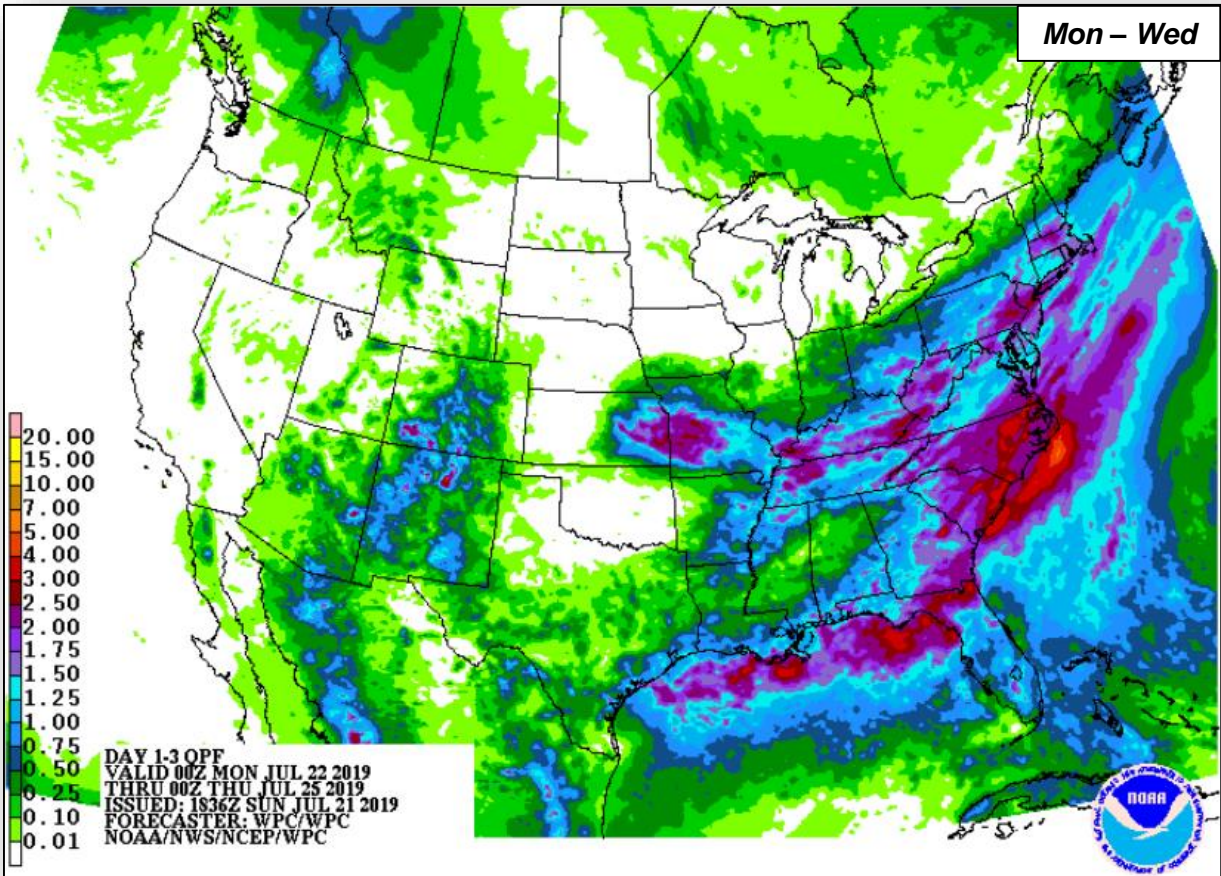
Current Disturbances & 5 Day Cyclone Formation: ✕ < 40% | ✖ 40-60% | ✗ > 60%
 Tropical / Sub-Tropical Cyclone: ○ Depression | ● Storm | ● Hurricane | ⊗ Post-Tropical Cyclone / Remnants

Potential track area: Day 1-3 (solid line) Day 4-5 (dotted line) | Watches: Hurricane (pink) Trop Stm (yellow) | Warnings: Hurricane (red) Trop Stm (blue) | Current wind extent: Hurricane (brown) Trop Stm (orange)

National Weather Forecast



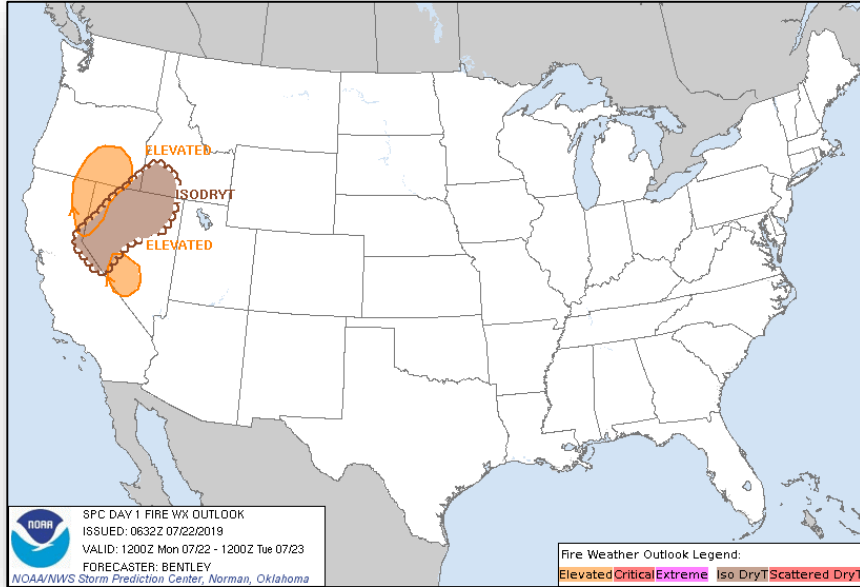
Precipitation Forecast



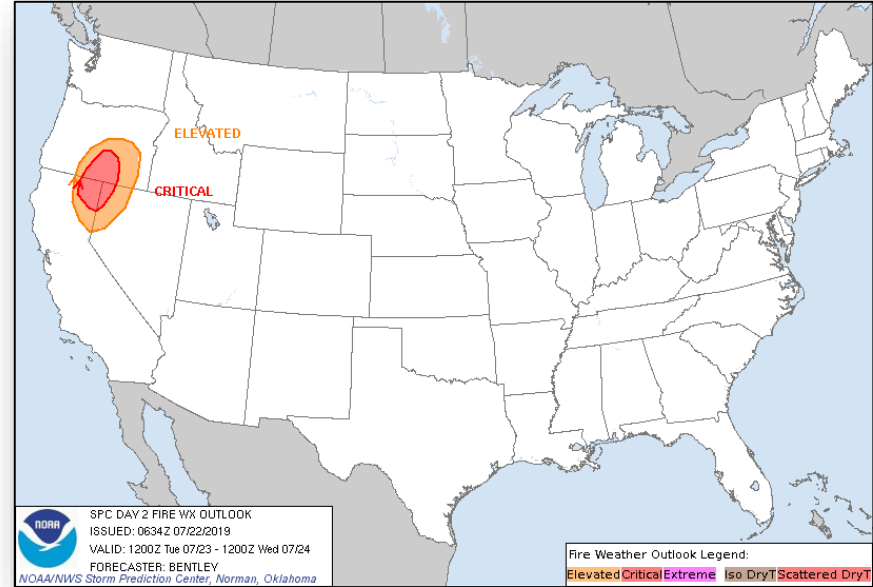
Fire Weather Outlook



FEMA



Monday

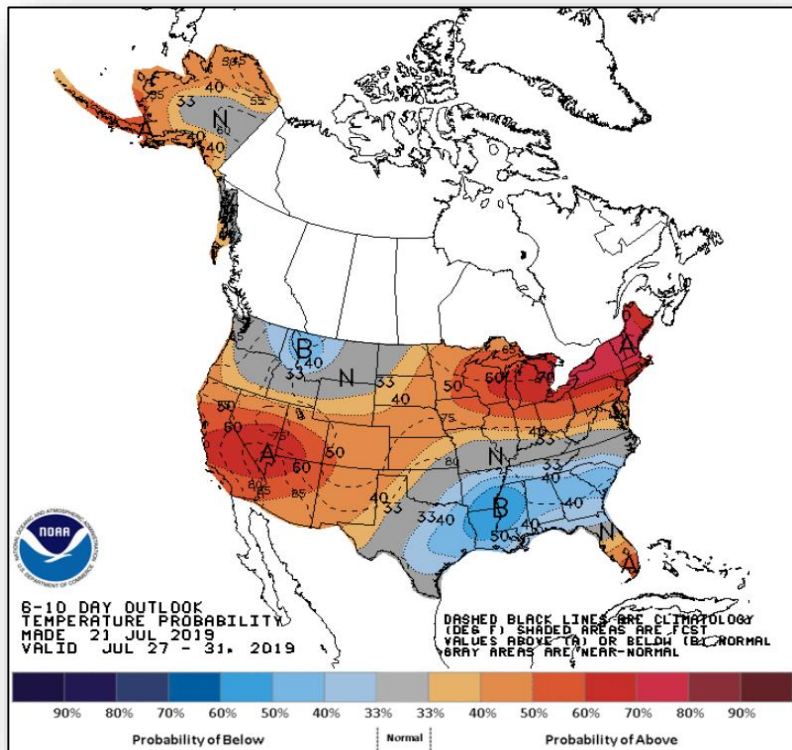


Tuesday

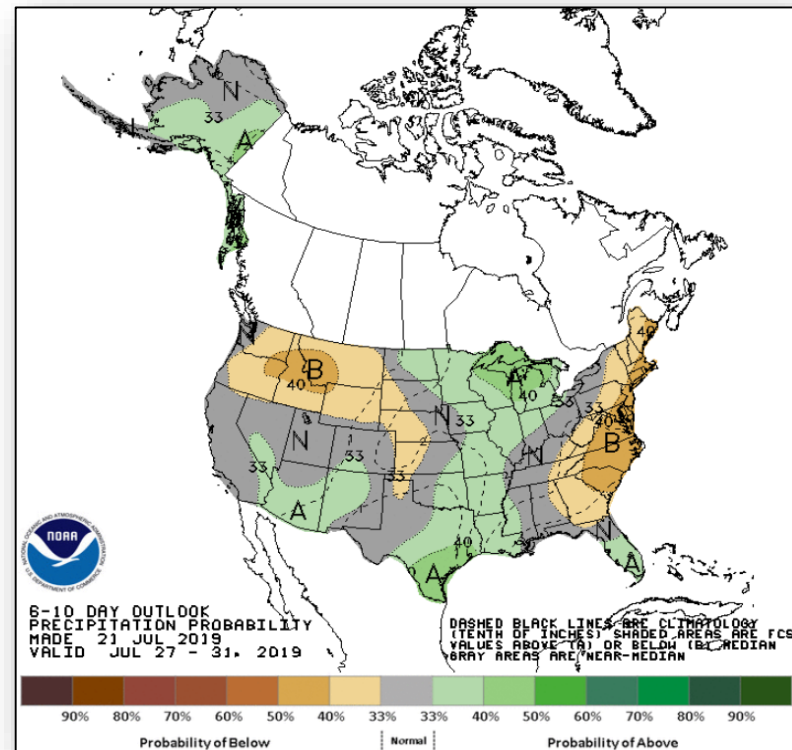
Long Range Outlooks – Jul 27-31



FEMA



6-10 Day Temperature Probability



6-10 Day Precipitation Probability

Joint Preliminary Damage Assessments



FEMA

Region	State / Location	Event	IA/PA	Number of Counties		Start – End
				Requested	Completed	
I	NH	Severe Storm and Flooding Jul 7	IA	0	0	N/A
			PA	1	0	7/23 – TBD
II	NJ	Severe Rain Storm Jun 19-20	IA	3	3	7/16 – 7/18
			PA	3	0	7/16 – TBD
V	IL	Severe Storms & Flooding Feb 24 – Jul 3	IA	19	0	7/29 – TBD
			PA	29	0	7/29 – TBD

Declaration Requests in Process – 1



FEMA

State / Tribe / Territory – Incident Description	Type	IA	PA	HM	Requested
MI – Severe Storms and Flooding	DR	X		X	Jun 10

Declaration Amendments



FEMA

Declaration	Amendment No.	Issued	Action
FEMA-4421-DR-IA	14	Jul 19	Adds 6 counties for PA

FEMA Common Operating Picture

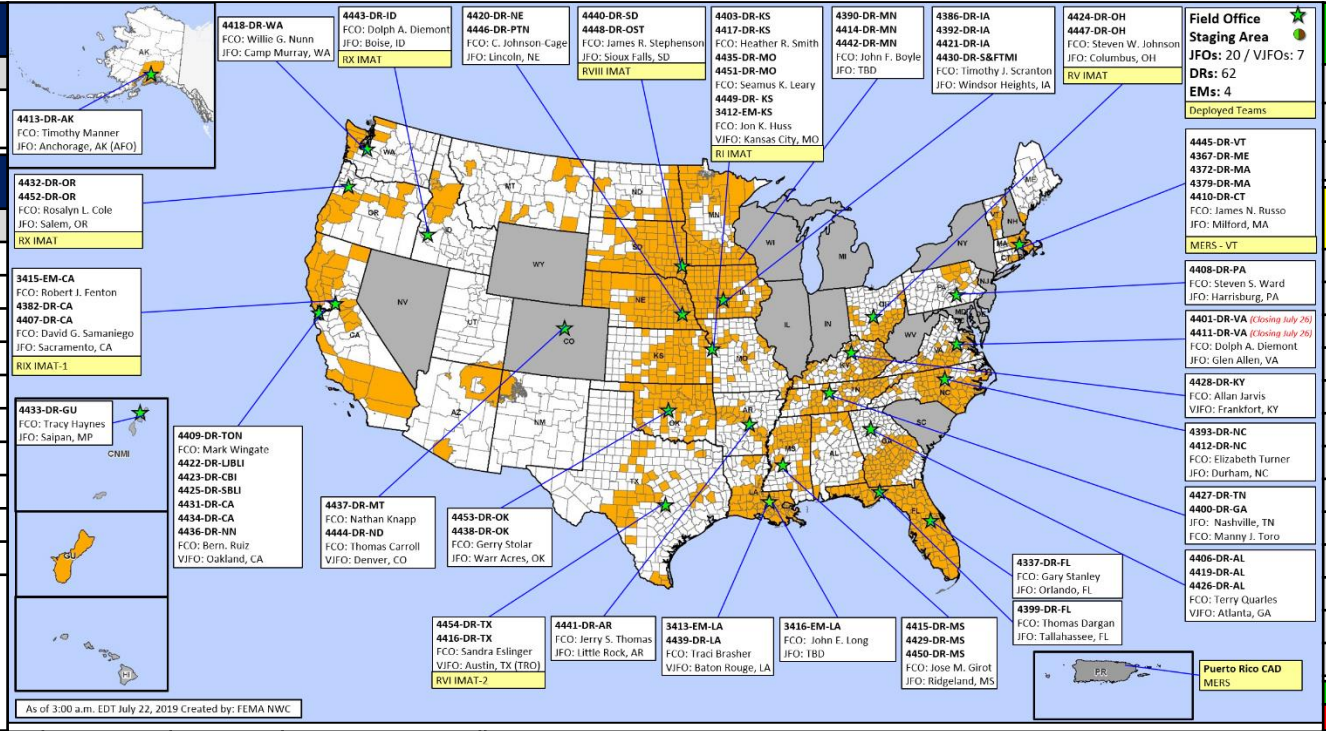


FEMA

FEMA HQ	
NWC	NRCC
Monitoring	Gold Team

FEMA REGIONS		
WATCH	RRCC	
Monitoring	I	Rostered
Monitoring	II	Rostered
Monitoring	III	Rostered
Monitoring	IV	Rostered
Monitoring	V	Rostered
Monitoring	VI	Rostered
Monitoring	VII	Rostered
Monitoring	VIII	Rostered
Monitoring	IX	Rostered
Monitoring	X	Rostered

Activation Details		
--------------------	--	--



N-IMATs	
2 Teams	
East	
West	
Crisis	

R-IMATs	
4 - 6 Teams	
I	MO
II	
III	
IV-1	
IV-2	
V	OH
VI-1	
VI-2	TX
VII	
VIII	SD
IX-1	CA
IX-2	
X	OR/ID

	FMC	PMC
	NMC	Deployed

Team:	US&R	MERS	FCOs	FDRCS	IM
Status	(>66%)	(>66%)	(= 2 Type I)	(≤1)	WORKFORCE
Assigned:	28	36	29	12	13,620 ▼
Unavailable:	0	0	2	1	3,984 ▼
Deployed:	0	1	25	10	6,435 ▲
Available:	28	35	2	1	3,201 / 24% ▼

IM CADRE AVAILABILITY SUMMARY	
Cadres with 25% or Less Availability	
DFTO 23% (53/231); EA 19% (94/504); EHP 7% (39/533); ER 9% (6/69); FL 10% (16/154); FM 19% (53/285); HM 14% (164/1182); HR 14% (33/228); IT 16% (112/680); LOG 18% (244/1324); NDRS 25% (68/276); OPS 22% (60/279); PA 8% (217/2586); PLAN 16% (65/403); SAF 2% (1/56); SEC 7% (9/120)	

As of 3:00 a.m. EDT July 22, 2019 Created by: FEMA NWC



FEMA

FEMA's mission is helping people before, during, and after disasters.

Click [here](#) to subscribe to this briefing.