

The Disaster Center is dedicated to the idea that disaster mitigation is cost effective and individuals pursuing their own interest are the greatest potential force for disaster reduction.

Please consider making a small donation to the Disaster Center



When disaster mitigation is cost effective, we are on the road to bringing disasters to an end.



FEMA

Daily Operations Briefing

Tuesday, July 16, 2019

8:30 a.m. EDT

National Current Operations & Monitoring



FEMA

Significant Incidents or Threats:

- Post-Tropical Cyclone Barry – Central Gulf Coast (*FINAL*)
- Critical Fire Weather – NV, UT, and AZ

Tropical Activity:

- Atlantic – Post-Tropical Cyclone Barry
- Eastern Pacific – No threat to U.S. interests
 - Disturbance 1: Medium (40%)
- Central Pacific – No activity affecting U.S. interests
- Western Pacific – No activity affecting U.S. interests

Declaration Activity: None

Post-Tropical Cyclone Barry (FINAL)



Situation: Barry is expected to produce additional rain accumulations of 3 to 6 inches across portions of southern Arkansas, northern Mississippi and far southwestern Tennessee. Isolated maximum totals exceeding 10 inches are possible across southwest Arkansas. Significant and life-threatening flash flooding is expected through this morning across southwest Arkansas.

Lifeline Impacts:

Safety and Security:

- LA: USACE assisting with locally managed levees south of New

Food, Water, and Sheltering:

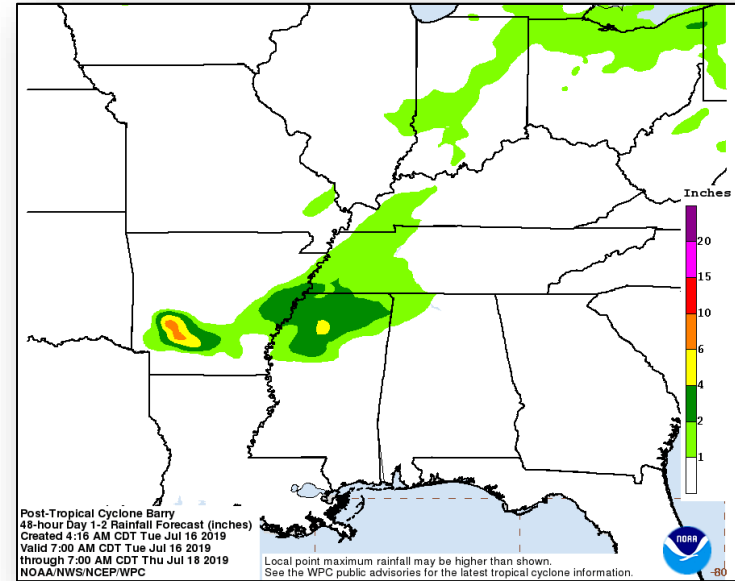
- LA: 2 (-1) shelters open / 92 (-20) occupants; (ESF-6 Shelter Count as of 6:00 a.m. EDT)

Health and Medical:

- LA healthcare system continues to improve with minimal disruptions; no anticipated shortfalls
- One medical center and three nursing homes remain closed; all are scheduled to re-open today

Energy*:

- LA: 12k (peak 181k) customers without power



(*As of 2:00 a.m. EDT). Customer outage data is provided by the Department of Energy's EAGLE-I system. Comprehensive National coverage of all electrical service providers is not available.)

Post-Tropical Cyclone Barry – Response



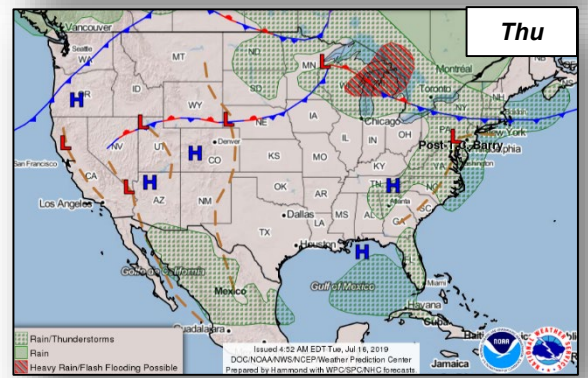
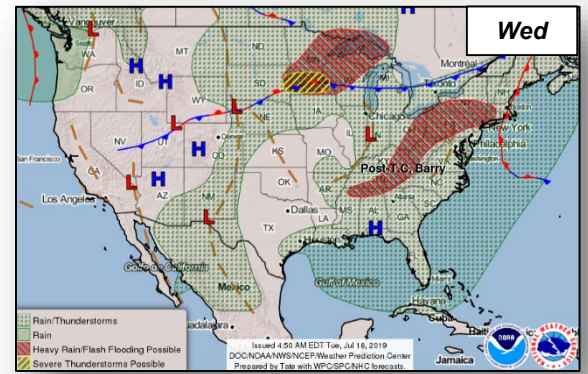
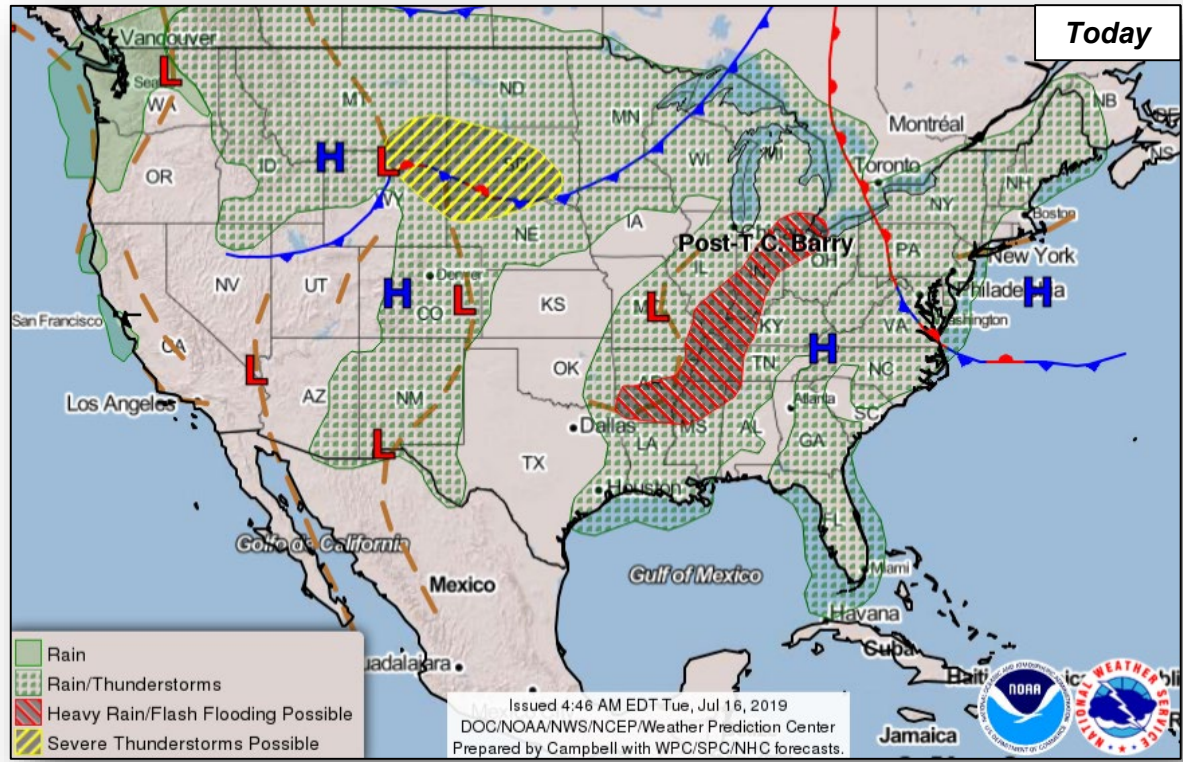
State / Local:

- LA EOC: Monitoring (Crisis Action Team activated for severe weather)
- MS EOC: Partial Activation
 - Governor declared a State of Emergency

FEMA / Federal:

- President approved Emergency Declaration FEMA-3416-EM-LA
- FEMA Region IV: RWC Steady State
 - LNOs deployed to MS EOC and to Harrison County (MS) EOC
- FEMA Region VI: RWC: Enhanced Watch
 - RRCC: Deactivated
 - IMAT-1 deployed to LA EOC
- FEMA HQ: NWC is monitoring
 - ISB personnel deployed to Roseland and Sherwood Forest, LA
 - MERS assets deployed to Baton Rouge, LA; demobilization plan pending
 - US&R Blue IST, Type 3 Task Force, and one Mission Ready Package - water rescue

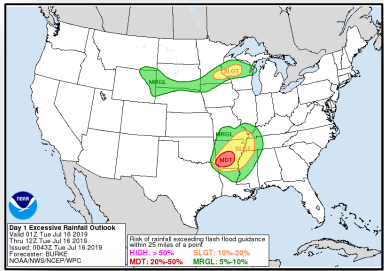
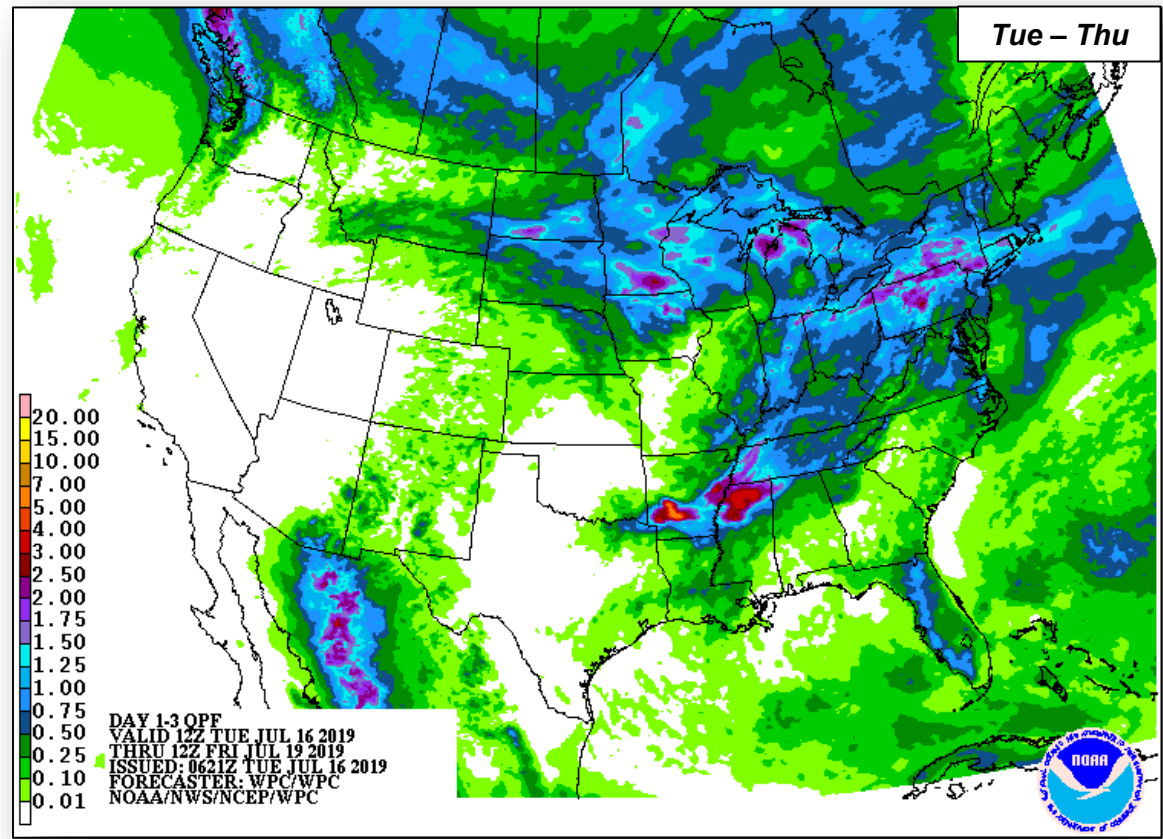
National Weather Forecast



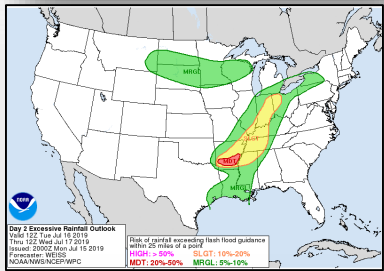
Precipitation Forecast



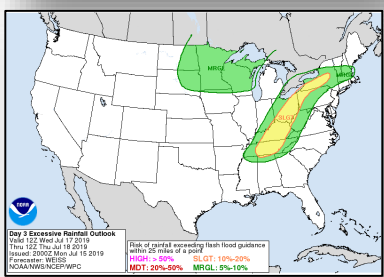
FEMA



Tue

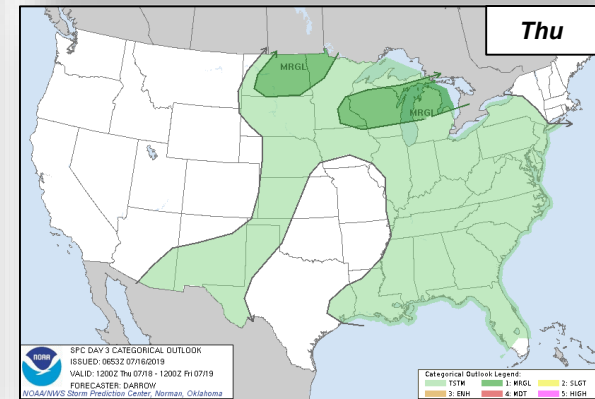
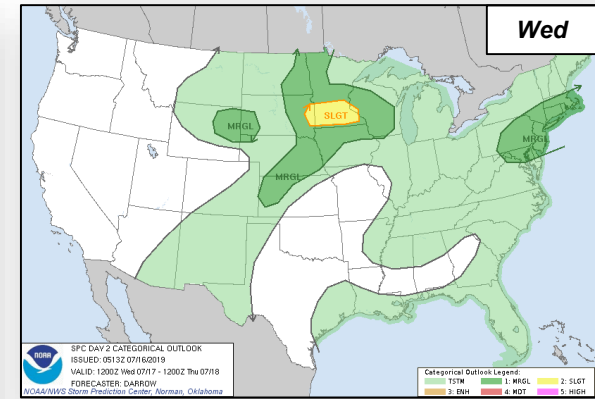
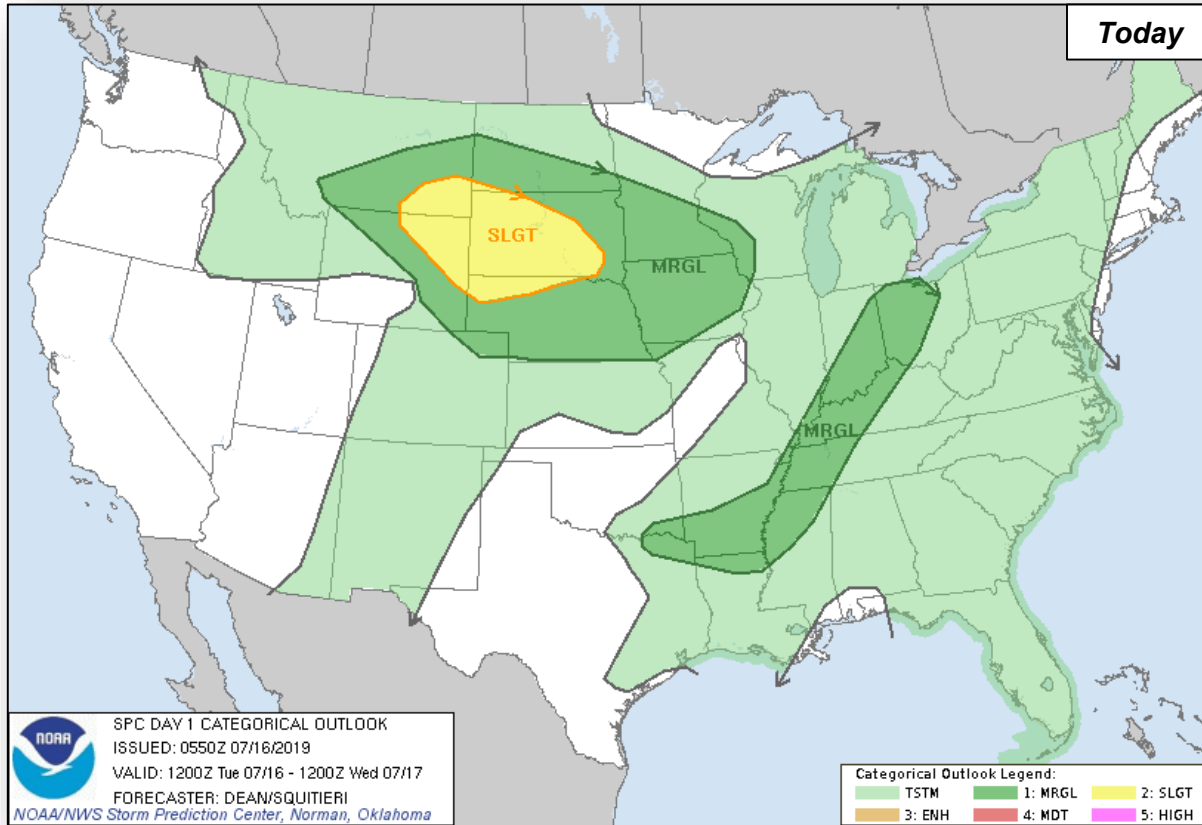


Wed

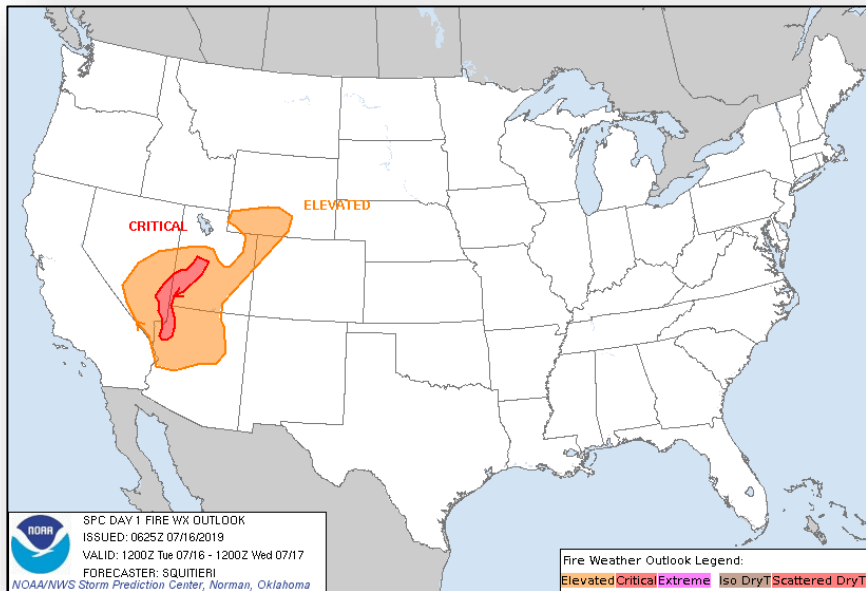


Thu

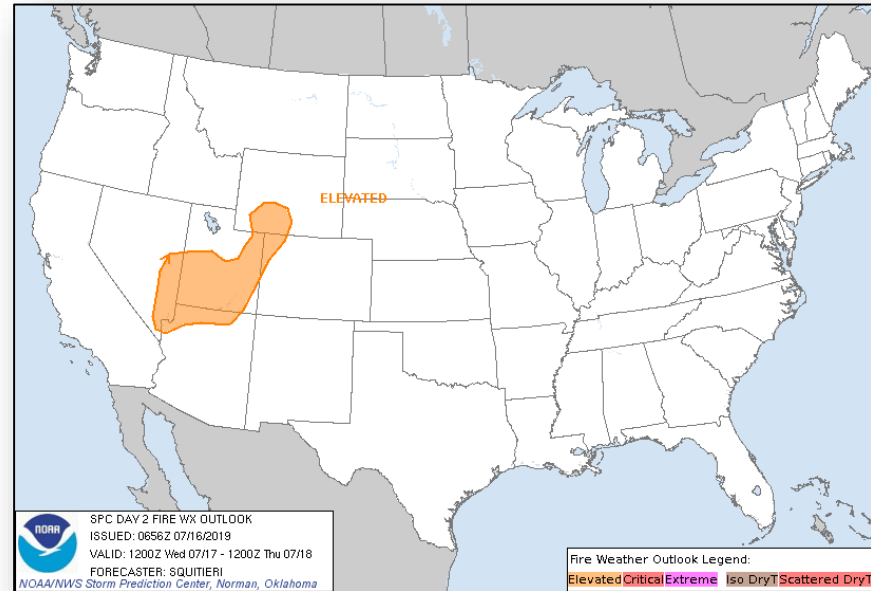
Severe Weather Outlook



Fire Weather Outlook



Tuesday

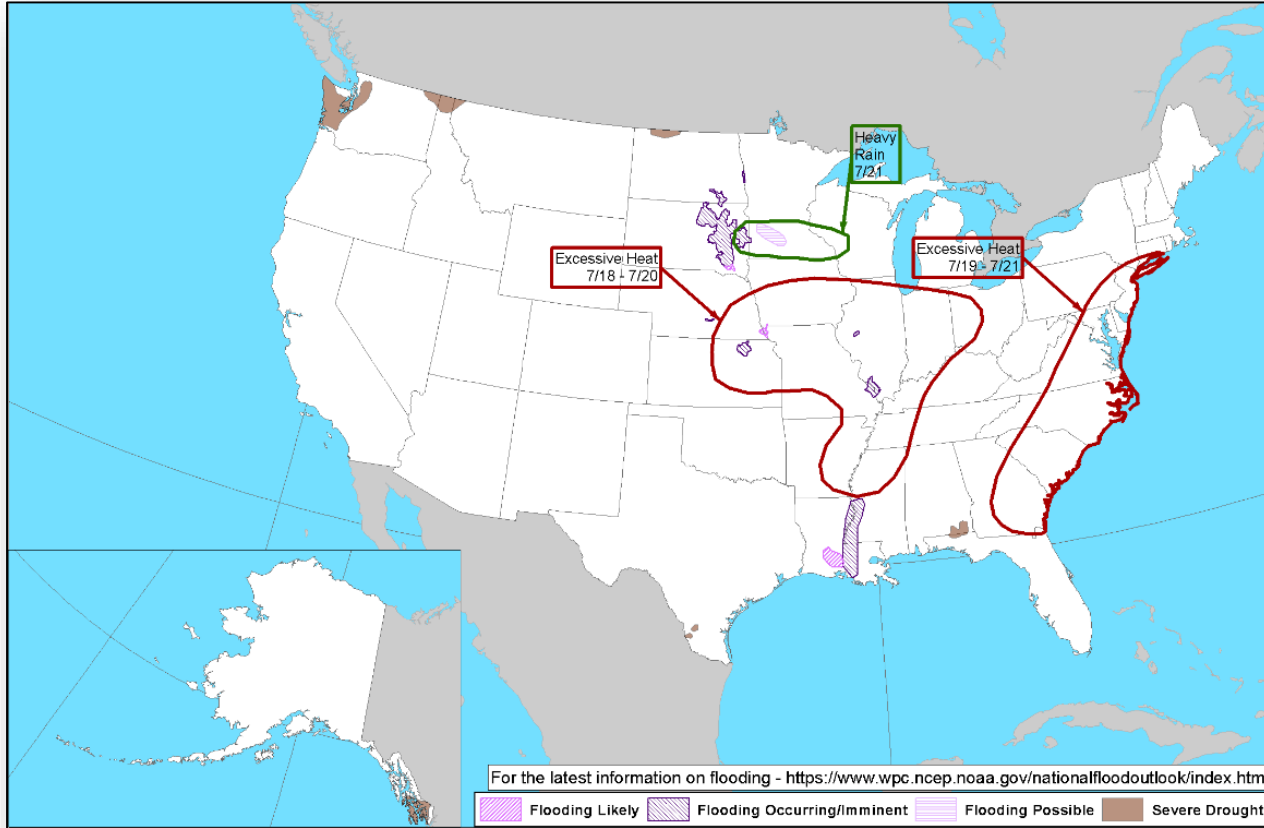


Wednesday

Hazards Outlook – July 18-22



FEMA



Joint Preliminary Damage Assessments



FEMA

Region	State / Location	Event	IA/PA	Number of Counties		Start – End
				Requested	Completed	
II	NJ	Severe Rain Storm June 19-20, 2019	IA	3	0	7/15 – TBD
			PA	3	0	7/15 – TBD

Declaration Requests in Process – 2



FEMA

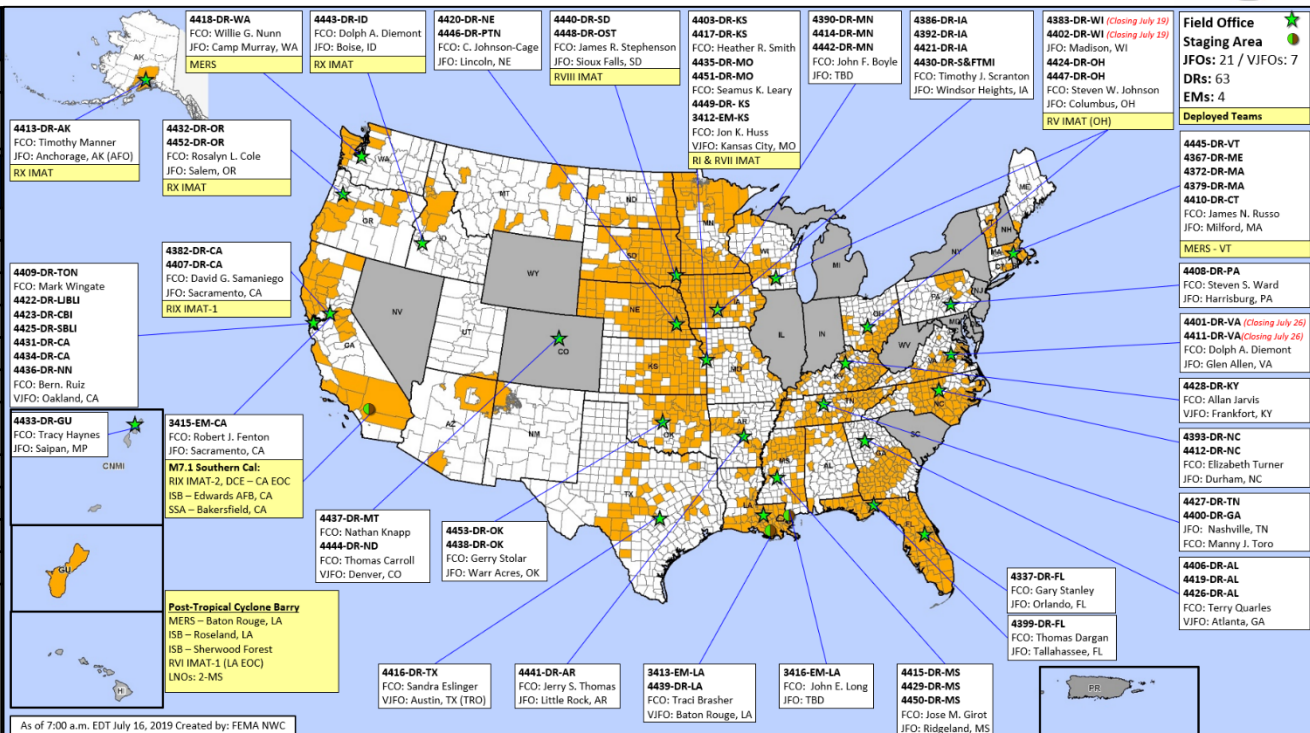
State / Tribe / Territory – Incident Description	Type	IA	PA	HM	Requested
MI – Severe storms and flooding	DR	X		X	Jun 10
TX – Severe Storms and Flooding	DR	X		X	Jul 10

FEMA Common Operating Picture



FEMA

FEMA HQ		
NWC	NRCC	
Monitoring	Gold Team	
FEMA REGIONS		
WATCH	RRCC	
Monitoring	I	Rostered
Monitoring	II	Rostered
Monitoring	III	Rostered
Monitoring	IV	Rostered
Monitoring	V	Rostered
Enhanced Watch	VI	Rostered
Monitoring	VII	Rostered
Monitoring	VIII	Rostered
Monitoring	IX	Rostered
Monitoring	X	Rostered
Activation Details		
RV1 RRCC: Deactivated; RWC at Enhanced Watch (dayshift)		



N-IMATs	
2 Teams	
East	
West	
Crisis	
R-IMATs	
≤ 3 Teams	
I	MO
II	
III	
IV-1	
IV-2	
V	OH
VI-1	LA
VI-2	
VII	
VIII	SD
IX-1	CA
IX-2	CA
X	OR/ID
FMC	PMC
NMC	Deployed

Team:	US&R	MERS	FCOs	FDRCs	IM WORKFORCE
Status	(>66%)	(>66%)	(= 2 Type I)	(=2)	
Assigned:	28	36	29	12	13,679 ▲
Unavailable:	0	0	3	2	3,985 ▲
Deployed:	0	4	24	9 (+1)	6,588 ▼
Available:	28	32	2	1 (-1)	3,106 / 23%▲

IM CADRE AVAILABILITY SUMMARY	
Cadres with 25% or Less Availability	
EA 20% (104/512); EHP 6% (33/535); ER 7% (5/69); FL 8% (13/153); FM 20% (58/287); HM 14% (161/1190); HR 17% (40/233); IT 15% (105/683); LOG 18% (235/1332); NDRS 22% (61/280); OPS 18% (52/283); PA 7% (186/2589); PLAN 14% (57/411); SAF 10% (6/58); SEC 8% (10/120)	

Public Assistance Grant Program

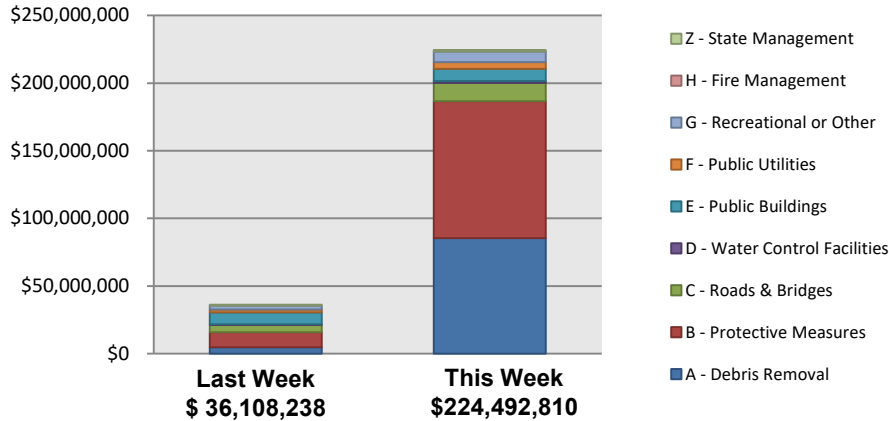


FEMA

PA Project Worksheets Obligated in past week, as of 07/15/19 at 1500 EDT

PA Category	Emergency Work		Permanent Work					H - Fire Management	Z - State Management	Total
	A - Debris Removal	B - Protective Measures	C - Roads & Bridges	D - Water Control Facilities	E - Public Buildings	F - Public Utilities	G - Recreational or Other			
Number Of PWs Obligated	76	89	159	8	83	31	41	0	41	528
Federal Share Obligated	\$85,481,092	\$101,265,637	\$13,297,126	\$1,554,959	\$9,061,782	\$4,826,719	\$7,807,629	\$0	\$1,197,866	\$224,492,810

Public Assistance Obligated per Category In the Past 2 Weeks – 7/1/2019 through 7/15/2019



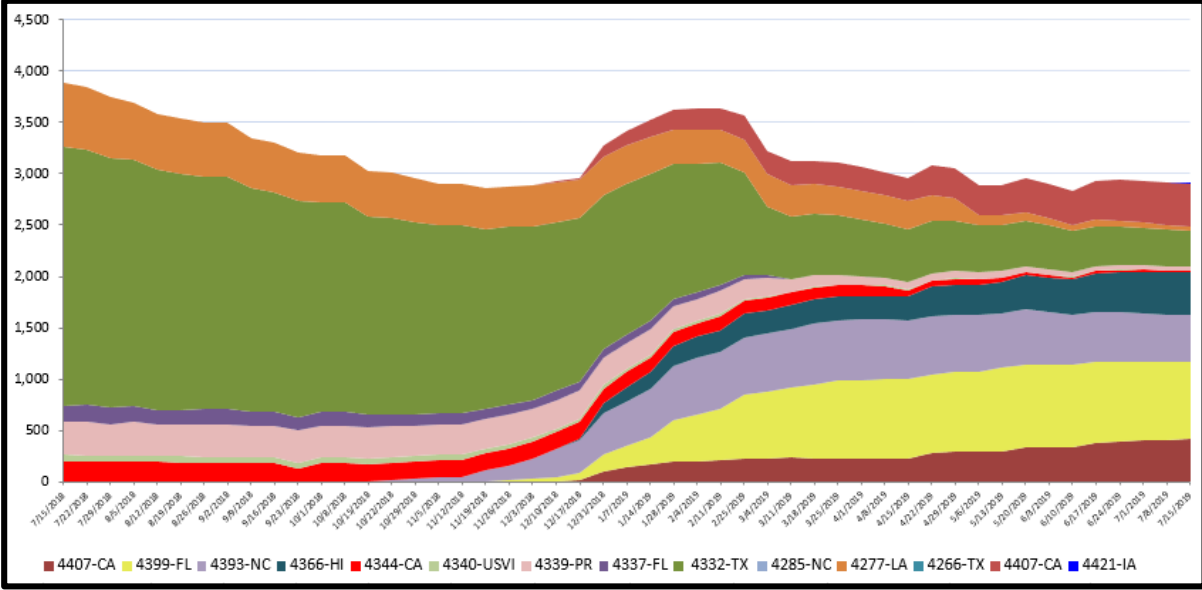
This weeks PA Highlights

- In 4407 - CA
 - \$76.7 Million obligated for Category B – Protective Measures
- In 4337 - FL
 - \$81 Million obligated for Category A – Debris Removal

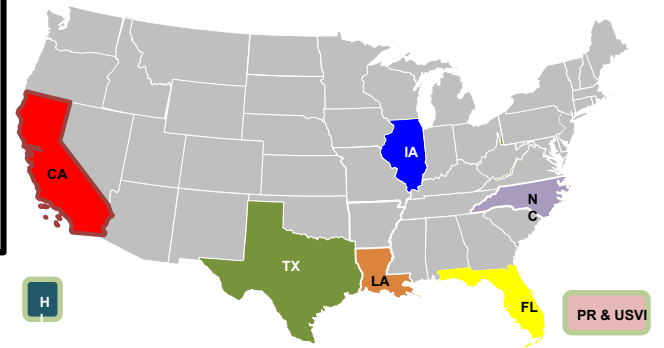
Direct Housing



Total Households in FEMA Direct Housing per State
 Past Year per Week, 7/15/2018 – 7/15/2019, There are currently **2,072** Households Occupying **2,072** Temporary Units



DR	IA Declaration Date	Program End Date	Current # of Households in Direct Housing (Weekly Change)
4421-IA	3/23/2019	9/23/2020	3 (0)
4407-CA	11/12/2018	5/12/2020	422 (+13)
4399-FL	10/11/2018	4/11/2020	749 (-11)
4393-NC	9/14/2018	3/14/2020	449 (-10)
4366-HI	5/11/2018	11/11/2019	6 (0)
4344-CA	10/10/2017	7/10/2019	8 (11)
4340-USVI	9/20/2017	9/7/2019	2 (1)
4339-PR	9/20/2017	9/20/2019	40 (-2)
4332-TX	8/25/2017	8/25/2019	347 (-7)
4277-LA	8/14/2016	4/30/2019	46 (-2)



States with Currently Occupied Units

PR & USVI

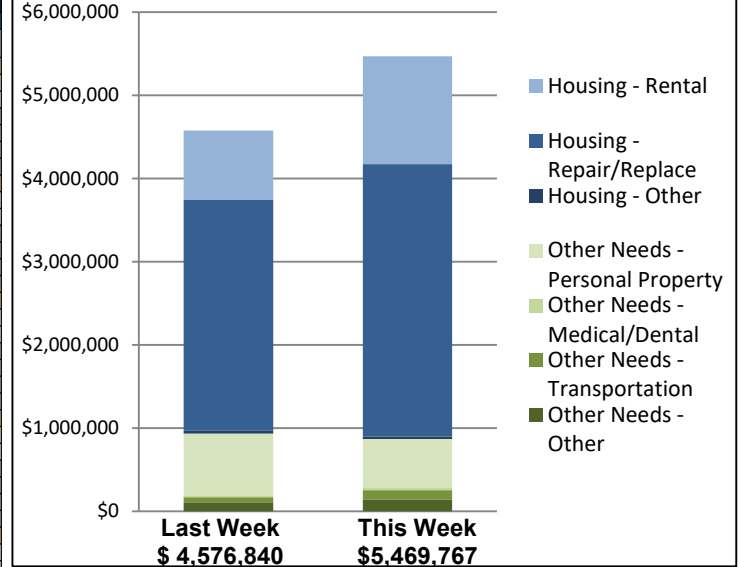
Individual Assistance Activity



FEMA

2 Weeks – 7/1/2019 through 7/15/2019

	Individuals and Households Program Activity As Of: 7/15/19				
	In Past 7 Days		Cumulative		
	Applicants Approved	Amount Approved	Applicants Approved	Amount Approved	
Open Registration Period	4421-IA Declared 03-23-2019 End Of Reg Period 07-16-2019				
	Housing Assistance	63	\$271,912.84	1,242	\$12,717,446.79
	Other Needs Assistance	27	\$17,556.53	763	\$1,687,083.61
	Total IHP		\$289,469.37		\$14,404,530.40
	Average IHP				\$8,549
	Total Max Grants			HA	ONA
				141	0
	4438-OK Declared 06-01-2019 End Of Reg Period 07-31-2019				
	Housing Assistance	119	\$541,931.12	1,543	\$11,514,387.06
	Other Needs Assistance	61	\$171,034.45	804	\$1,844,416.94
	Total IHP		\$712,965.57		\$13,358,804.00
	Average IHP				\$6,900
	Total Max Grants			HA	ONA
				37	1
	4440-SD Declared 06-07-2019 End Of Reg Period 08-06-2019				
	Housing Assistance	80	\$233,306.80	249	\$898,401.47
	Other Needs Assistance	97	\$55,806.57	307	\$180,463.35
	Total IHP		\$289,113.37		\$1,078,864.82
	Average IHP				\$2,107
	Total Max Grants			HA	ONA
			0	0	
4441-AR Declared 06-08-2019 End Of Reg Period 08-07-2019					
Housing Assistance	61	\$390,753.49	834	\$7,515,280.48	
Other Needs Assistance	15	\$19,531.06	174	\$445,695.05	
Total IHP		\$410,284.55		\$7,960,975.53	
Average IHP				\$9,366	
Total Max Grants			HA	ONA	
			14	0	
4447-OH Declared 06-18-2019 End Of Reg Period 08-19-2019					
Housing Assistance	160	\$323,151.02	1,104	\$2,248,570.90	
Other Needs Assistance	61	\$104,622.53	377	\$806,468.87	
Total IHP		\$427,773.55		\$3,055,039.77	
Average IHP				\$2,609	
Total Max Grants			HA	ONA	
			5	0	
4451-MO Declared 07-09-2019 End Of Reg Period 09-09-2019					
Housing Assistance	228	\$911,637.23	228	\$911,637.23	
Other Needs Assistance	34	\$119,914.25	34	\$119,914.25	
Total IHP		\$1,031,551.48		\$1,031,551.48	
Average IHP				\$4,466	
Total Max Grants			HA	ONA	
			3	0	
Other IHP Active	18 Declarations IHP Programmatically Open - Closed Registration *				
	Housing Assistance	347	\$1,926,801.16		
	Other Needs Assistance	234	\$381,808.15		
Total IHP		\$2,308,609.31			
Total IHP Approved in Past Week		\$5,469,767.20			





FEMA

FEMA's mission is helping people before, during, and after disasters.

Click [here](#) to subscribe to this briefing.