

The Disaster Center is dedicated to the idea that disaster mitigation is cost effective and individuals pursuing their own interest are the greatest potential force for disaster reduction.

Please consider making a small donation to the Disaster Center



When disaster mitigation is cost effective, we are on the road to bringing disasters to an end.



FEMA

Daily Operations Briefing

Tuesday, July 9, 2019

8:30 a.m. EDT

National Current Operations & Monitoring



FEMA

Significant Incidents or Threats:

- Earthquake – Southern California (M7.1) (*FINAL*)
- Severe thunderstorms and heavy rain possible – Northern/Central Plains and Great Lakes
- Heavy rain possible – Northern/Eastern Gulf Coast

Tropical Activity:

- Atlantic – Invest 92L: High (80%)
- Eastern Pacific – No threat to U.S. interests
 - Disturbance 1: Low (20%)
- Central Pacific – No activity affecting U.S. interests
- Western Pacific – No activity affecting U.S. interests

Declaration Activity: Approval: Emergency Declaration (FEMA-3415-EM-CA)

Earthquake – Southern California (FINAL)



FEMA

Situation: Aftershocks to continue this week; threat of additional significant earthquakes will diminish as time goes by. Joint preliminary damage assessments are tentatively scheduled to begin on July 10.

Lifeline Impacts:

Food, Water, and Sheltering:

- Shelters: Ridgecrest: 2 open / 47 occupants (ARC Shelter Count 5:53 am EDT)
- San Bernardino County: Boil Water Notice in effect for Trona

Health & Medical:

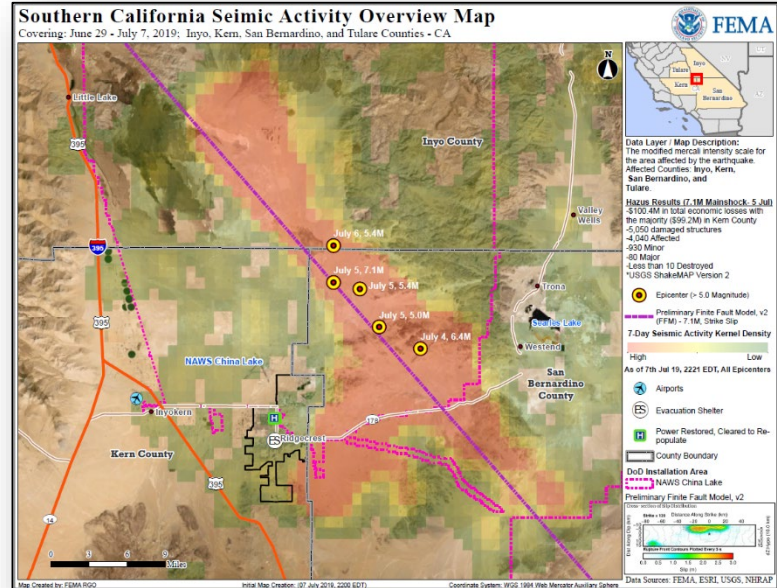
- Ridgecrest Regional Hospital is open; repopulation began today

State/Local:

- CA EOC at Full Activation
- Governor declared a State of Emergency

Federal:

- Emergency Declaration approved July 8, 2019; FEMA-3415-EM-CA
- FEMA Region IX
 - RWC is monitoring; RRCC is rostered
 - LNO demobilized from Kern County EOC
 - Region IX IMAT-2, DCE, and select ESFs remain deployed to CA EOC
- FEMA HQ:
 - NWC is monitoring; NRCC is rostered
 - National IMAT West deployed to CA EOC
 - Logistics Staging Areas at Edwards AFB and Bakersfield

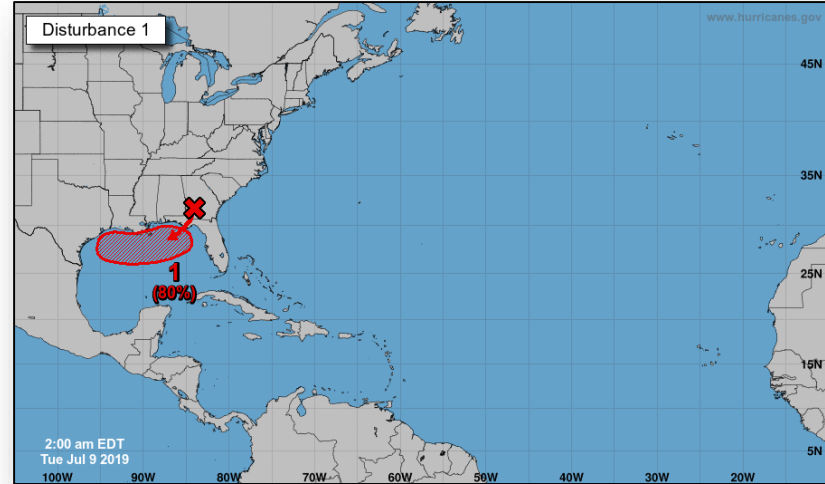


Tropical Outlook – Atlantic



Invest 92L (as of 2:00 a.m. EDT)

- Located over southwestern GA, forecast to move S toward northeastern Gulf of Mexico
- Tropical depression likely to form by the end of the week
- Regardless of development, this system has the potential to produce heavy rainfall along the northern and eastern U.S. Gulf Coast later this week
- Formation chance through 48 hours: Low (40%)
- Formation chance through 5 days: High (80%)



Current Disturbances & 5 Day Cyclone Formation: ✕ < 40% | ✖ 40-60% | ✗ > 60%
Tropical / Sub-Tropical Cyclone: ○ Depression | ● Storm | ● Hurricane | ⊗ Post-Tropical Cyclone / Remnants

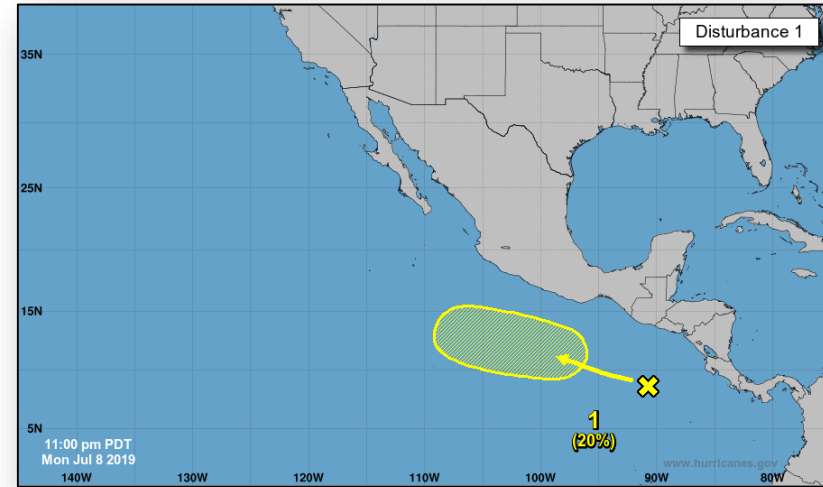
Potential track area: Day 1-3 Day 4-5 | Watches: Hurricane Trop Stm | Warnings: Hurricane Trop Stm | Current wind extent: Hurricane Trop Stm

Tropical Outlook – Eastern Pacific



Disturbance 1 *(as of 2:00 a.m. EDT)*

- Located several hundred miles S of El Salvador
- Moving W to WNW
- Formation chance through 48 hours: Low (near 0%)
- Formation chance through 5 days: Low (20%)
- No threat to U.S. interests



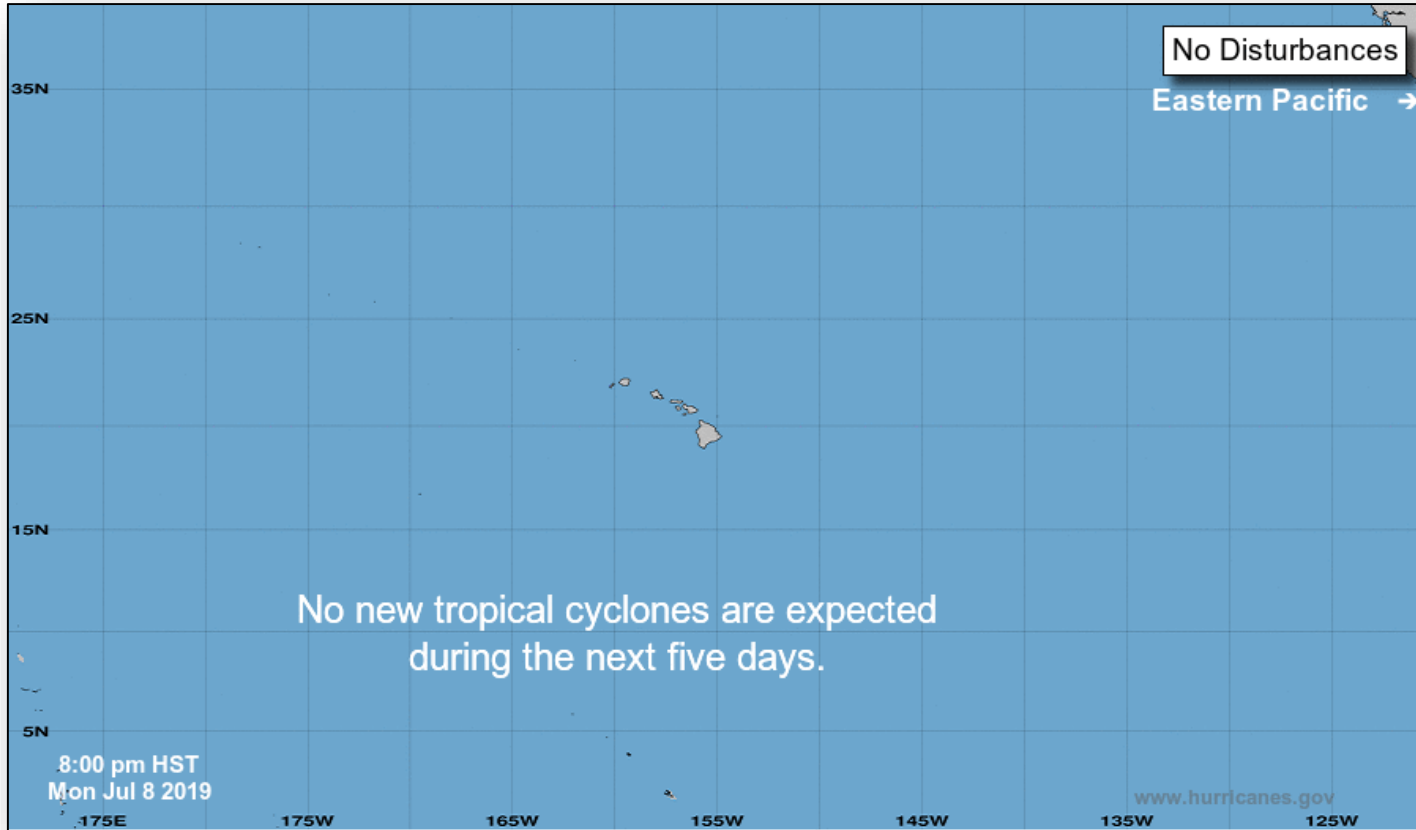
Current Disturbances & 5 Day Cyclone Formation: ✕ < 40% | ✕ 40-60% | ✕ > 60%
Tropical / Sub-Tropical Cyclone: ○ Depression | ● Storm | ● Hurricane | ● Post-Tropical Cyclone / Remnants

Potential track area: Day 1-3 Day 4-5
Watches: Hurricane Trop Stm
Warnings: Hurricane Trop Stm
Current wind extent: Hurricane Trop Stm

Tropical Outlook – Central Pacific



FEMA



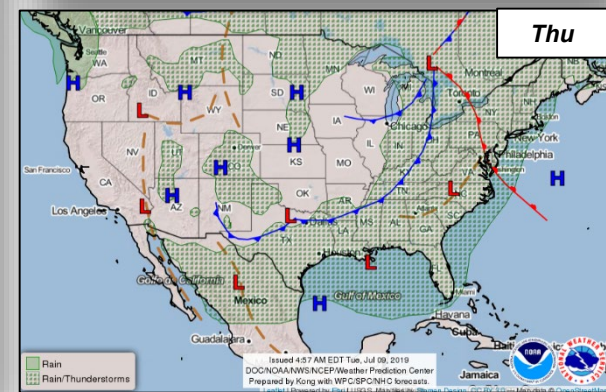
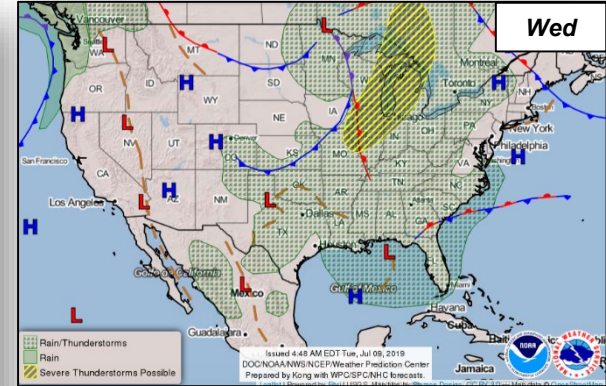
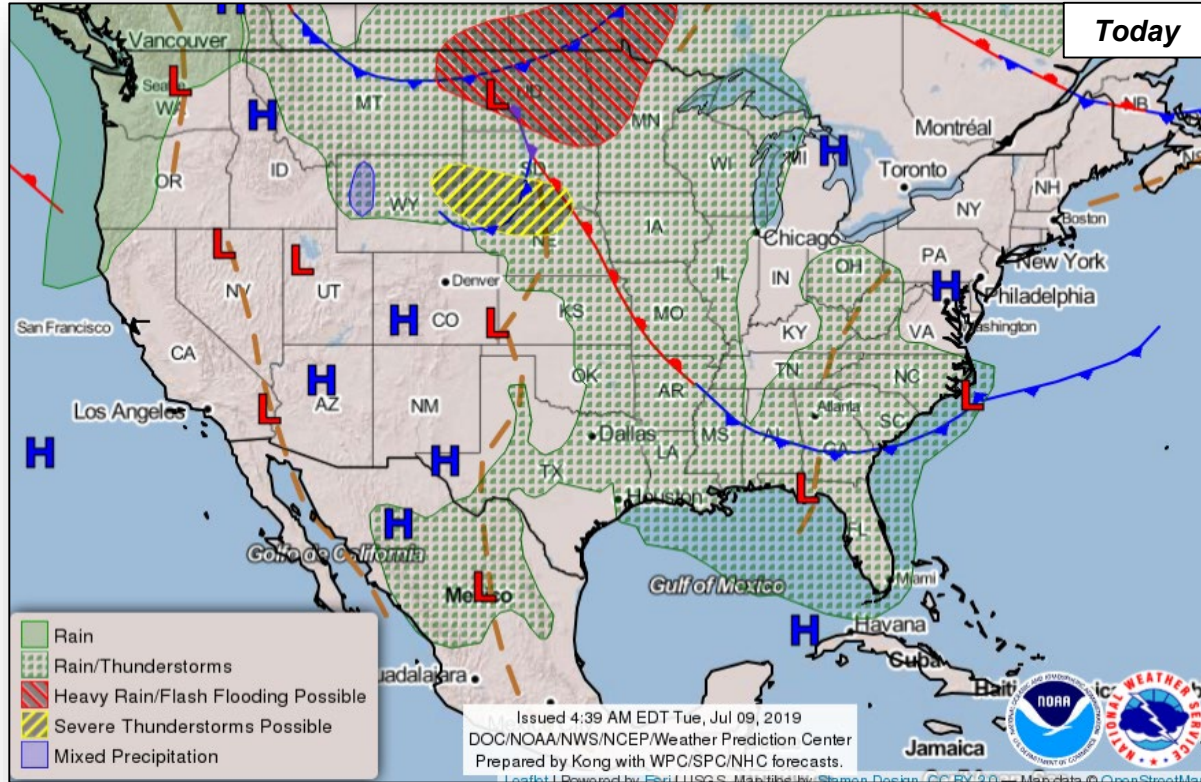
Current Disturbances & 5 Day Cyclone Formation: ✕ < 40% | ✕ 40-60% | ✕ > 60%
Tropical / Sub-Tropical Cyclone: ○ Depression | ● Storm | ● Hurricane | ⊗ Post-Tropical Cyclone / Remnants

Potential track area: Day 1-3 Day 4-5
Watches: Hurricane Trop Stm
Warnings: Hurricane Trop Stm
Current wind extent: Hurricane Trop Stm

National Weather Forecast



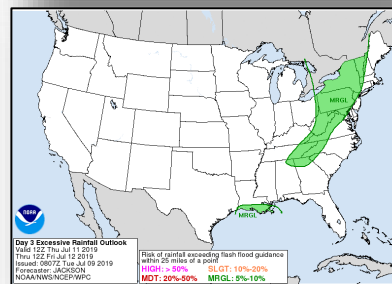
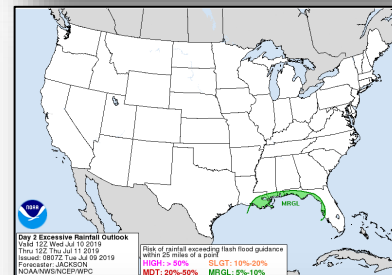
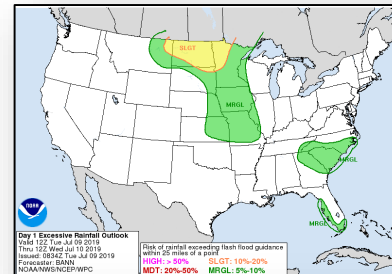
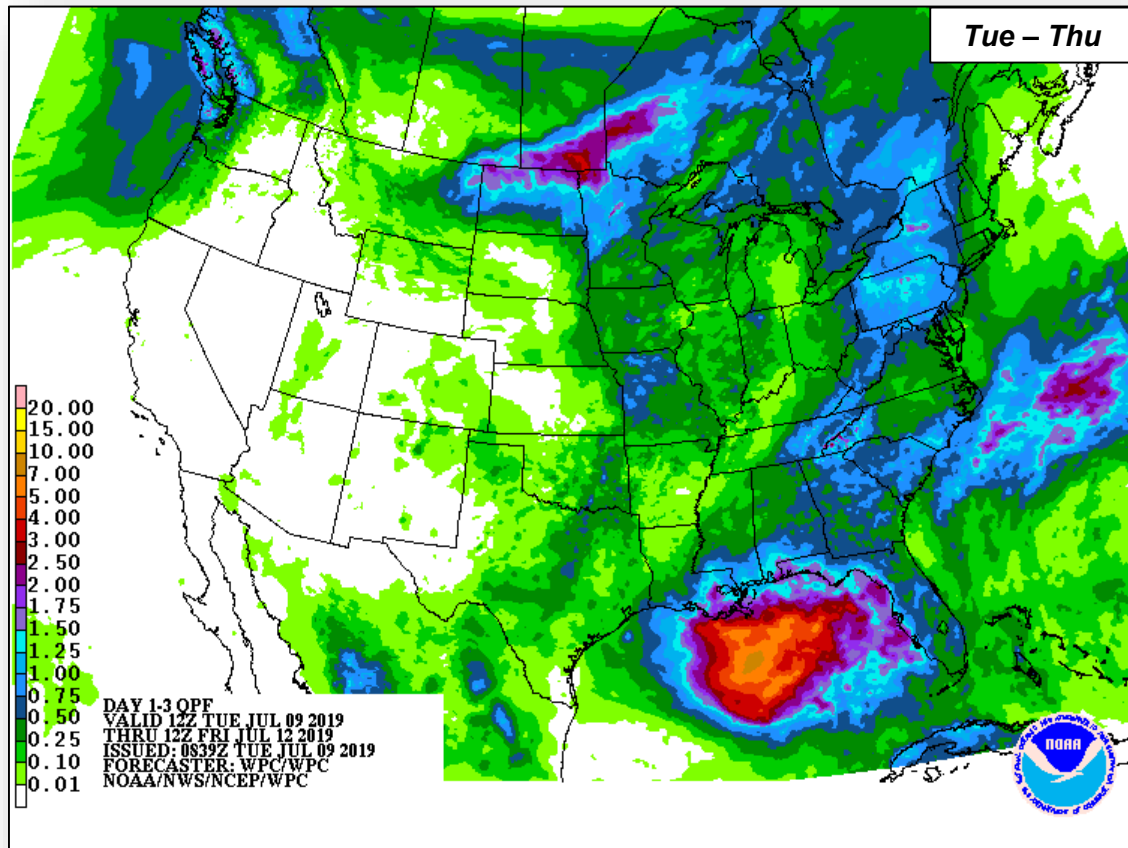
FEMA



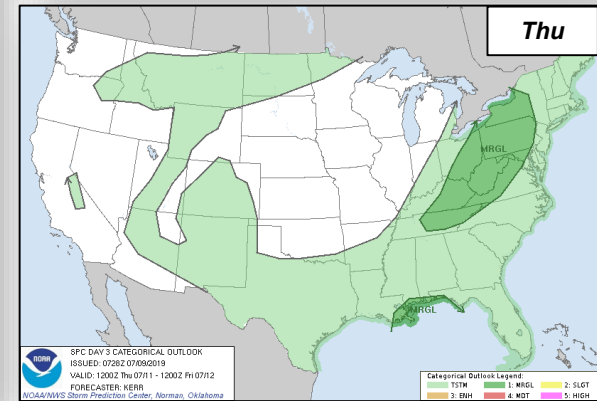
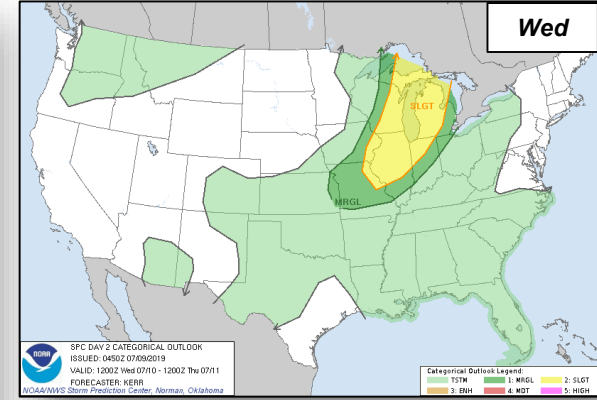
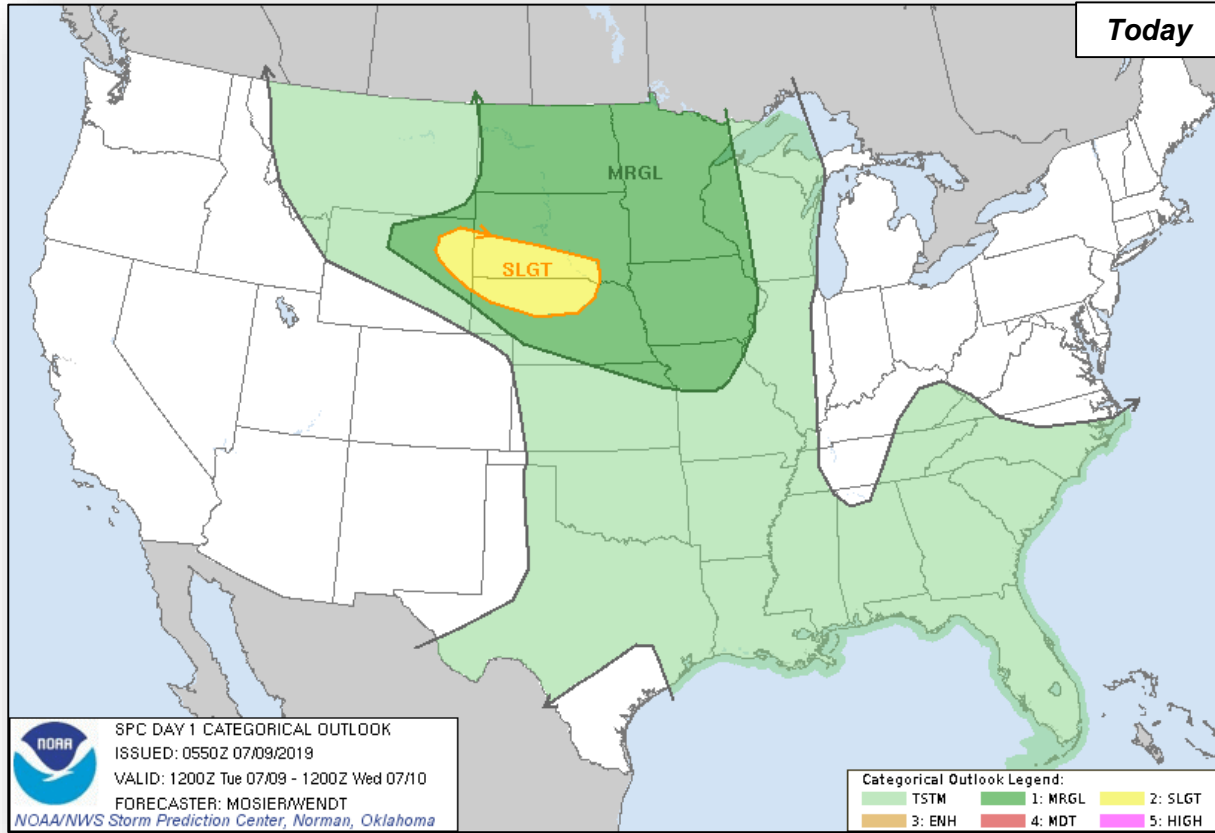
Precipitation Forecast



FEMA



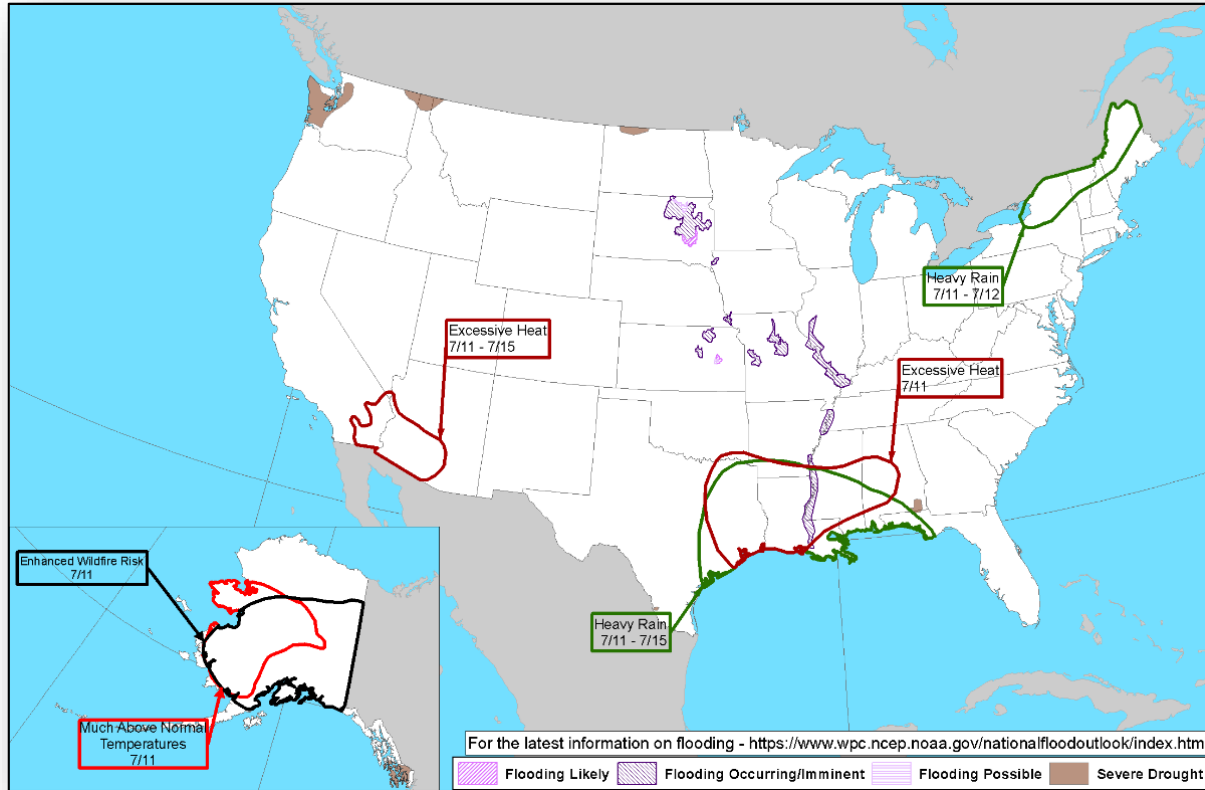
Severe Weather Outlook



Hazards Outlook – July 11-15



FEMA



Joint Preliminary Damage Assessments



Region	State / Location	Event	IA/PA	Number of Counties		Start – End
				Requested	Completed	
III	WV	Severe weather June 29, 2019	IA	0	0	N/A
			PA	5	0	7/9-TBD
VI	OK	Flooding May 7-9, 2019	IA	0	0	N/A
			PA	52	52	6/12 – 7/7
VII	MO	Severe storms and flooding April 29, 2019 and continuing	IA	42	42	6/12 – 6/18
			PA	73	25	6/24 – TBD

Declaration Approval



FEMA

Declaration: FEMA-3415-EM-CA

Requested: July 6

Approved: July 8

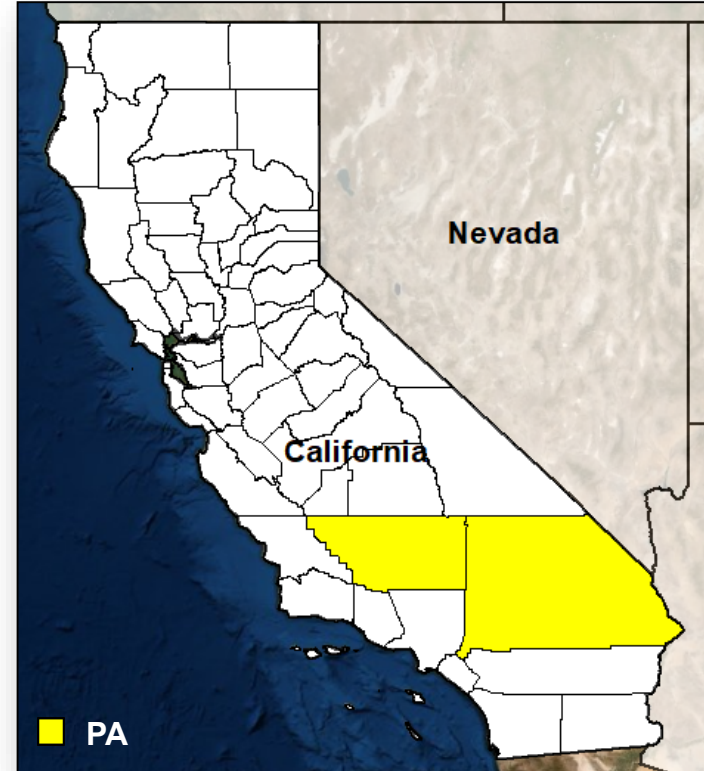
Incident: Earthquakes

Incident Period: July 4 and continuing

Provides:

- Emergency Protective Measures (Category B), including Direct Federal Assistance, under the Public Assistance program: Kern and San Bernardino counties

FCO: Robert J. Fenton



Declaration Requests in Process – 4



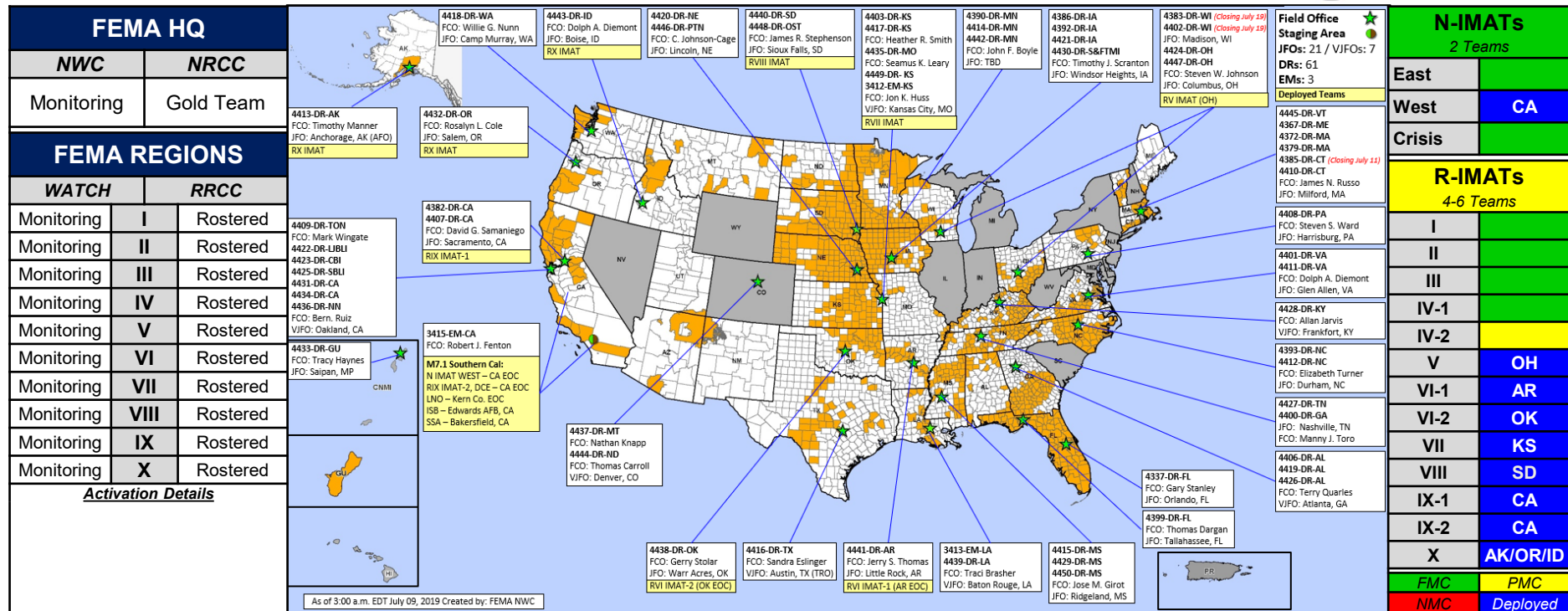
FEMA

State / Tribe / Territory – Incident Description	Type	IA	PA	HM	Requested
MI – Severe storms and flooding	DR	X		X	Jun 10
OR – Severe storms, flooding, landslides, and mudslides	DR		X	X	Jun 10
MO – Severe storms, tornadoes, and flooding	DR	X		X	Jun 24
OK – Severe storms, tornadoes, straight-line winds, and flooding	DR	X	X	X	Jul 3
CA – Earthquakes – APPROVED July 8, 2019	EM		X		Jul 6

FEMA Common Operating Picture



FEMA



N-IMATs	
2 Teams	
East	
West	CA
Crisis	
R-IMATs	
4-6 Teams	
I	
II	
III	
IV-1	
IV-2	
V	OH
VI-1	AR
VI-2	OK
VII	KS
VIII	SD
IX-1	CA
IX-2	CA
X	AK/OR/ID
FMC	PMC
NMC	Deployed

Team:	US&R	MERS	FCOs	FDRCS	IM	IM CADRE AVAILABILITY SUMMARY	
Status	(>66%)	(>66%)	(≤1Type 1)	(=2)	WORKFORCE	Cadres with 25% or Less Availability	
Assigned:	28	36	29	12	13,610 ▲	EA 24% (123/513); EHP 5% (28/529); ER 9% (6/69); FL 14% (22/153); FM 22% (62/287); HM 14% (159/1,177); IT 16% (109/677); LOG 18% (238/1,327); NDRS	
Unavailable:	0	0	2	2	3,974 ▼	22% (61/283); OPS 20% (57/280); PA 8% (204/2,578); PLAN 15% (59/403); SAF	
Deployed:	0	1	24	8	6,218 ▲	7% (4/54); SEC 8% (10/120)	
Available:	28	35	3	2	3,418 / 25% ▼		

Public Assistance Grant Program

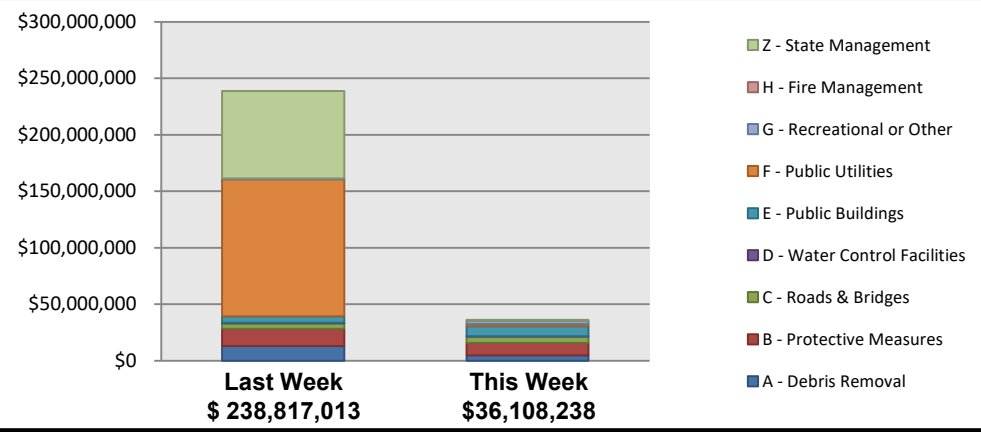


FEMA

PA Project Worksheets Obligated in past week, as of 07/08/19 at 1500 EDT

PA Category	Emergency Work		Permanent Work					H - Fire Management	Z - State Management	Total
	A - Debris Removal	B - Protective Measures	C - Roads & Bridges	D - Water Control Facilities	E - Public Buildings	F - Public Utilities	G - Recreational or Other			
Number Of PWs Obligated	34	57	33	4	90	16	19	0	25	278
Federal Share Obligated	\$4,753,568	\$11,137,978	\$5,468,566	\$442,859	\$8,651,122	\$2,084,026	\$2,864,625	\$0	\$705,494	\$36,108,238

Public Assistance Obligated per Category In the Past 2 Weeks – 6/24/2019 through 7/8/2019



This weeks PA Highlights

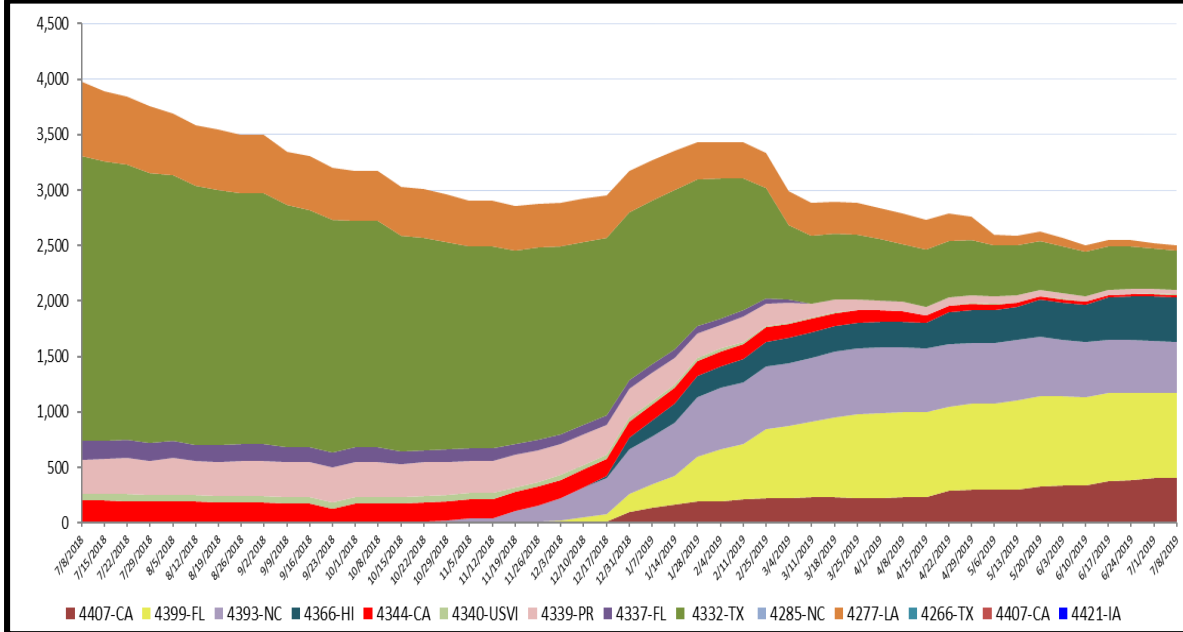
- In 4399 - FL
 - \$4.7 Million obligated for Category B – Protective Measures
- In 4399- FL
 - \$3 Million obligated for Category E – Public Buildings

Direct Housing

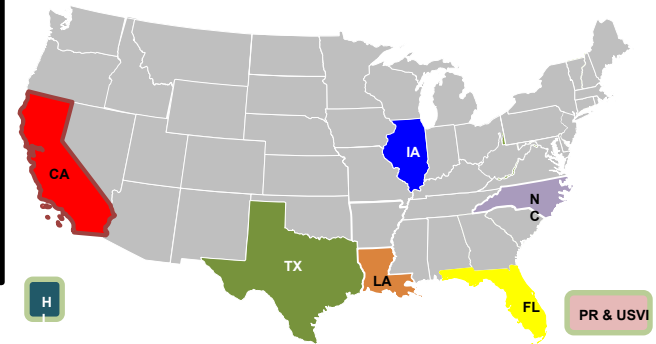


Total Households in FEMA Direct Housing per State

Past Year per Week, 7/8/2018 – 7/8/2019, There are currently **2,103** Households Occupying **2,103** Temporary Units



DR	IA Declaration Date	Program End Date	Current # of Households in Direct Housing (Weekly Change)
4421-IA	3/23/2019	9/23/2020	3
4407-CA	11/12/2018	5/12/2020	409 (+4)
4399-FL	10/11/2018	4/11/2020	760 (-9)
4393-NC	9/14/2018	3/14/2020	459 (-7)
4366-HI	5/11/2018	11/11/2019	6 (0)
4344-CA	10/10/2017	7/10/2019	19 (0)
4340-USVI	9/20/2017	9/7/2019	3 (0)
4339-PR	9/20/2017	9/20/2019	42 (-1)
4332-TX	8/25/2017	8/25/2019	354 (-10)
4277-LA	8/14/2016	4/30/2019	48 (-4)



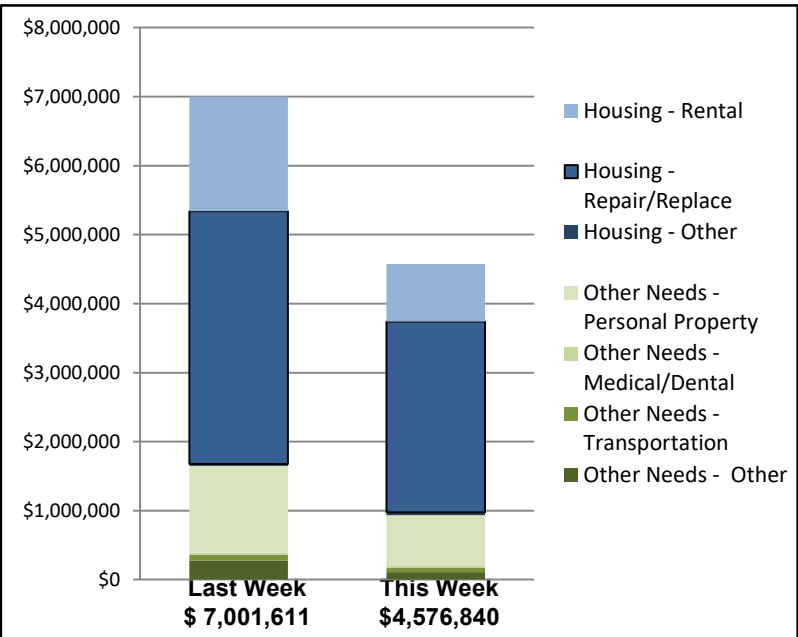
States with Currently Occupied Units

Individual Assistance Activity



FEMA

IHP Approved per Category in the Past 2 Weeks – 6/23/2019 through 7/8/2019



Individuals and Households Program Activity As Of: 7/8/19					
		In Past 7 Days		Cumulative	
		Applicants Approved	Amount Approved	Applicants Approved	Amount Approved
Open Registration Period	4421-IA Declared 03-23-2019		End Of Reg Period 07-16-2019		
	Housing Assistance	56	\$134,534.12	1,208	\$12,445,533.95
	Other Needs Assistance	17	\$19,787.22	739	\$1,669,527.08
	Total IHP		\$154,321.34		\$14,115,061.03
	Average IHP			8,649	NA
Open Registration Period	Total Max Grants			HA 136	ONA 0
	4438-OK Declared 06-01-2019		End Of Reg Period 07-31-2019		
	Housing Assistance	118	\$566,092.29	1,469	\$10,972,455.94
	Other Needs Assistance	84	\$144,422.98	748	\$1,873,382.49
	Total IHP		\$710,515.27		\$12,645,838.43
Open Registration Period	Average IHP			6,873	NA
	Total Max Grants			HA 35	ONA 0
	4440-SD Declared 06-07-2019		End Of Reg Period 08-06-2019		
	Housing Assistance	58	\$166,832.82	177	\$665,094.67
	Other Needs Assistance	71	\$38,506.03	214	\$124,656.78
Open Registration Period	Total IHP		\$205,338.85		\$789,751.45
	Average IHP			2,188	NA
	Total Max Grants			HA 0	ONA 0
	4441-AR Declared 06-08-2019		End Of Reg Period 08-07-2019		
	Housing Assistance	69	\$722,781.21	794	\$7,124,526.99
Open Registration Period	Other Needs Assistance	23	\$51,946.00	159	\$426,163.99
	Total IHP		\$774,727.21		\$7,550,690.98
	Average IHP			9,345	NA
	Total Max Grants			HA 13	ONA 0
	4447-OH Declared 06-18-2019		End Of Reg Period 08-19-2019		
Open Registration Period	Housing Assistance	172	\$315,423.77	956	\$1,925,419.88
	Other Needs Assistance	74	\$142,685.95	318	\$701,846.34
	Total IHP		\$458,109.72		\$2,627,266.22
	Average IHP			2,619	NA
	Total Max Grants			HA 5	ONA 0
Other IHP Active	18 Declarations IHP Programmatically Open - Closed Registration *				
	Housing Assistance	353	\$1,737,731.01		
	Other Needs Assistance	328	\$536,096.34		
	Total IHP		\$2,273,827.35		
Total IHP Approved in Past Week			\$4,576,839.74		



FEMA

FEMA's mission is helping people before, during, and after disasters.

Click [here](#) to subscribe to this briefing.