

The Disaster Center is dedicated to the idea that disaster mitigation is cost effective and individuals pursuing their own interest are the greatest potential force for disaster reduction.

Please consider making a small donation to the Disaster Center



When disaster mitigation is cost effective, we are on the road to bringing disasters to an end.



FEMA

Daily Operations Briefing

Thursday, July 4, 2019

8:30 a.m. EDT

Significant Activity – July 3-4



FEMA

Significant Events:

- Flooding – Mississippi Valley (Weekly Update)

Tropical Activity:

- Atlantic – No activity affecting U.S. interests
- Eastern Pacific
 - Hurricane Barbara (CAT 3)
 - Disturbance 1: High (80%)
- Central Pacific – See Eastern Pacific (Hurricane Barbara)
- Western Pacific – No activity affecting U.S. interests

Significant Weather:

- Severe thunderstorms, heavy rain and flash flooding possible – Northern Plains
- Elevated fire weather – NV, AZ, NM, CO and UT

Declaration Activity:

- 2 Disaster Amendments
- Request for Major Disaster Declaration – Oklahoma


Eastern Pacific



FEMA

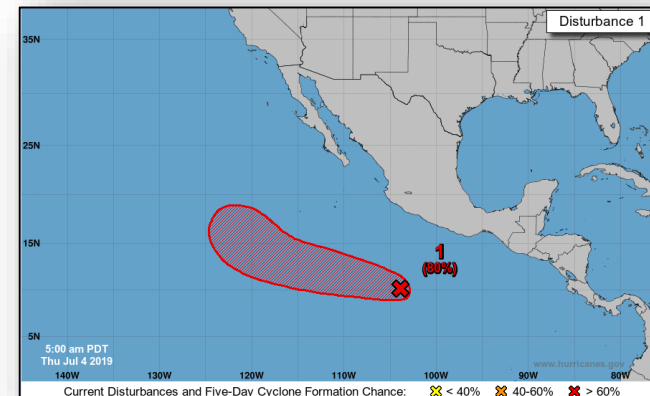
Hurricane Barbara (CAT 3) (Advisory #16 as of 5:00 a.m. EDT)

- 1,730 miles E of Hilo, HI
- Moving WNW at 12 mph
- Maximum sustained winds 120 mph
- Some weakening forecast next 48 hours; weakening to tropical storm by Friday
- Hurricane force winds extend 45 miles
- Tropical storm force winds extend 185 miles



Disturbance 1 (as of 8:00 a.m. EDT)

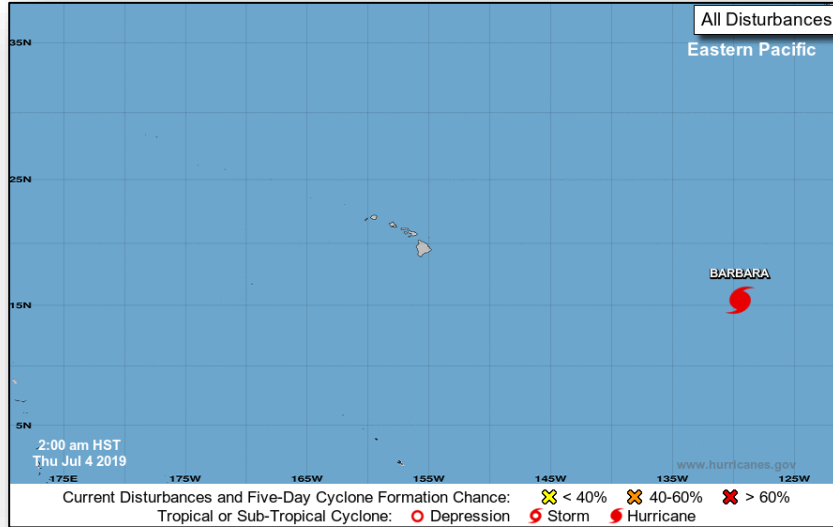
- Located several hundred miles S of the coast of southwestern Mexico
- Moving W to WNW at 15 mph
- Formation chance through 48 hours: Medium (50%)
- Formation chance through 5 days: High (80%)
- No threat to U.S. interests



Tropical Outlook – Five Day



FEMA

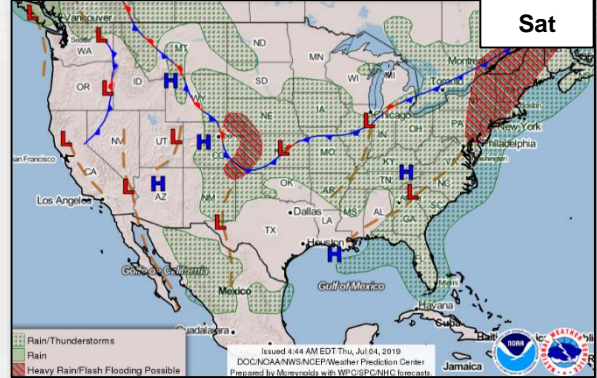
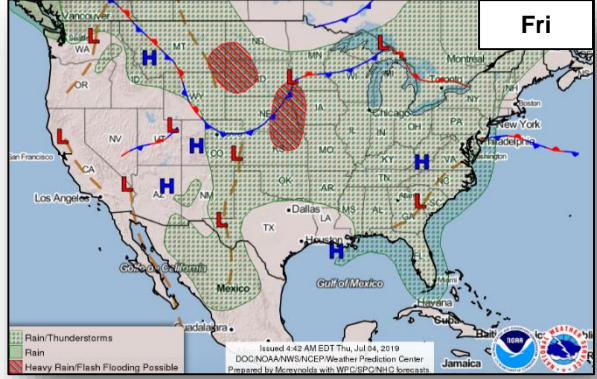
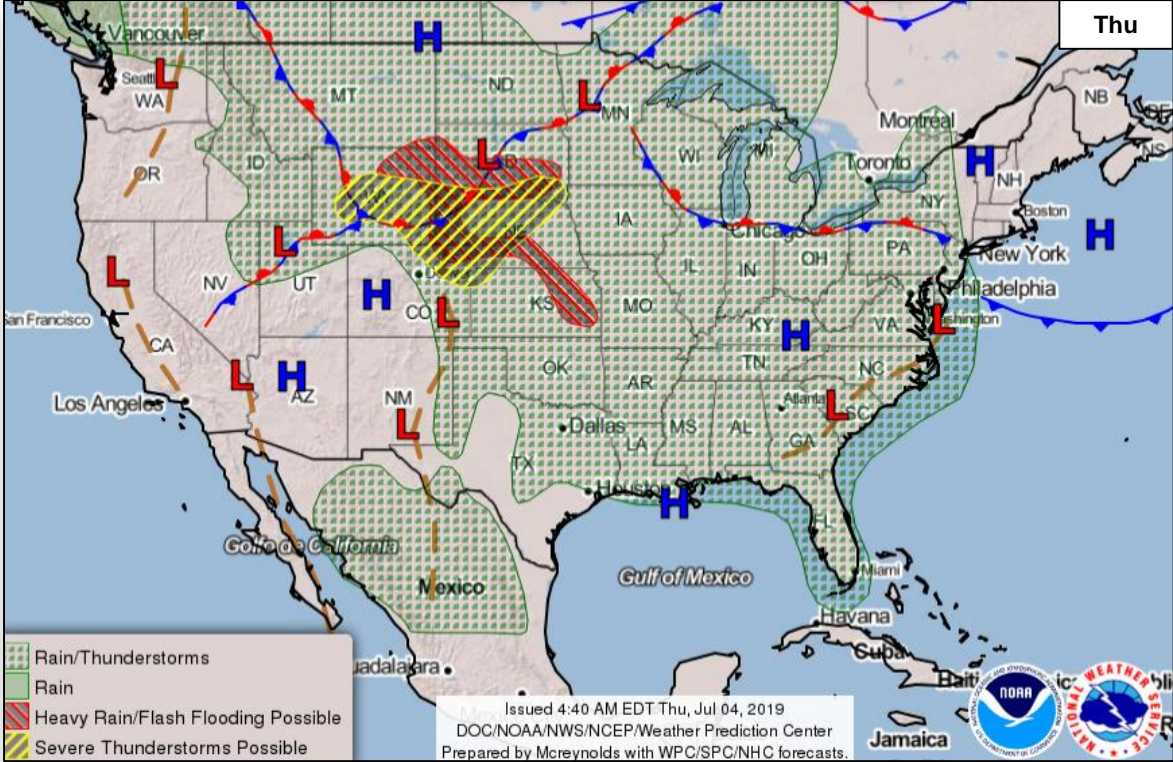


Central Pacific



Atlantic

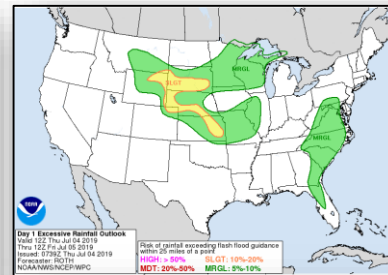
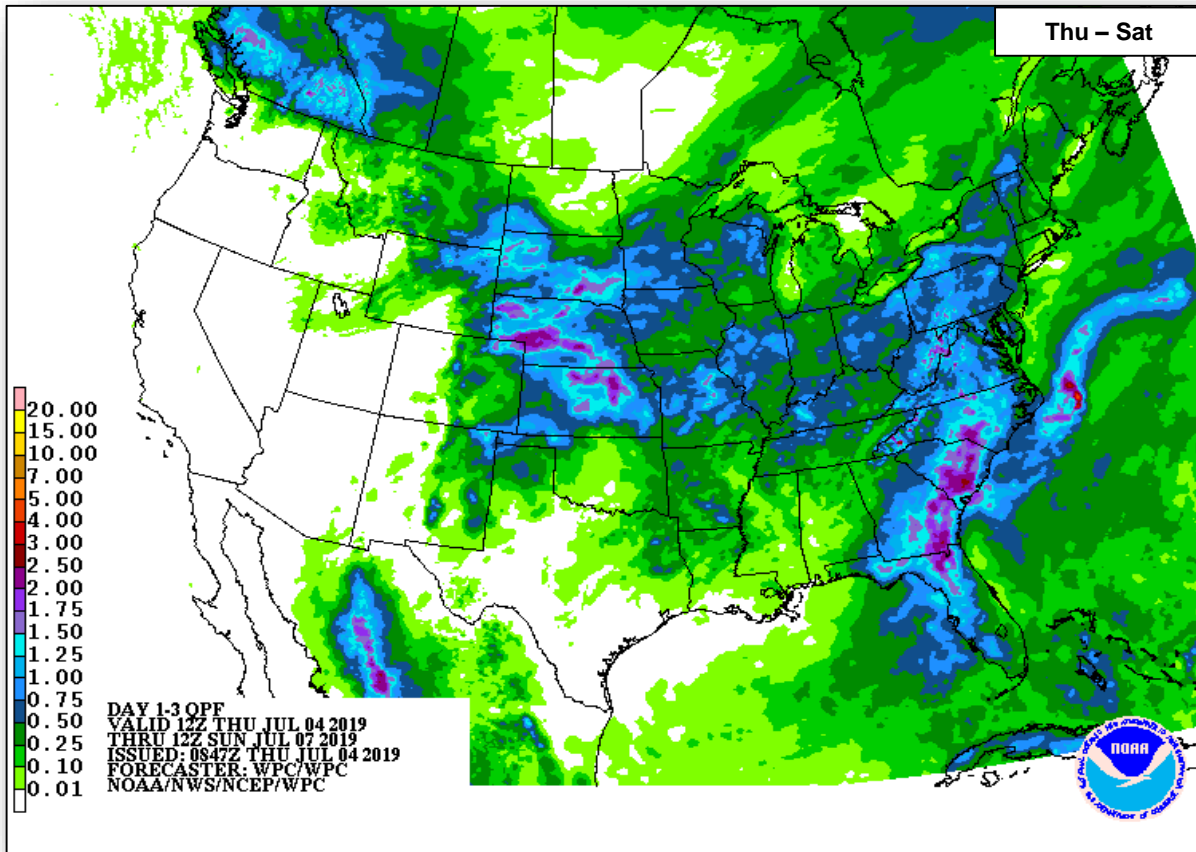
National Weather Forecast



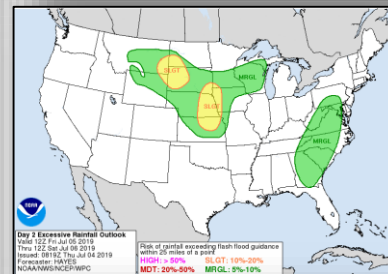
Precipitation Forecast



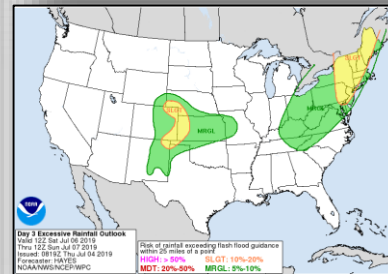
FEMA



Thu



Fri

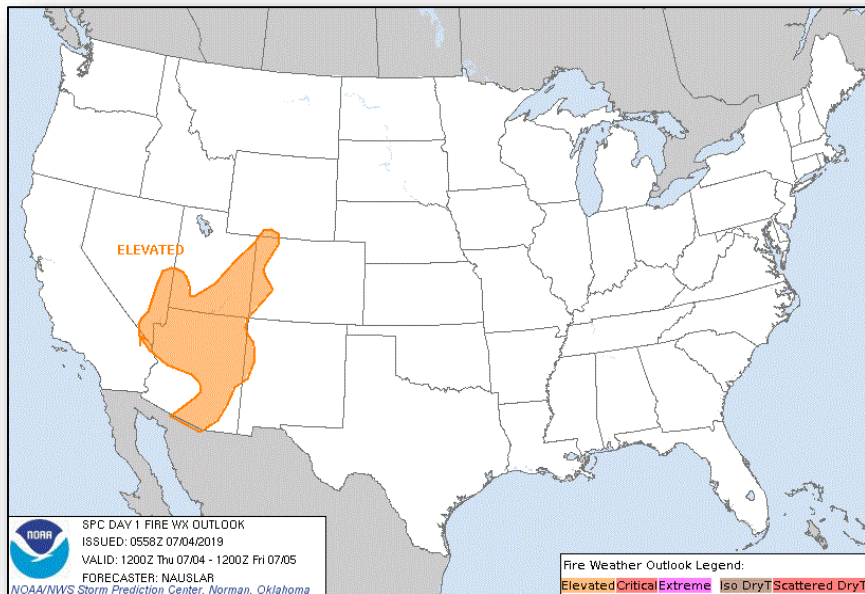


Sat

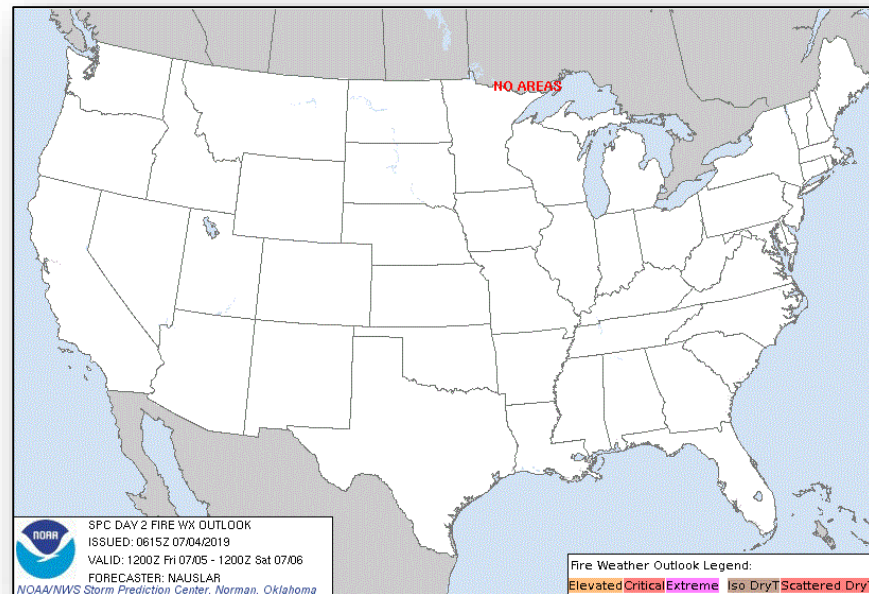
Fire Weather Outlook



FEMA



Thursday

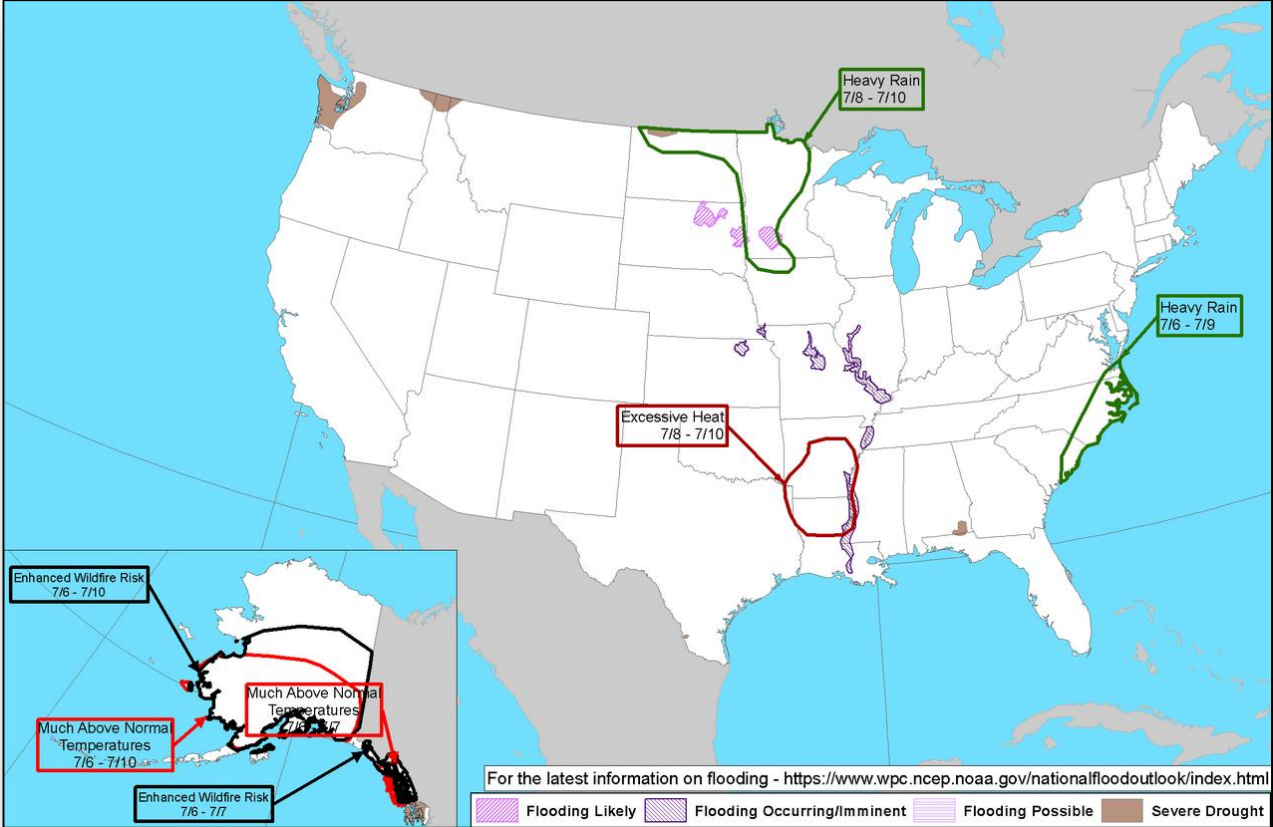


Friday

Hazards Outlook – July 6-10



FEMA



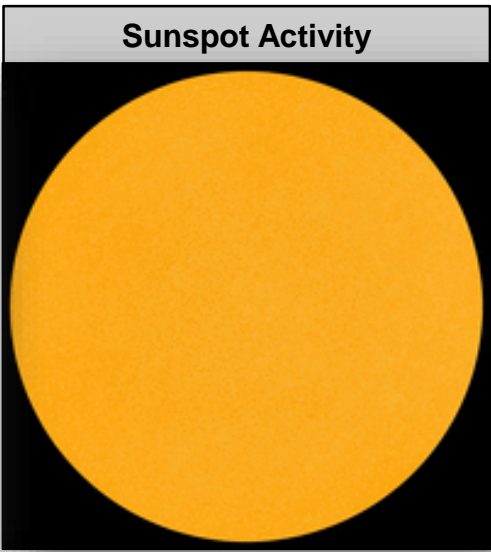

Space Weather



FEMA

	Space Weather Activity	Geomagnetic Storms	Solar Radiation	Radio Blackouts
Past 24 Hours	None	None	None	None
Next 24 Hours	None	None	None	None

For further information on NOAA Space Weather Scales refer to: <http://www.swpc.noaa.gov/noaa-scales-explanation>



Wildfire Summary



FEMA

Fire Name (County)	FMAG #	Acres burned	Percent Contained	Evacuations	Structures			Fatalities / Injuries
					Threatened	Damaged	Destroyed	
Alaska (1)								
Shovel Creek (North Star Borough)	5282-FM-AK	10,008	8%	175	Homes: 211 Other: 0	Homes: 0 Other: 0	Homes: 0 Other: 0	0/2

Joint Preliminary Damage Assessments



FEMA

Region	State / Location	Event	IA/PA	Number of Counties		Start – End
				Requested	Completed	
VI	OK	Flooding May 7-9, 2019	IA	0	0	N/A
			PA	52	51	6/12 – TBD
	TX	Severe Weather and Flooding June 2, 2019	IA	3	1	6/24 – TBD
			PA	0	0	N/A
VII	MO	Severe Storms and Flooding April 29, 2019 and continuing	IA	42	42	6/12 – 6/18
			PA	73	25	6/24 – TBD

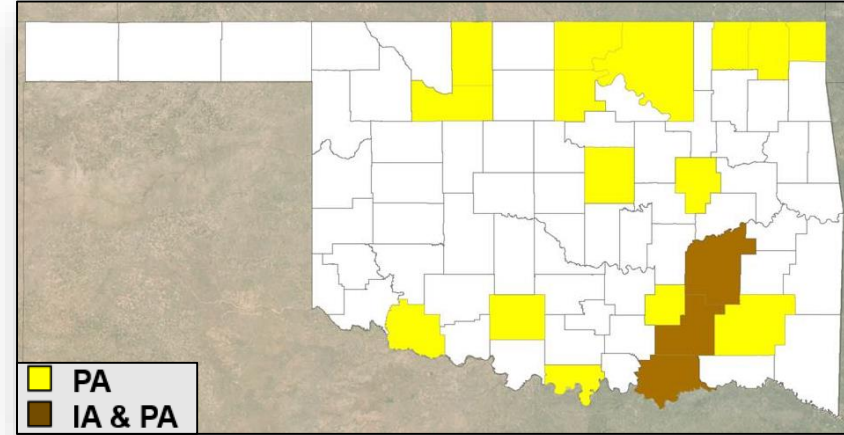
Declaration Request



FEMA

Oklahoma

- The Governor requested a Major Disaster Declaration on July 3, 2019
- For severe storms, straight-line winds, Tornadoes and flooding that occurred April 30 – May 6, 2019
- Requesting:
 - Individual Assistance for 3 counties
 - Public Assistance for 18 counties
 - Hazard Mitigation statewide



Disaster Requests & Declarations



Declaration Requests in Process					Requests APPROVED (since last report)	Requests DENIED (since last report)
4	IA	PA	HM	Date Requested	0	0
MI – DR Severe Storms and Flooding	X		X	June 10, 2019		
OR – DR Severe Storms, Flooding, Landslides, and Mudslides		X	X	June 10, 2019		
MO – DR Severe Storms, Tornadoes, and Flooding	X		X	June 24, 2019		
OK – DR Severe Storms, Tornadoes, and Flooding	X	X	X	July 3, 2019		

Disaster Amendments



FEMA

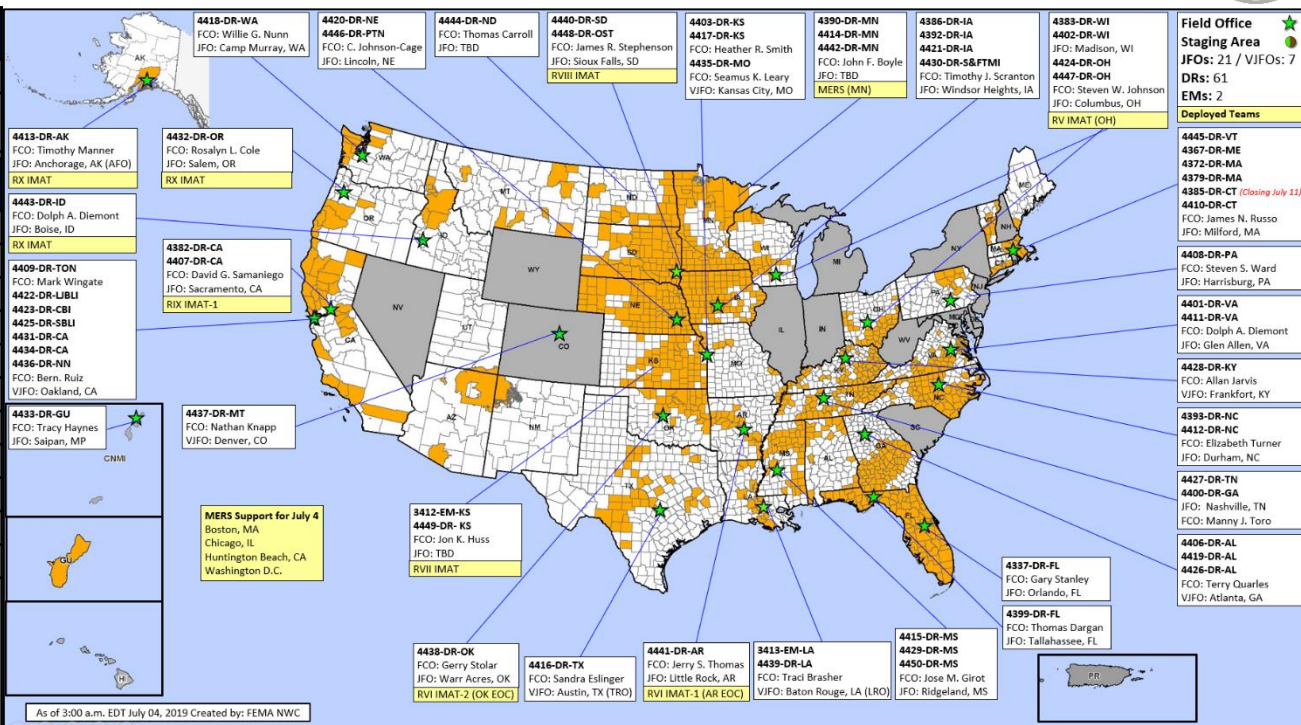
Amendment	Date Issued	Action
Amendment No. 3 to FEMA-4441-DR-AR	July 3, 2019	Adds 12 counties for Public Assistance
Amendment No. 4 to FEMA-4441-DR-AR	July 3, 2019	Adds 1 county for Individual Assistance

FEMA Common Operating Picture



FEMA

FEMA HQ		
NWC	NRCC	
Monitoring	Gold Team	
FEMA REGIONS		
WATCH	RRCC	
Monitoring	I	Rostered
Enhanced	II	Rostered
Monitoring	III	Rostered
Monitoring	IV	Rostered
Monitoring	V	Rostered
Monitoring	VI	Rostered
Monitoring	VII	Rostered
Monitoring	VIII	Rostered
Monitoring	IX	Rostered
Monitoring	X	Rostered
Activation Details		
Region II - 4 th of July events		



N-IMATs	
3 Teams	
East	
West	
Crisis	
R-IMATs	
4-6 Teams	
I	
II	
III	
IV-1	
IV-2	
V	OH
VI-1	AR
VI-2	OK
VII	KS
VIII	SD
IX-1	CA
IX-2	
X	AK/OR/ID
FMC	PMC
NMC	Deployed

Team:	US&R	MERS	FCOs	FDRCs	IM WORKFORCE	IM CADRE AVAILABILITY SUMMARY
Status	(>66%)	(>66%)	(≤1Type 1)	(=2)		Cadres with 25% or Less Availability
Assigned:	28	36	29	12	13,510 ▼	EA 22% (113/514); EHP 6% (29/524); ER 12% (8/69); FL 16% (27/169); FM 23% (63/275); HM 13% (149/1,159); IT 16% (106/674); LOG 18% (235/1,320); NDRS 23% (64/275); OPS 20% (54/275); PA 7% (189/2,539); PLAN 14% (55/404); SAF 7% (4/54); SEC 8% (10/120)
Unavailable:	0	0	2	2	3,978 ▼	
Deployed:	0	0	24	8	6,088 ▼	
Available:	28	36	3	2	3,444 / 25%▲	



FEMA

FEMA's mission is helping people before, during, and after disasters.

Click [here](#) to subscribe to this briefing.