

The Disaster Center is dedicated to the idea that disaster mitigation is cost effective and individuals pursuing their own interest are the greatest potential force for disaster reduction.

Please consider making a small donation to the Disaster Center



When disaster mitigation is cost effective, we are on the road to bringing disasters to an end.



# FEMA

## Daily Operations Briefing

Friday, June 14, 2019

8:30 a.m. EDT

# Significant Activity – June 13-14



FEMA

**Significant Events:** Flooding – Central U.S.

**Tropical Activity:**

- Atlantic – No activity affecting U.S. interests
- Eastern Pacific – No activity affecting U.S. interests
- Central Pacific – No activity affecting U.S. interests
- Western Pacific – No activity affecting U.S. interests

**Significant Weather:**

- Severe Thunderstorms possible – Southern and Central Plains to the upper Midwest
- Critical fire weather – AZ & NM

**Declaration Activity:** None

# Tropical Outlook – Five Day



FEMA



***Central Pacific***



***Eastern Pacific***

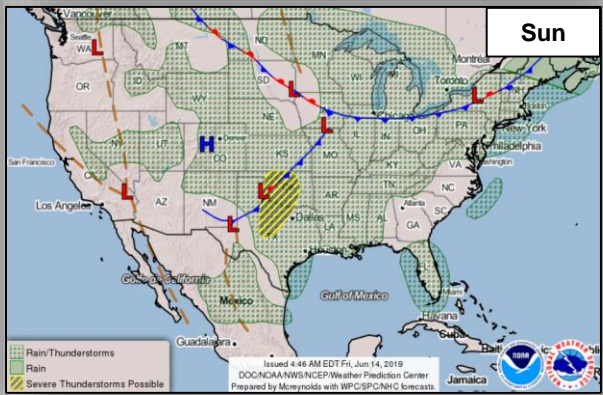
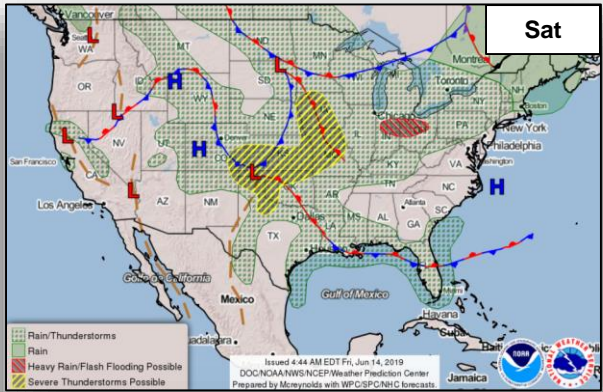
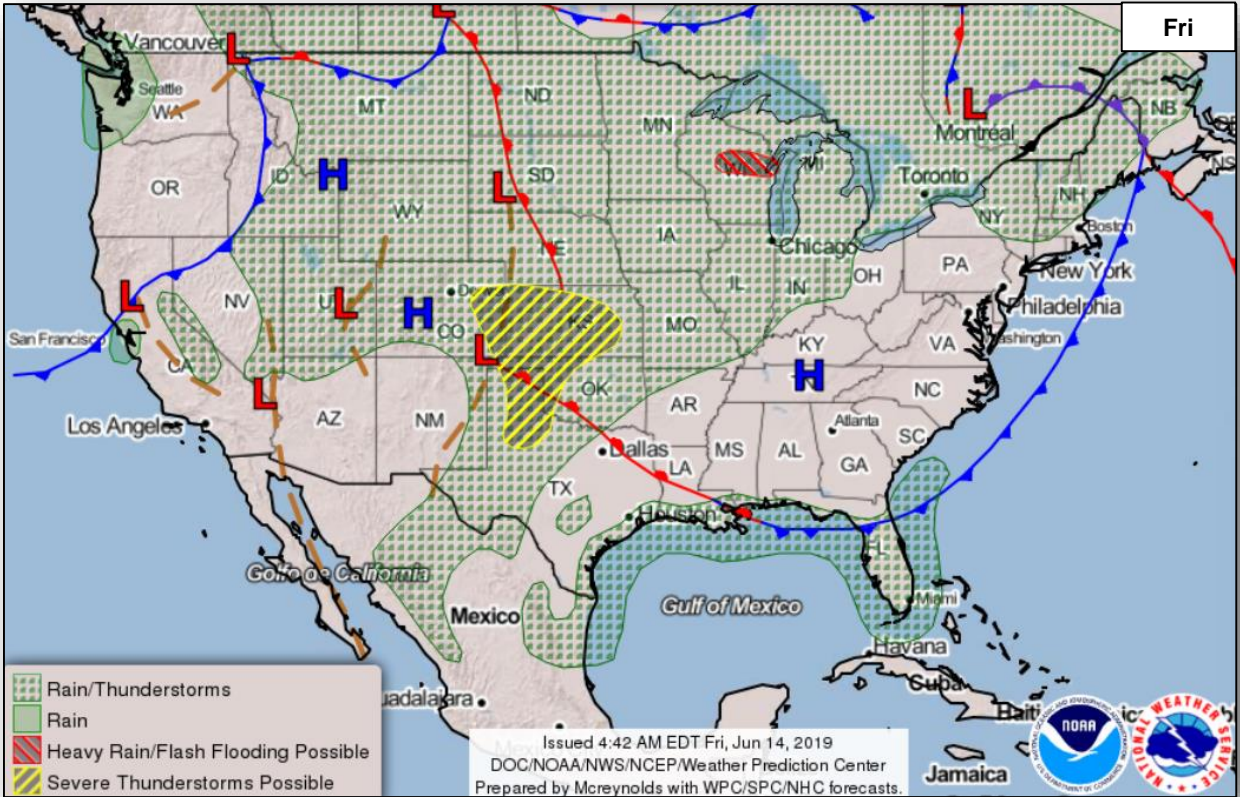


***Atlantic***

# National Weather Forecast



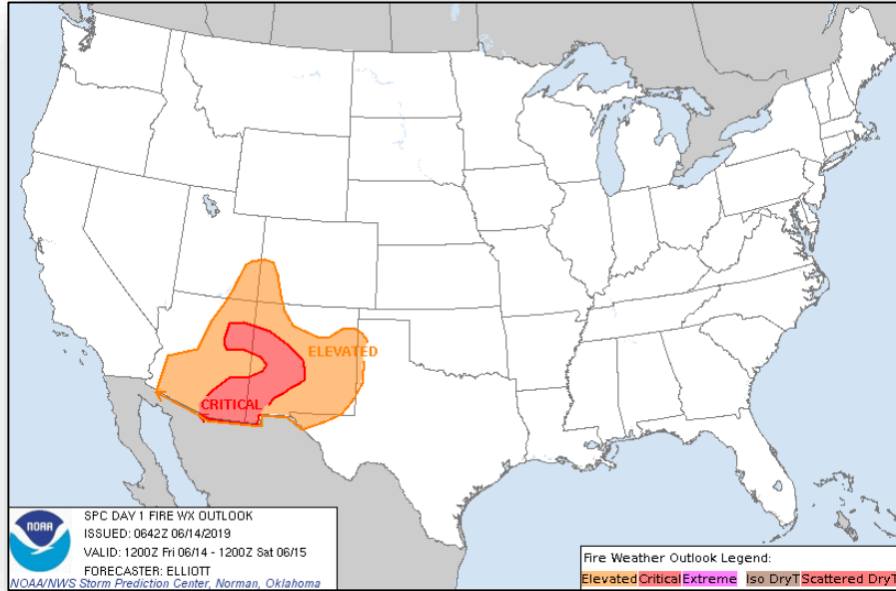
FEMA



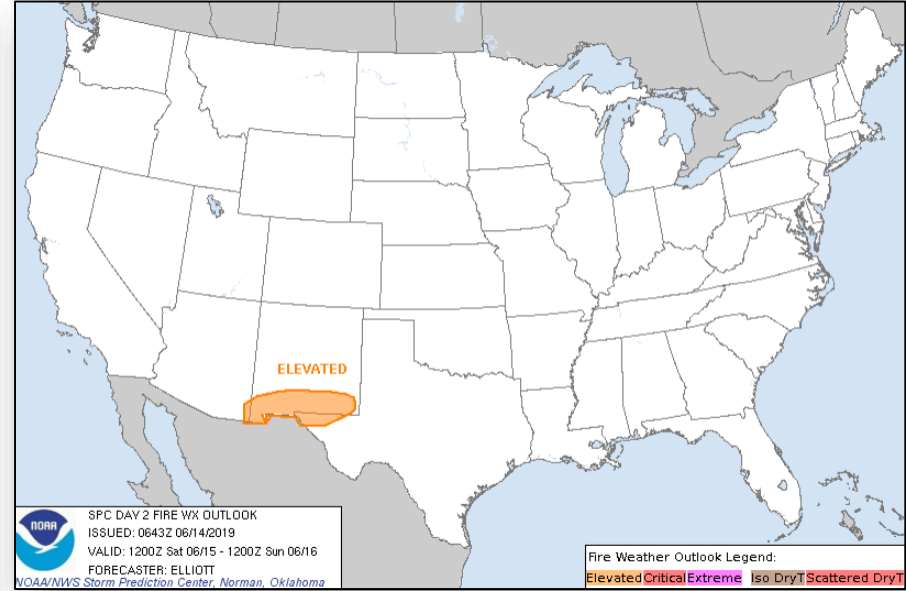
# Fire Weather Outlook



FEMA



**Friday**

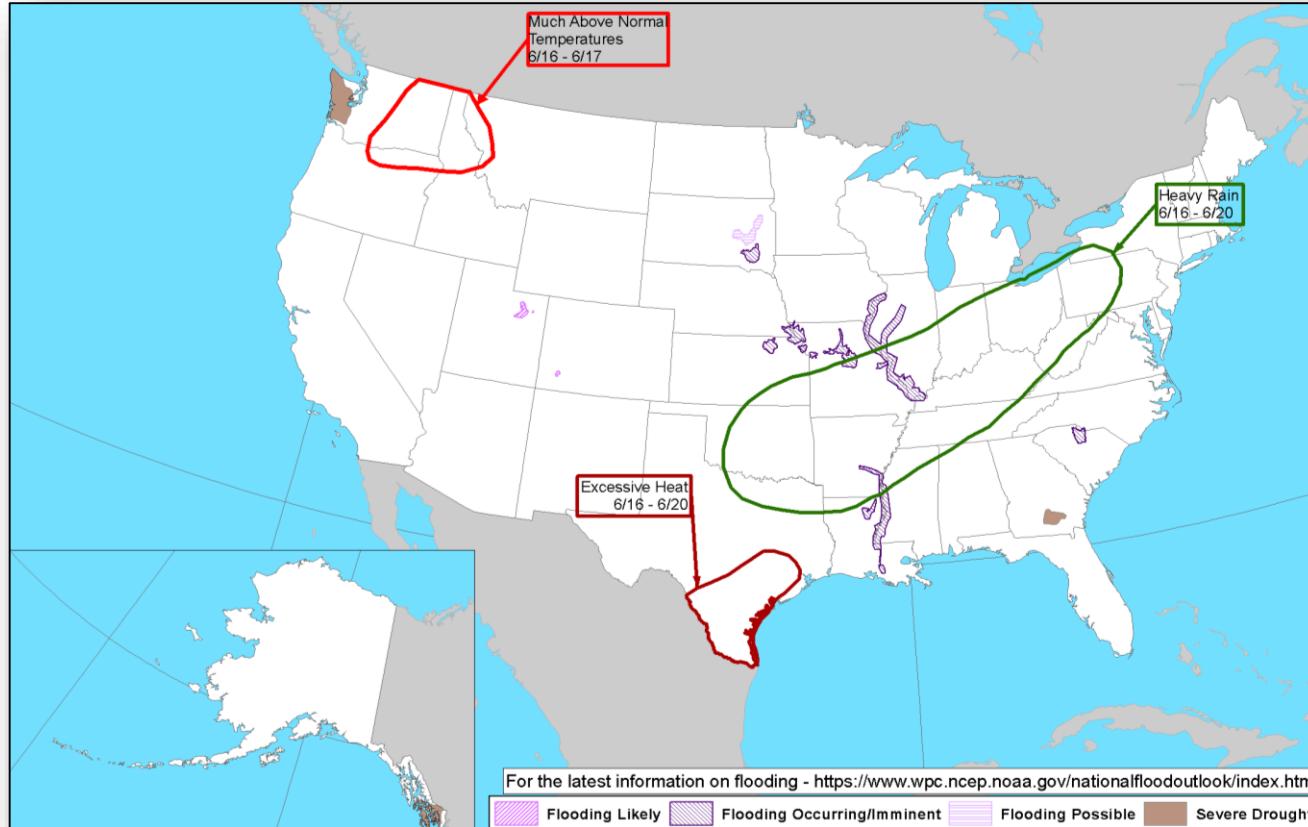


**Saturday**

# Hazards Outlook – June 16-20



FEMA



# Joint Preliminary Damage Assessments



FEMA

Region	State / Location	Event	IA/PA	Number of Counties		Start – End
				Requested	Complete	
VI	AR	Severe Storms and Flooding May 21, 2019	IA	5	5	6/5 – 6/13
			PA	0	0	TBD
	OK	Severe Weather April 29, 2019	IA	23	20	6/7 – 6/10
			PA	27	19	5/16 – TBD
	OK	Flooding May 7, 2019 and continuing	IA	0	0	N/A
			PA	52	5	6/12 – TBD



# Disaster Requests & Declarations



FEMA

Declaration Requests in Process					Requests APPROVED (since last report)	Requests DENIED (since last report)
7	IA	PA	HM	Date Requested	0	0
Oglala Sioux Tribe – DR Severe Storm, Snowstorm, and Flooding		X	X	May 23, 2019		
VT – DR Severe Storm and Flooding		X	X	May 29, 2019		
Ponca Tribe of Nebraska – DR Severe Storms and Flooding		X	X	May 31, 2019		
KS – DR Severe Storms, Straight-line Winds, Tornadoes, Flooding, Landslides, and Mudslides		X	X	June 7, 2019		
MI – DR Severe Storms and Flooding	X		X	June 10, 2019		
MS – DR Severe Storms, Straight-line Winds, Tornadoes, and Flooding		X	X	June 10, 2019		
OH – DR Severe Storms, Straight-line Winds, Tornadoes, Flooding, and Landslides	X		X	June 11, 2019		

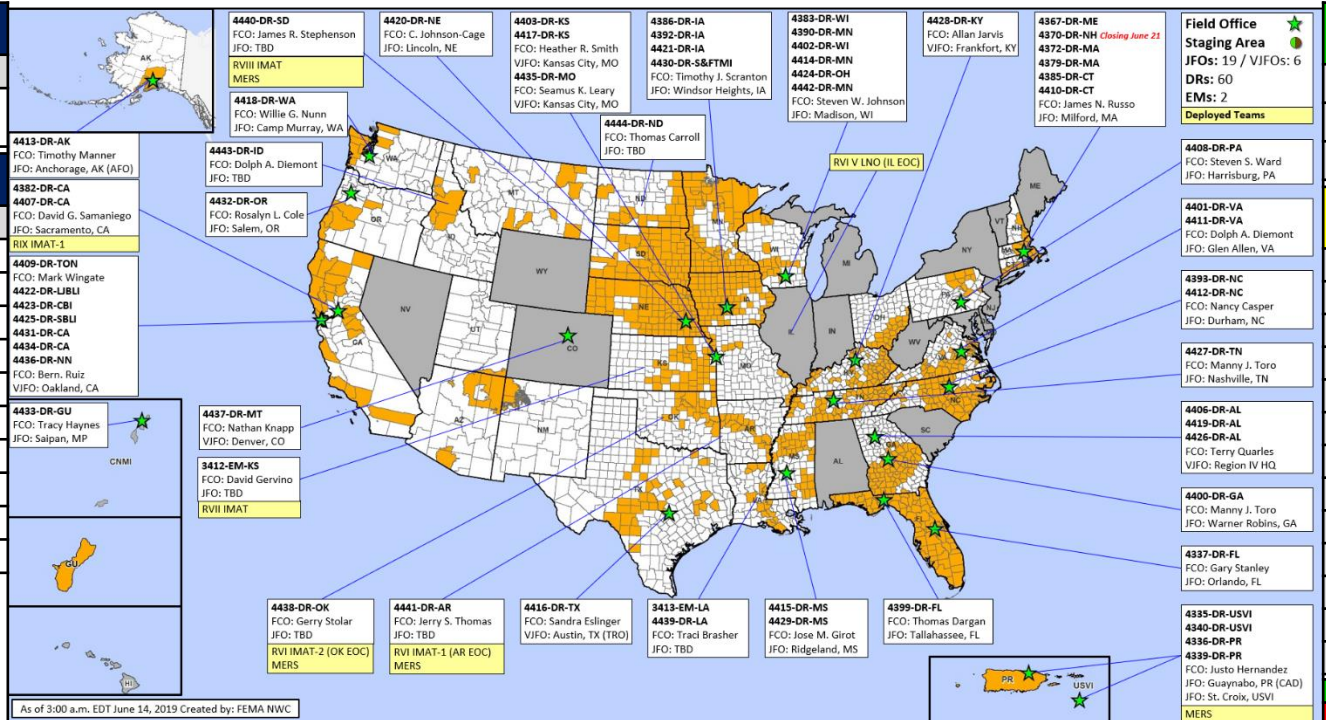


# FEMA Common Operating Picture

FEMA HQ	
<b>NWC</b>	<b>NRCC</b>
Monitoring	Blue Team

FEMA REGIONS		
WATCH	RRCC	
Monitoring	I	Rostered
Monitoring	II	Rostered
Monitoring	III	Rostered
Monitoring	IV	Rostered
Monitoring	V	Rostered
Monitoring	VI	Rostered
Monitoring	VII	Rostered
Monitoring	VIII	Rostered
Monitoring	IX	Rostered
Monitoring	X	Rostered

Activation Details		



N-IMATs	
3 Teams	
East	
West	
Crisis	

R-IMATs	
4-6 Teams	
I	
II	
III	
IV-1	
IV-2	
V	
VI-1	AR
VI-2	OK
VII	KS
VIII	SD
IX-1	CA
IX-2	
X	

Team:	US&R	MERS	FCOs	FDRCs	IM WORKFORCE
Status	(>66%)	(>66%)	(≤1Type 1)	(= 2)	
Assigned:	28	36	29	12	13,467 ▲
Unavailable	0	0	1	1	3,714 ▼
Deployed:	0	7 (+1)	25	9	6,459 ▲
Available:	28	29 (-1)	3	2	3,145 / 23%▲

IM CADRE AVAILABILITY SUMMARY	
Cadres with 25% or Less Availability	
EA 22% (115/516); EHP 2% (9/505); ER 4% (3/68); FL 13% (21/156); FM 22% (62/277); HM 17%(193/1,163); IT 15% (103/672); LOG 15% (202/1,317); OCC 13% (13/101); OPS 18% (49/270); PA 7% (179/2,514); PLAN 13% (50/399); SAF 4% (2/53); SEC 17% (21/125)	

FMC	PMC
NMC	Deployed



# FEMA

**FEMA's mission is helping people before, during, and after disasters.**

Click [here](#) to subscribe to this briefing.