

The Disaster Center is dedicated to the idea that disaster mitigation is cost effective and individuals pursuing their own interest are the greatest potential force for disaster reduction.

Please consider making a small donation to the Disaster Center



When disaster mitigation is cost effective, we are on the road to bringing disasters to an end.



FEMA

Daily Operations Briefing

Tuesday, May 21, 2019

8:30 a.m. EDT

Significant Activity – May 20-21



FEMA

Significant Events: Severe weather – Southern Plains

Tropical Activity:

- Atlantic: Subtropical Storm Andrea
- Eastern Pacific: Disturbance 1: Medium (40%)
- Central Pacific: No significant activity affecting U.S. interests
- Western Pacific: No significant activity affecting U.S. interests

Significant Weather:

- Storms continue across the Plains
- Elevated/Critical fire weather and Red Flag Warnings – NM and TX

Declaration Activity: FEMA-4435-DR-MO

Space Activity: None

**Hurricane Season begins in
10 days**

Severe Weather – Southern Plains



FEMA

Situation:

Multiple tornado touchdowns reported in OK, TX, KS, and MO; however, no direct impacts reported to major population areas. Continued threat of severe weather and flash flooding through Wednesday

Lifeline Impacts: No major/widespread impacts reported

Safety & Security:

- Joint Preliminary Damage Assessments (PDAs) for a previous incident in OK suspended for the duration of this storm system

Food, Water & Sheltering

- TX: One shelter open with 14 occupants
- OK: 16 shelters on stand-by; Tulsa will host a large, centralized shelter if needed

Health and Medical

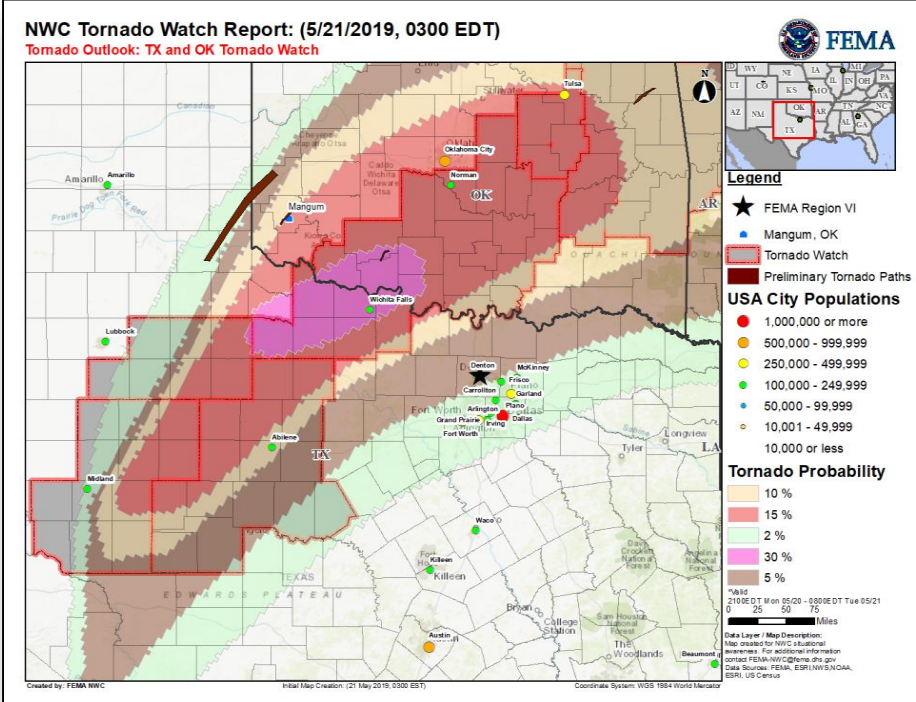
- No reported impacts

Energy

- Minimal numbers of customers without power

Transportation

- Minimal impacts; local road closures



Severe Weather – Southern Plains



Response:

State and Local:

- OK EOC at Partial Activation
- TX/KS EOCs at Monitoring

FEMA Region VI:

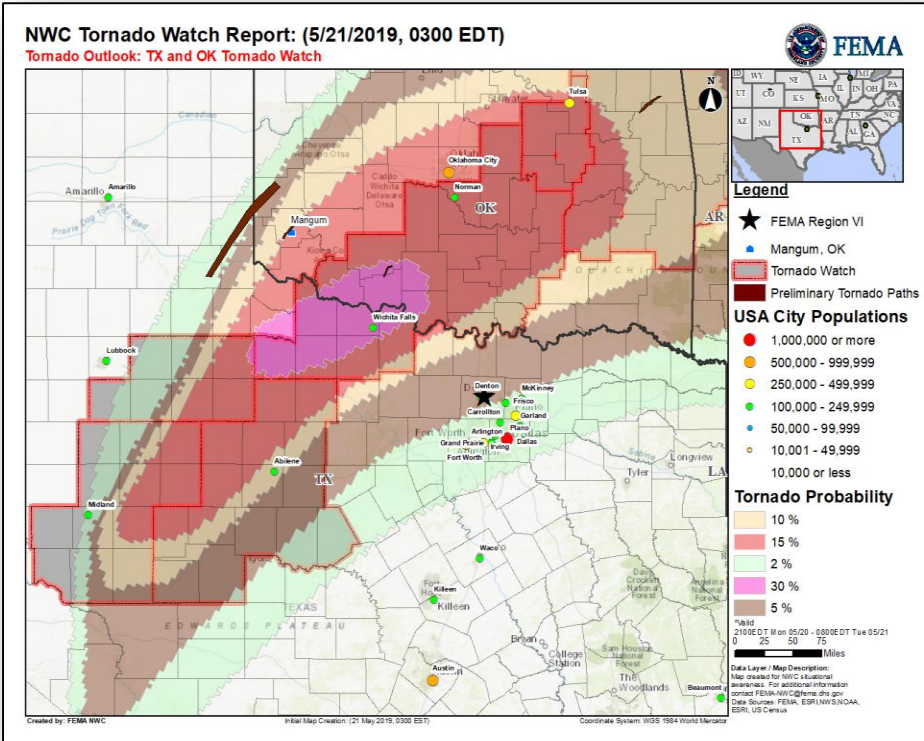
- RRCC: Level III, with ESF 3 and the DCE
- IMAT-1 deployed to OK EOC with the DCE
- IMAT-2 deployed to TX EOC (previous event)
- LNOs on alert

FEMA Region VII:

- KS EOC at Full Activation
- RRCC rostered; RWC monitoring 24/7
- IMAT is Fully Mission Capable, participating in an Exercise in Denver, CO
- LNO deployed to KS EOC

FEMA HQ:

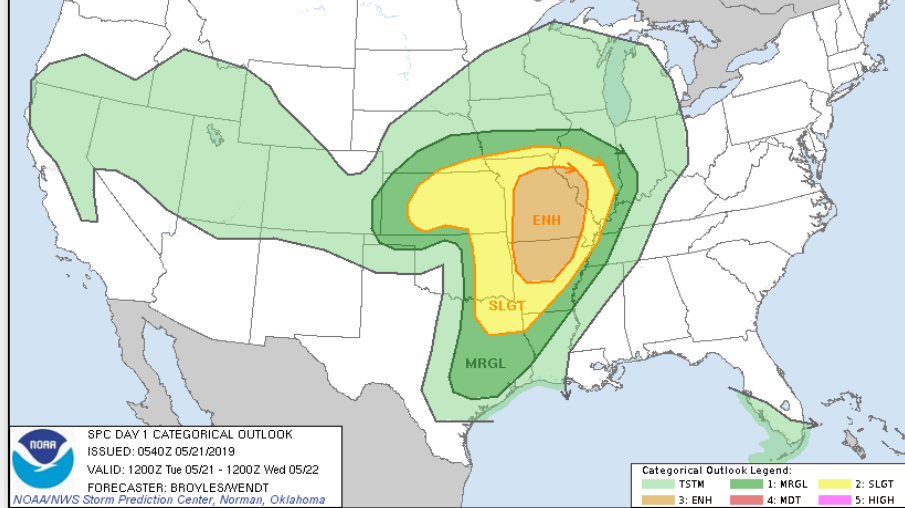
- NRCC ROC deactivated
- NWC monitoring 24/7; Enhanced Watch deactivated
- US&R – all 28 teams are available; RED IST on 2-hour Alert
- Two National IMATs on standby/available; Type 1 FCO identified/available



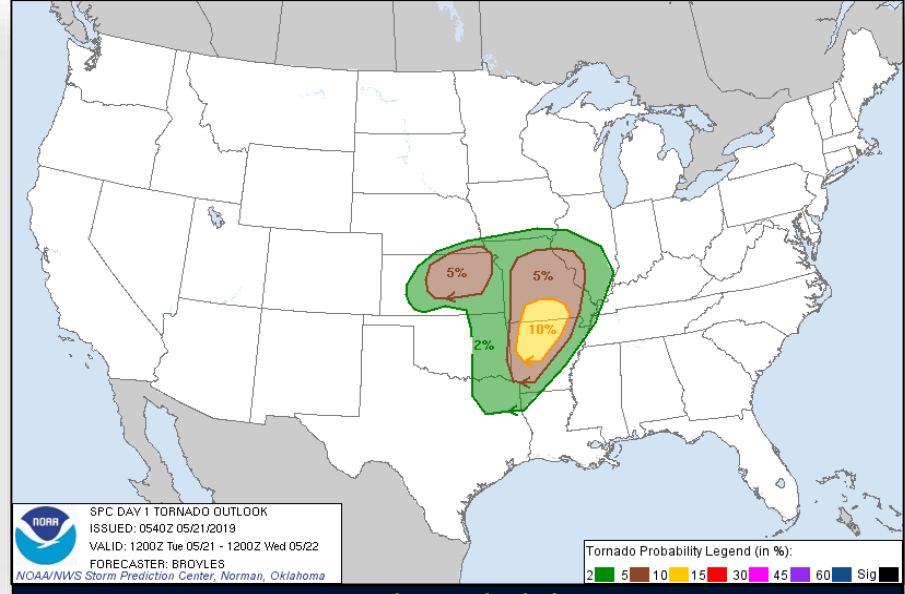
Severe Weather Outlook: Tuesday



Day 1 Risk	Area (sq. mi.)	Area Pop.	Some Larger Population Centers in Risk Area
ENHANCED	77,397	6,600,209	St. Louis, MO...Little Rock, AR...Springfield, MO...Columbia, MO...Fayetteville, AR...
SLIGHT	180,431	10,737,048	Kansas City, MO...Tulsa, OK...Wichita, KS...Garland, TX...Shreveport, LA...
MARGINAL	198,019	23,360,371	Houston, TX...Dallas, TX...Austin, TX...Memphis, TN...Fort Worth, TX...



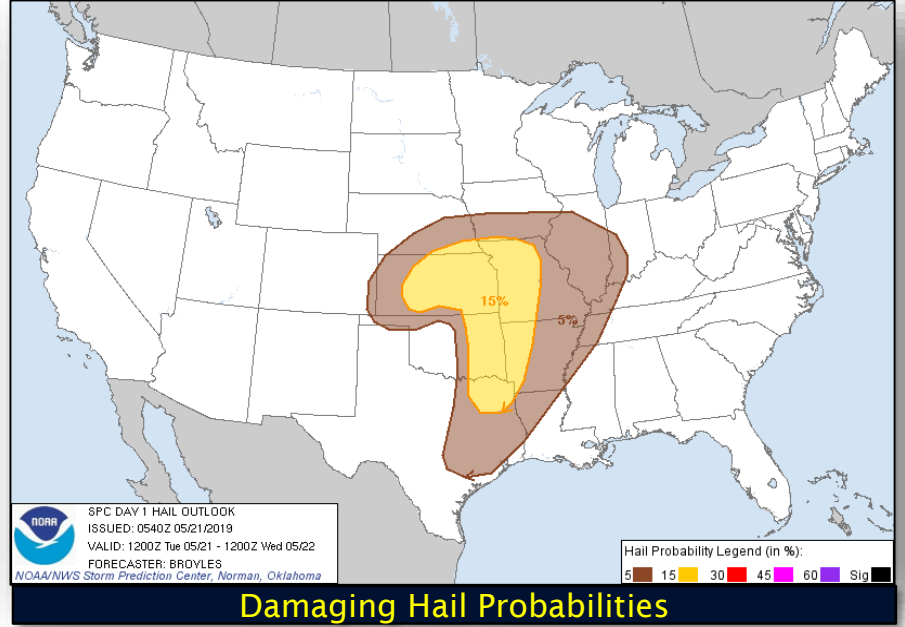
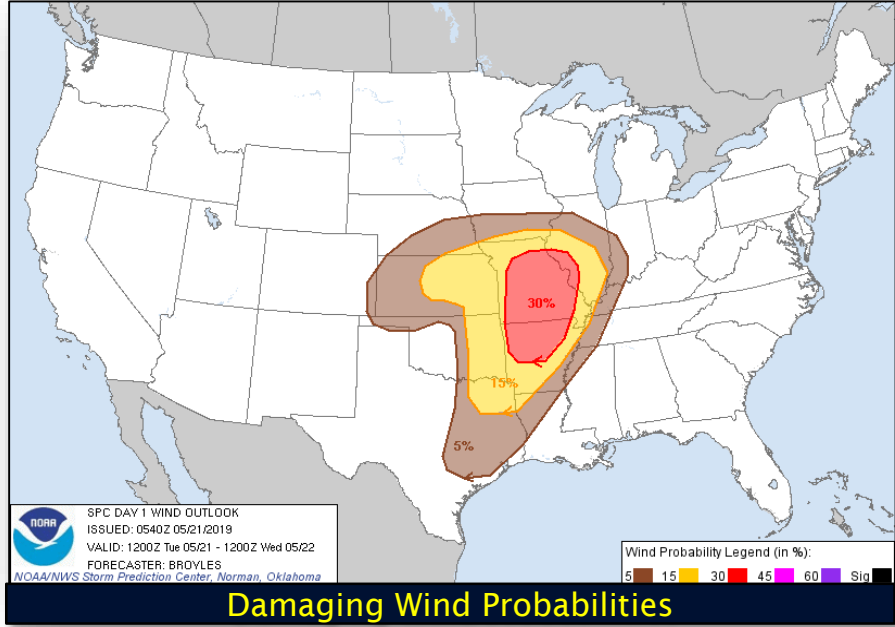
Categorical Outlook



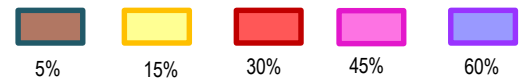
Tornado Probabilities

- Probability for EF2+ tornado within 25 miles of a point
- 2% (Green)
- 5% (Brown)
- 10% (Yellow)
- 15% (Red)
- 30% (Pink)
- 45% (Purple)
- 65%+ (Blue)
- 10%+ Probability for Significant Tornadoes (EF2+) (Hatched)

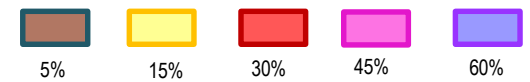
Severe Wind & Hail Outlook: Tuesday



Probability for 58+ mph winds within 25 miles of a point

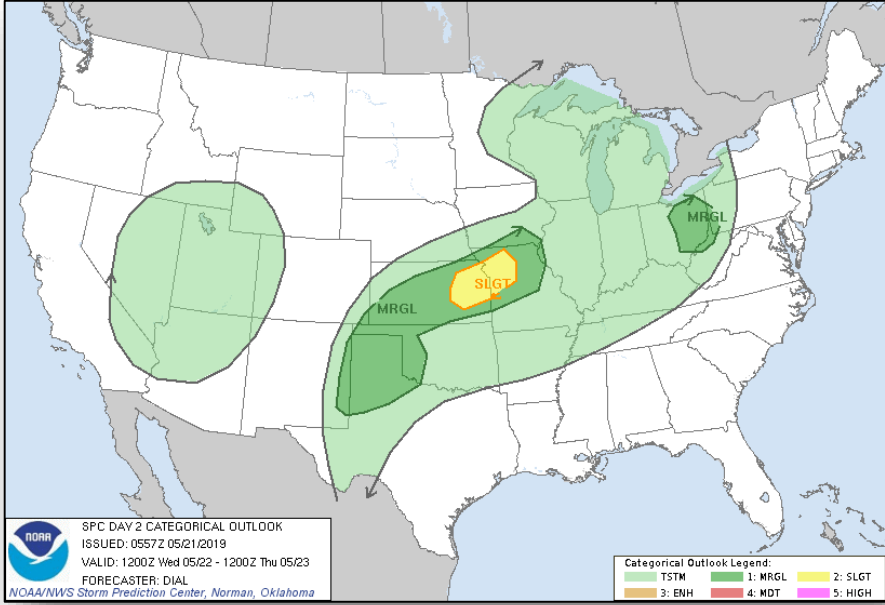


Probability of one inch diameter hail or larger within 25 miles of a point

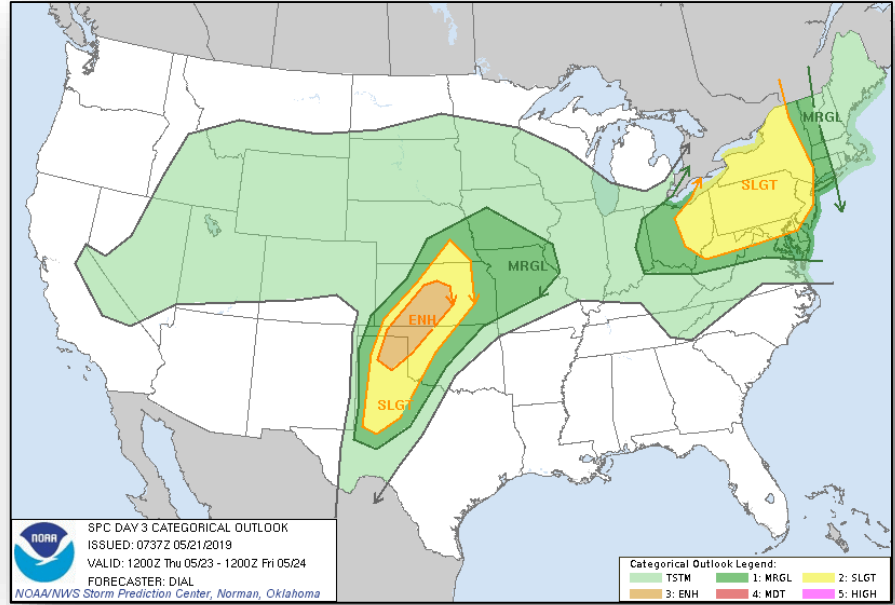


 10%+ Probability for Significant Damaging Winds (75+ mph gusts)

Severe Weather Outlook



Wednesday



Thursday

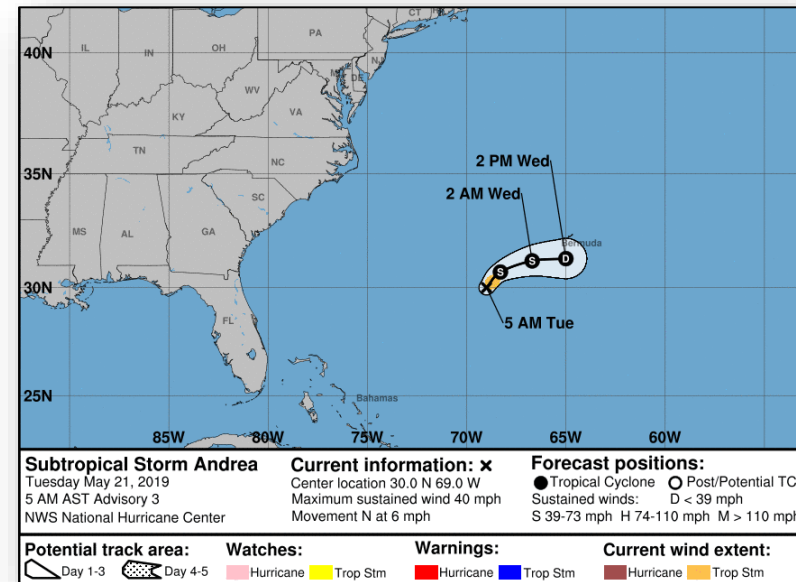
Tropical Outlook – Atlantic



FEMA

Subtropical Storm Andrea (Advisory 3 as of 5:00 a.m. EDT)

- Located 295 miles WSW of Bermuda
- Moving N at 6 mph
- Max sustained winds 40 mph
- No threat to U.S. or U.S. interests

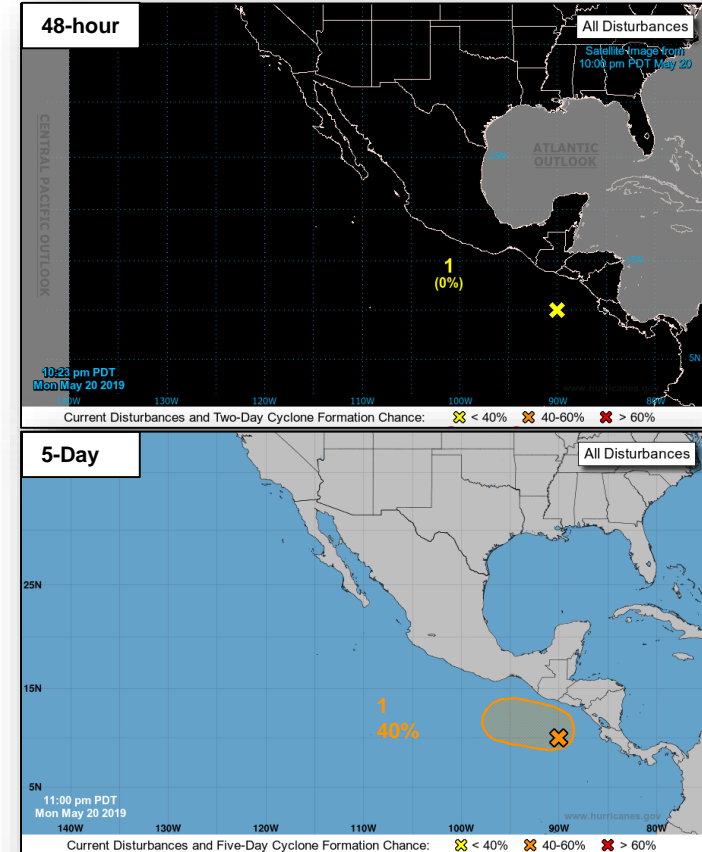


Tropical Outlook – Eastern Pacific

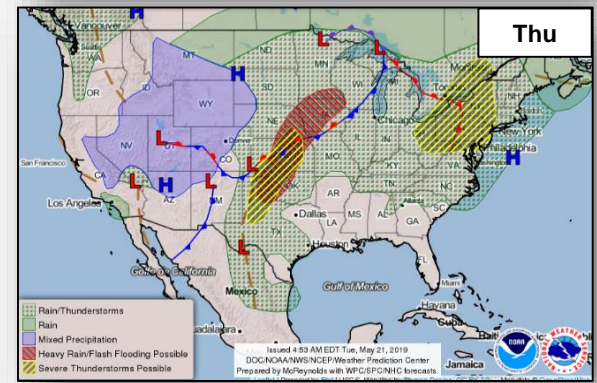
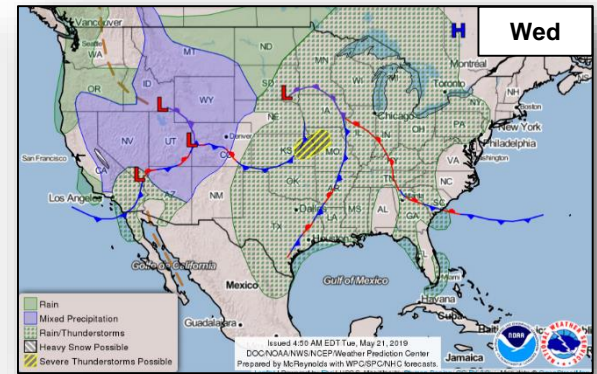
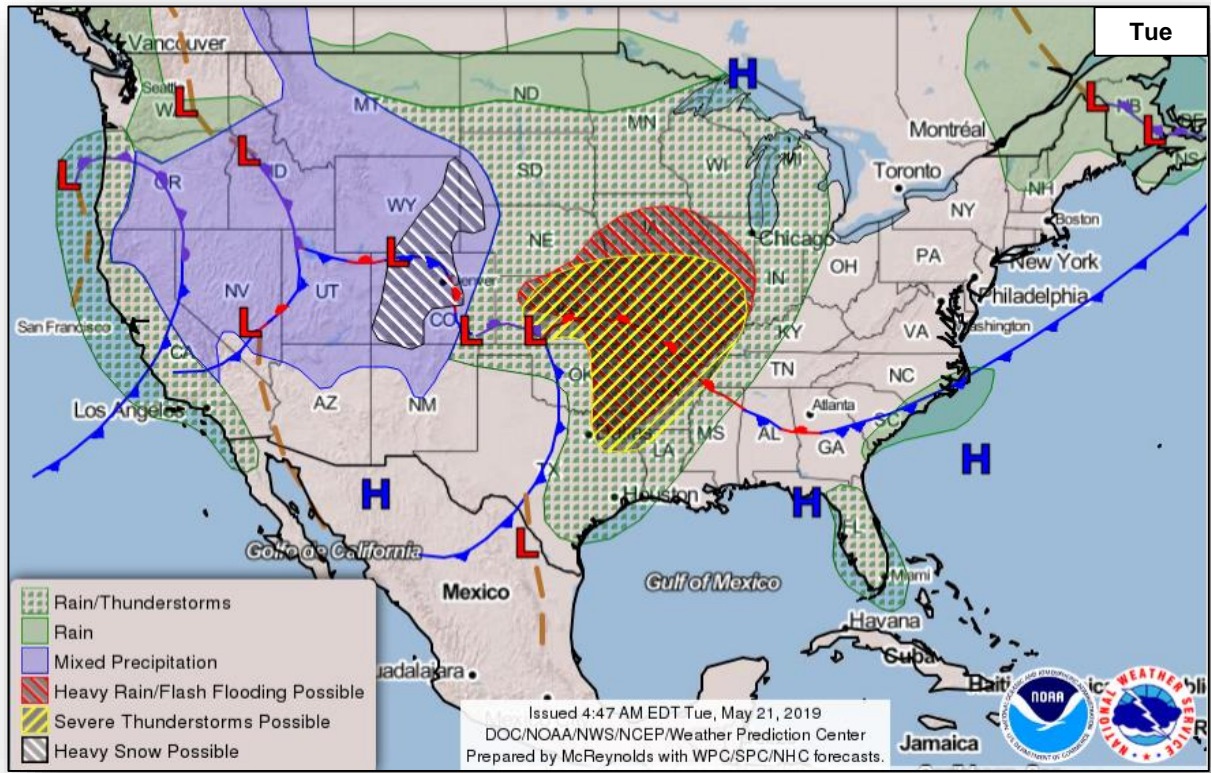


Disturbance 1 (as of 2:00 a.m. EDT)

- A few hundred miles S of Guatemala and El Salvador
- Some gradual development of this system is possible later this week
- No threat to U.S. or U.S. interests
- Formation chance through 48 hours: Low (near 0%)
- Formation chance through 5 days: Medium (40%)



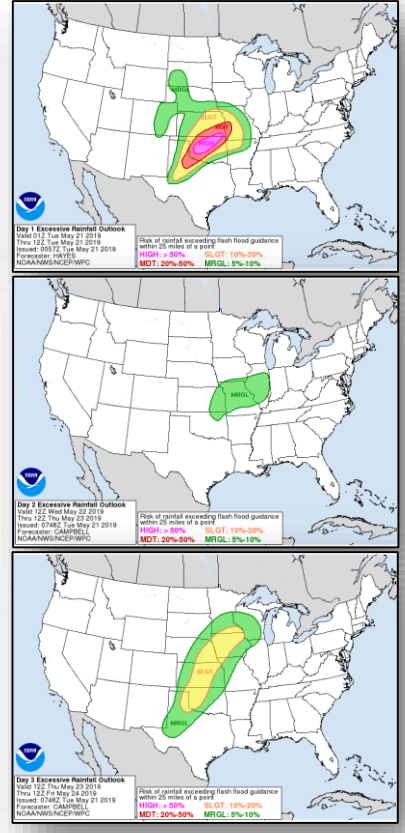
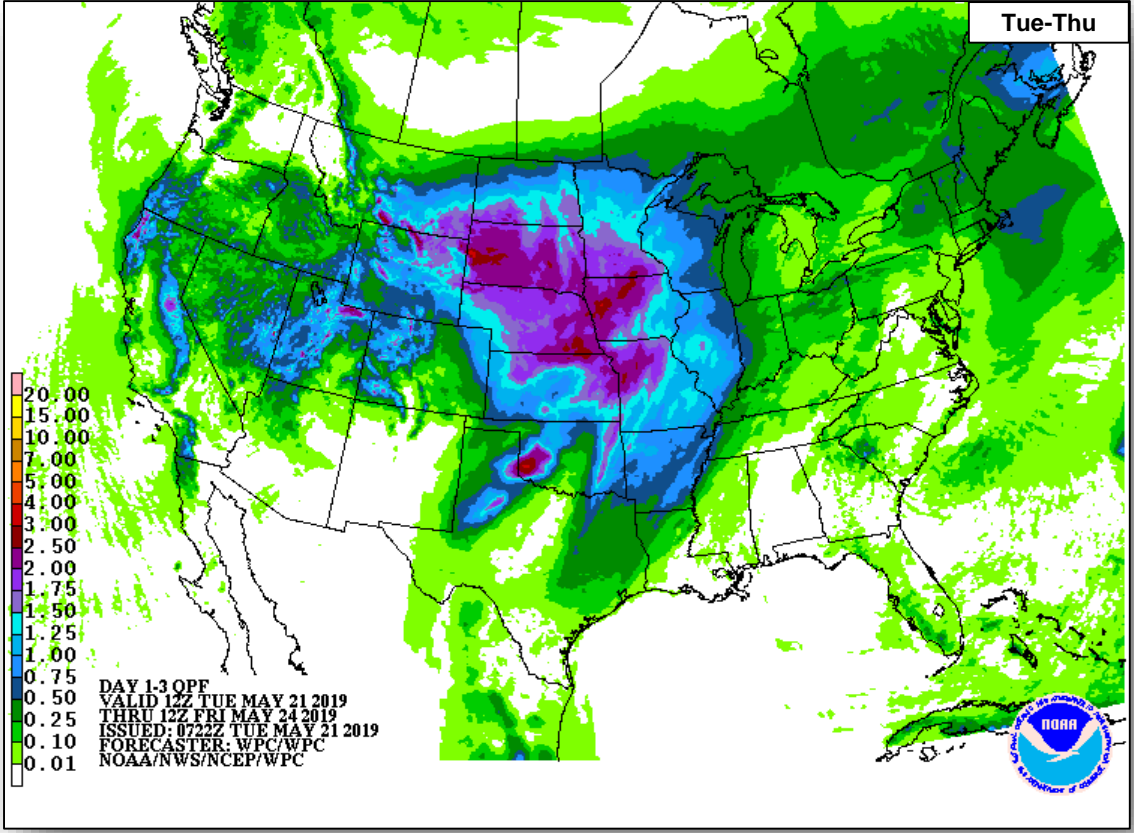
National Weather Forecast



Precipitation Forecast



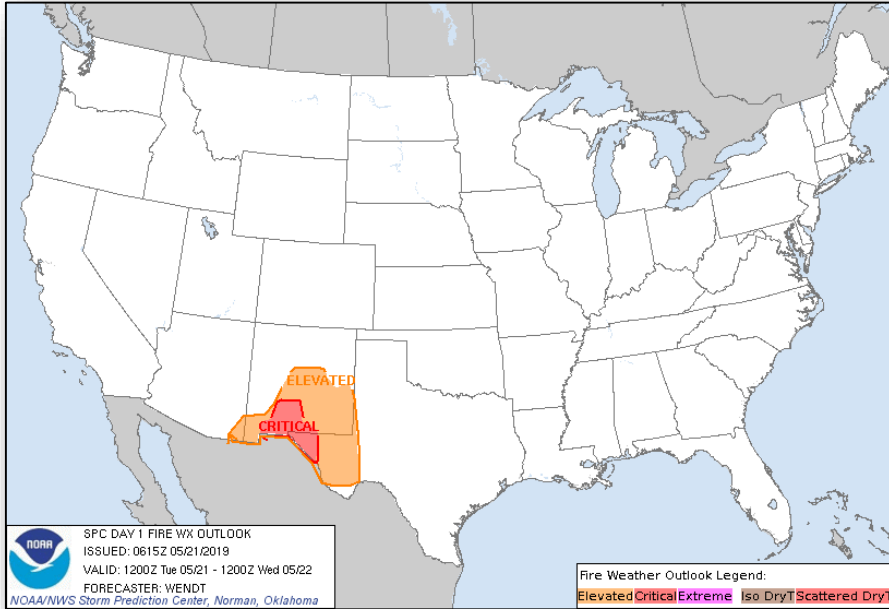
FEMA



Fire Weather Outlook



FEMA



Tuesday

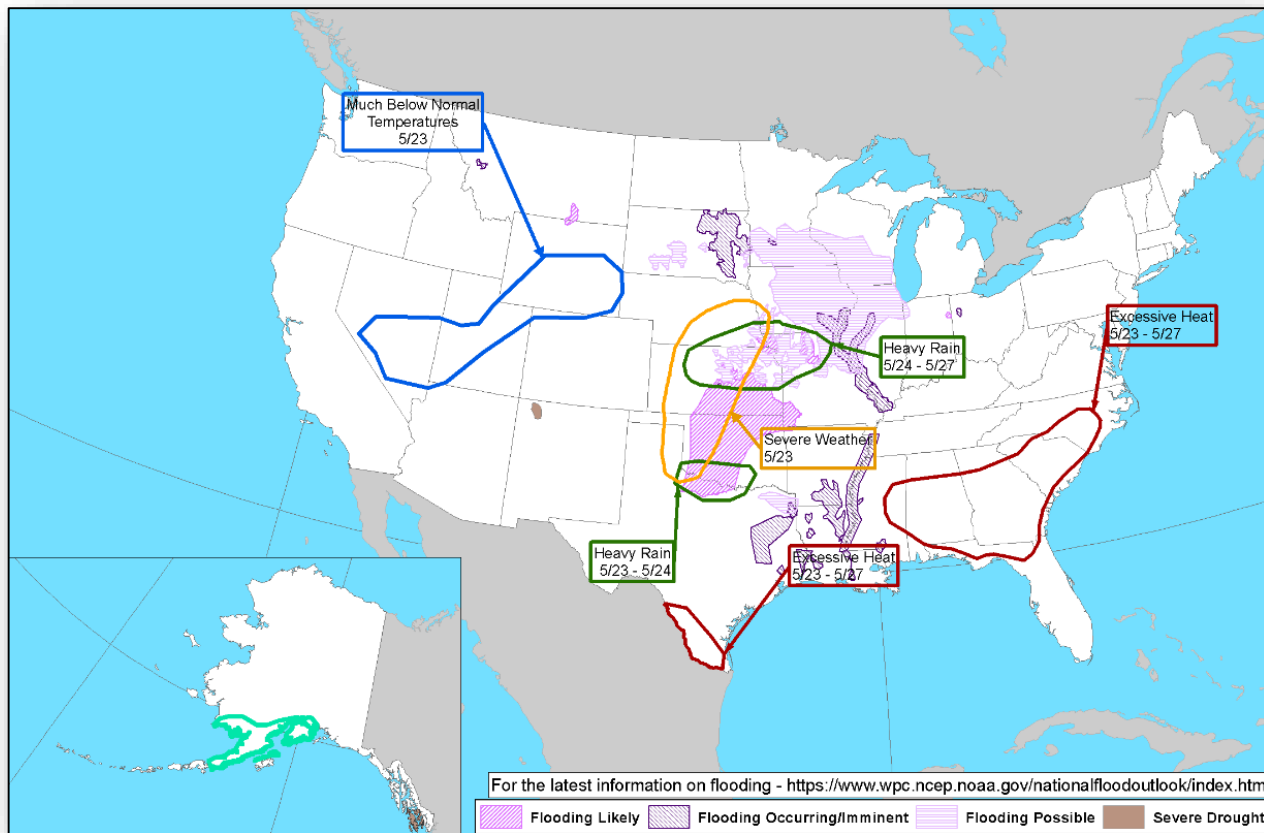


Wednesday

Hazards Outlook – May 23-27



FEMA



Joint Preliminary Damage Assessments



FEMA

Region	State / Location	Event	IA/PA	Number of Counties		Start – End
				Requested	Complete	
IV	MS	Severe weather, tornadoes and flooding April 13-14, 2019	IA	0	0	N/A
			PA	8	0	5/21 – TBD
VI	OK*	Severe weather April 30, 2019	IA	0	0	N/A
			PA	25	9	5/16 – TBD
	TX	Severe weather May 7, 2019	IA	1	0	5/7 – TBD
			PA	0	0	N/A
VII	PTN**	Severe storms and flooding March 13, – April 1, 2019	IA	1	0	4/18 – TBD
			PA	1	1	4/17 – 5/9
VIII	ND	Severe winter storms and flooding March 13 – April 26, 2019	IA	0	0	N/A
			PA	20	0	5/7 – TBD

**PDA's suspended until current storm system moves through the area*

***Ponca Tribe of Nebraska*

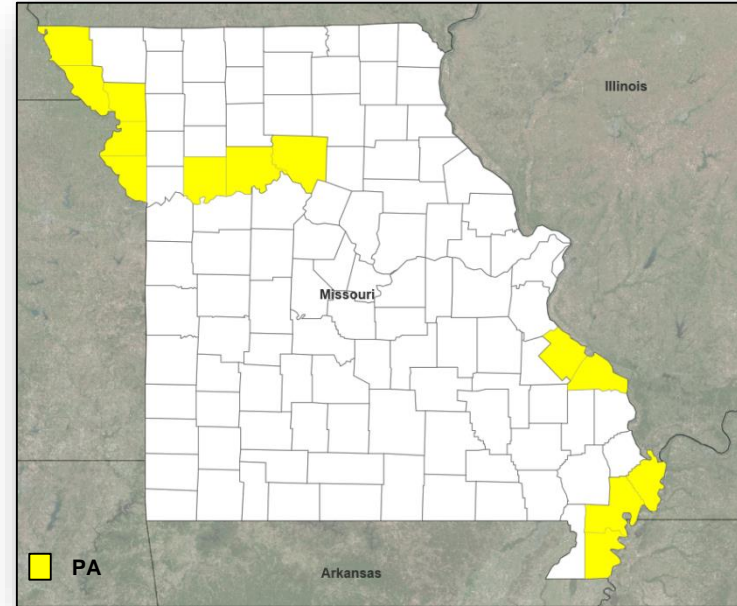
Declaration Approved



FEMA

FEMA-4435-DR-MO

- The President approved a Major Disaster Declaration on May 20, 2019
- For severe storms, straight-line winds, and flooding that occurred March 11 to April 16, 2019
- Provides:
 - Public Assistance for 13 counties
 - Hazard Mitigation statewide
- FCO: Seamus K. Leary



Disaster Requests & Declarations



Declaration Requests in Process					Requests APPROVED (since last report)	Requests DENIED (since last report)
2	IA	PA	HM	Date Requested	1	0
MO – DR Severe Storms, Straight-line Winds, and Flooding		X	X	April 24, 2019	May 20, 2019	
Navajo Nation – DR Snowstorms and Flooding		X	X	April 29, 2019		
MT – DR Snowstorms and Flooding		X	X	May 9, 2019		

FEMA Common Operating Picture

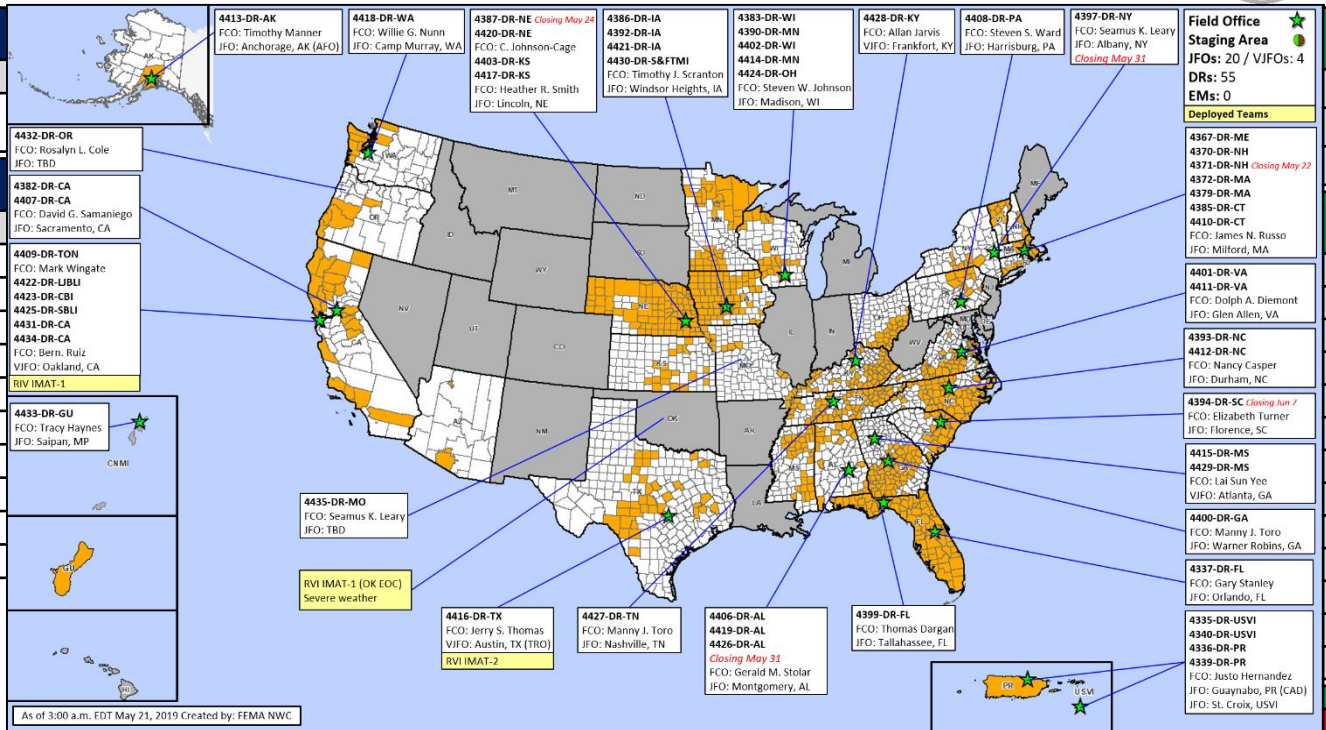


FEMA

FEMA HQ	
NWC	NRCC
Monitoring	Gold Team

FEMA REGIONS		
WATCH	RRCC	
Monitoring	I	Rostered
Monitoring	II	Rostered
Monitoring	III	Rostered
Monitoring	IV	Rostered
Monitoring	V	Rostered
Monitoring	VI	Level III
Monitoring	VII	Rostered
Monitoring	VIII	Rostered
Monitoring	IX	Rostered
Monitoring	X	Rostered

Activation Details
R-VI RRCC: Level III; (Severe Weather)



N-IMATs	
= 3 Teams	
East	
West	
Crisis	

R-IMATs	
7 + Teams	
I	
II	
III	
IV-1	
IV-2	
V	
VI-1	OK
VI-2	TX
VII	CO (EX)
VIII	
IX-1	CA
IX-2	
X	CO (EX)

Field Office Staging Area	
JFOs: 20 / VJFOs: 4	
DRs: 55	
EMs: 0	
Deployed Teams	
4367-DR-ME	
4370-DR-NH	
4371-DR-NH Closing May 22	
4372-DR-MA	
4379-DR-MA	
4385-DR-CT	
4410-DR-CT	
FCO: James N. Russo	
JFO: Milford, MA	
4401-DR-VA	
4411-DR-VA	
FCO: Dolph A. Diemont	
JFO: Glen Allen, VA	
4393-DR-NC	
4412-DR-NC	
FCO: Nancy Casper	
JFO: Durham, NC	
4394-DR-SC Closing Jun 7	
FCO: Elizabeth Turner	
JFO: Florence, SC	
4415-DR-MS	
4429-DR-MS	
FCO: Lai Sun Yee	
JFO: Atlanta, GA	
4400-DR-GA	
FCO: Manny J. Toro	
JFO: Warner Robins, GA	
4337-DR-FL	
FCO: Gary Stanley	
JFO: Orlando, FL	
4335-DR-USVI	
4340-DR-USVI	
4336-DR-PR	
4339-DR-PR	
FCO: Justo Hernandez	
JFO: Guaynabo, PR (CAD)	
JFO: St. Croix, USVI	

Team:	US&R	MERS	FCOs	FDRCs	IM WORKFORCE
Status	(>66%)	(>66%)	(≤1 Type 1)	(=2)	
Assigned:	28	36	29	12	13,261 ▲
Unavailable	0	0	0	0	3,841
Deployed:	0	1 (+1)	25	10	5,671 ▼
Available:	28	35 (-1)	4	2	3,749 / 28% ▼

IM CADRE AVAILABILITY SUMMARY	
Cadres with 25% or Less Availability	
EHP 8% (41/491); ER 7% (4/60); FL 14% (22/153); HM 19% (215/1,118); IT 25% (164/661); LOG 19% (253/1,324); OPS 21% (56/261); PA 6% (146/2,452); PLAN 18% (69/386); SAF 13% (7/53); SEC 18% (23/125)	

Public Assistance Grant Program

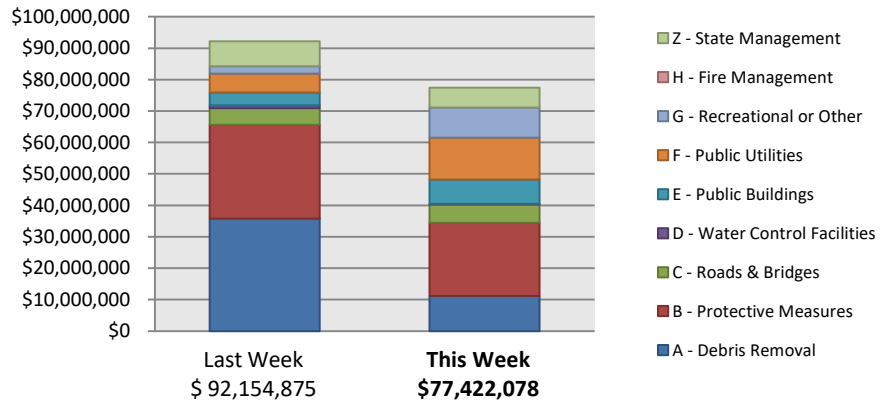


FEMA

PA Project Worksheets Obligated in past week, as of 05/20/19 at 1500 EDT

PA Category	Emergency Work		Permanent Work					H - Fire Management	Z - State Management	Total
	A - Debris Removal	B - Protective Measures	C - Roads & Bridges	D - Water Control Facilities	E - Public Buildings	F - Public Utilities	G - Recreational or Other			
Number Of PWs Obligated	69	104	55	4	109	32	45	0	56	474
Federal Share Obligated	\$11,181,804	\$23,280,094	\$5,854,195	\$149,722	\$7,697,678	\$13,386,080	\$9,577,038	\$0	\$6,295,467	\$77,422,078

Public Assistance Obligated per Category In the Past 2 Weeks – 5/6/2019 through 5/20/2019



This weeks PA Highlights

- In 4399 - FL
 - \$12 Million obligated for Category B – Protective Measures
- In 4393 - NC
 - \$7 Million obligated for Category F – Public Utilities
- In 4283 - FL
 - \$6.8 Million obligated for Category G – Recreational or Other

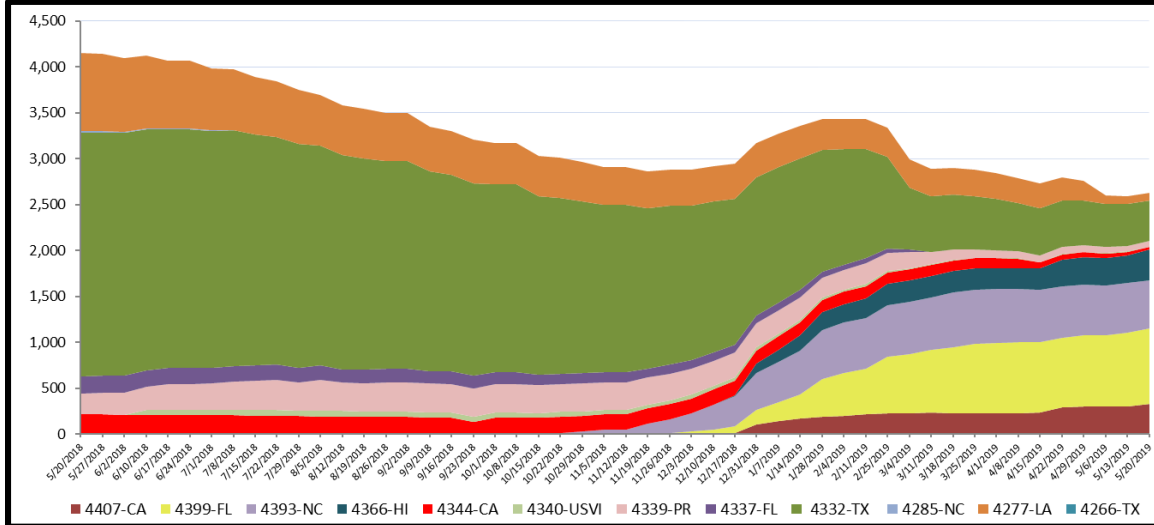
Direct Housing



FEMA

Total Households in FEMA Direct Housing per State

Past Year per Week, 5/20/2018 – 5/20/2019, There are currently **2,301** Households Occupying **2,301** Temporary Units



DR	IA Declaration Date	Program End Date	Current # of Households in Direct Housing (Weekly Change)
4407-CA	11/12/2018	5/12/2020	333(+34)
4399-FL	10/11/2018	4/11/2020	814 (+5)
4393-NC	9/14/2018	3/14/2020	530 (-8)
4366-HI	5/11/2018	11/11/2019	6 (0)
4344-CA	10/10/2017	7/10/2019	30 (-10)
4340-USVI	9/20/2017	9/7/2019	3 (0)
4339-PR	9/20/2017	9/20/2019	59 (-5)
4332-TX	8/25/2017	8/25/2019	443 (-8)
4277-LA	8/14/2016	4/30/2019	83 (-6)



States with Currently Occupied Units

Individual Assistance Activity



FEMA

		Individuals and Households Program Activity As Of: 5/20/19				
		In Past 7 Days		Cumulative		
		Applicants Approved	Amount Approved	Applicants Approved	Amount Approved	
		4413-AK Declared 01-31-2019 End Of Reg Period 05-31-2019				
Open Registration Period	Housing Assistance	141	\$1,213,496.70	3,444	\$14,519,912.44	
	Other Needs Assistance	20	\$10,078.03	668	\$259,670.15	
	Total IHP	\$1,223,574.73		\$14,779,582.59		
	Average IHP			\$3,915		
	Total Max Grants			HA	ONA	
				98	0	
			4420-NE Declared 03-21-2019 End Of Reg Period 06-19-2019			
	Housing Assistance	70	\$281,528.88	2,831	\$19,738,442.61	
	Other Needs Assistance	27	\$49,250.07	844	\$2,451,462.81	
	Total IHP	\$330,778.95		\$22,189,905.42		
	Average IHP			\$7,509		
	Total Max Grants			HA	ONA	
			41	0		
		4421-IA Declared 03-23-2019 End Of Reg Period 07-01-2019				
Housing Assistance	103	\$395,841.58	999	\$11,103,643.12		
Other Needs Assistance	33	\$43,510.69	565	\$1,384,476.69		
Total IHP	\$439,352.27		\$12,488,119.81			
Average IHP			\$9,518			
Total Max Grants			HA	ONA		
			127	0		
		15 Declarations IHP Programmatically Open - Closed Registration *				
Other IHP Active	Housing Assistance	370	\$1,117,601.55			
	Other Needs Assistance	252	\$532,617.39			
	Total IHP	\$1,650,218.94				
		Total IHP Approved in Past Week				
		\$3,643,924.89				



FEMA

FEMA's mission is helping people before, during, and after disasters.

Click [here](#) to subscribe to this briefing.