

The Disaster Center is dedicated to the idea that disaster mitigation is cost effective and individuals pursuing their own interest are the greatest potential force for disaster reduction.

Please consider making a small donation to the Disaster Center



When disaster mitigation is cost effective, we are on the road to bringing disasters to an end.



FEMA

Daily Operations Briefing

Thursday, May 2, 2019

8:30 a.m. EDT

Significant Activity – May 1-2



FEMA

Significant Events: None

Tropical Activity: No activity affecting U.S. interests

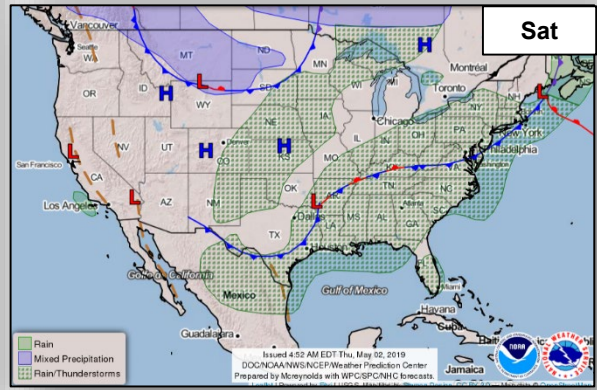
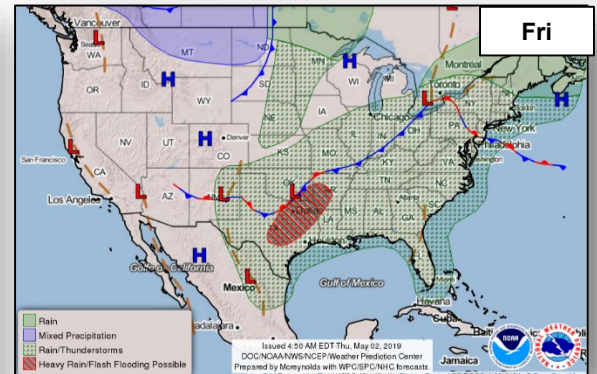
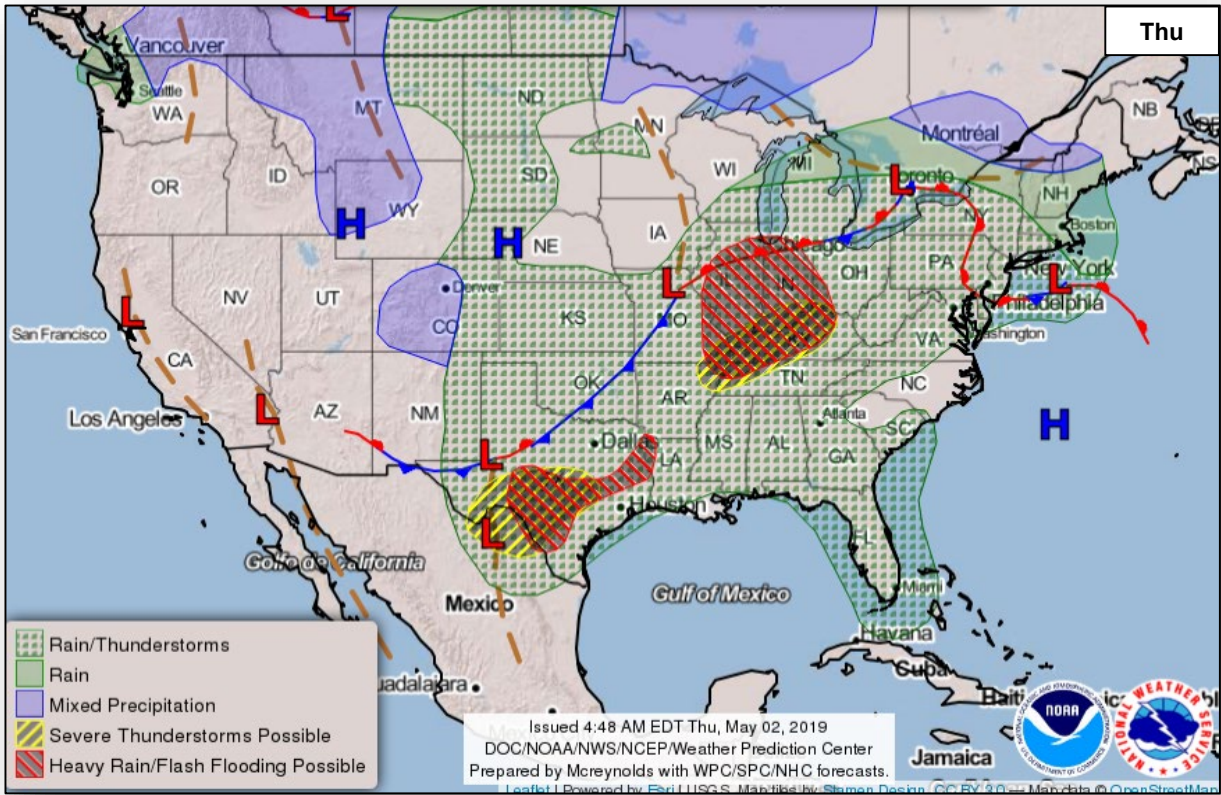
- Eastern Pacific Hurricane Season starts May 15
- Atlantic and Central Pacific Hurricane Season starts June 1; [29 days](#)

Significant Weather:

- [A slight risk for severe weather exists for Texas and the Ohio Valley](#)
- [Heavy rains across central and eastern Texas](#)

Declaration Activity: [Major Disaster Declaration - CA](#)

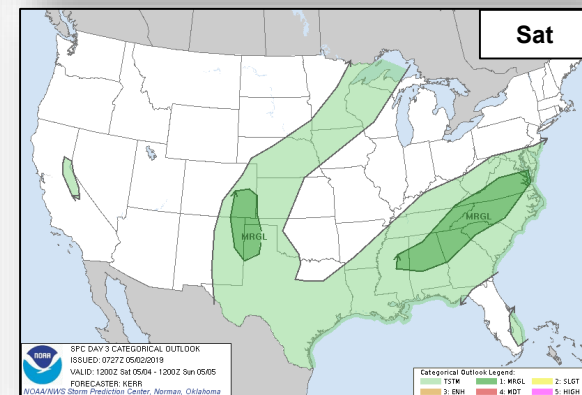
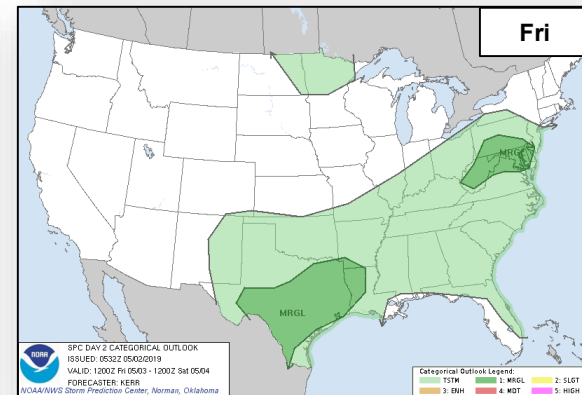
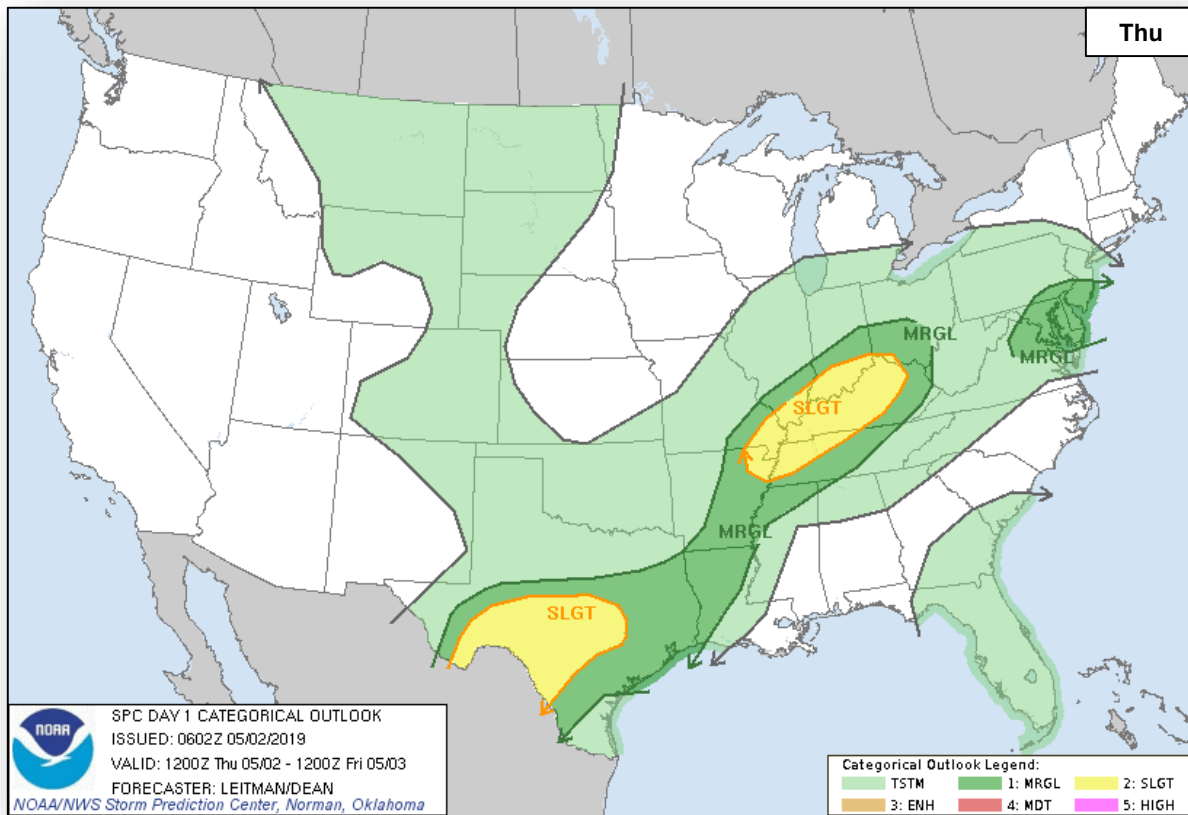
National Weather Forecast



Severe Weather Outlook



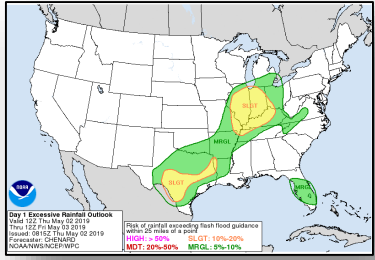
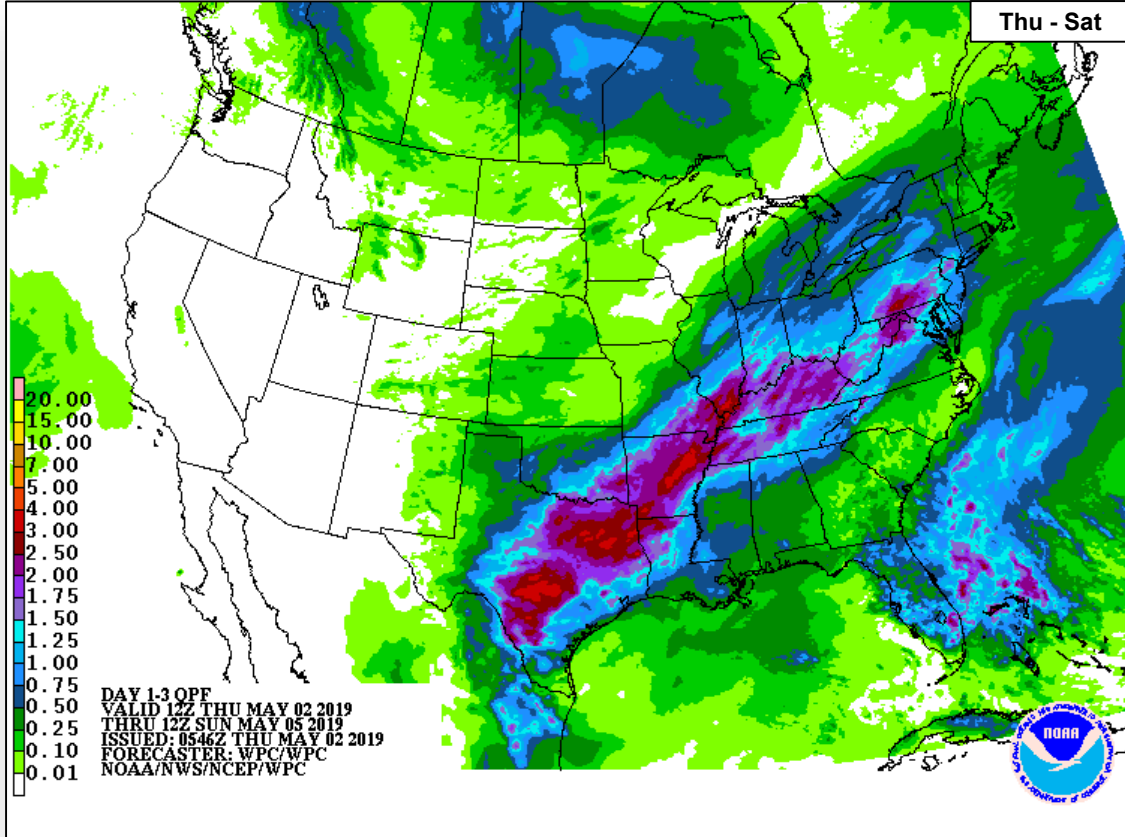
FEMA



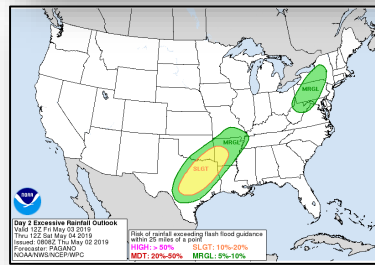
Precipitation Forecast



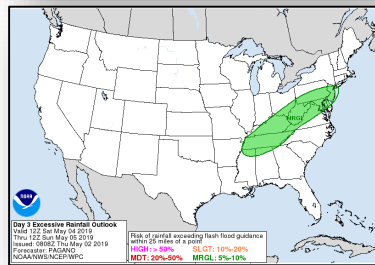
FEMA



Thu



Fri

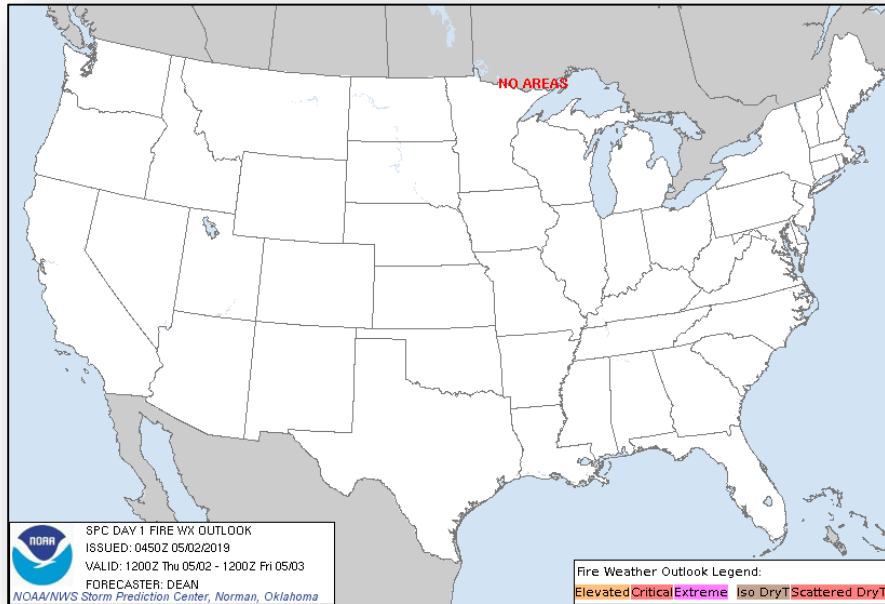


Sat

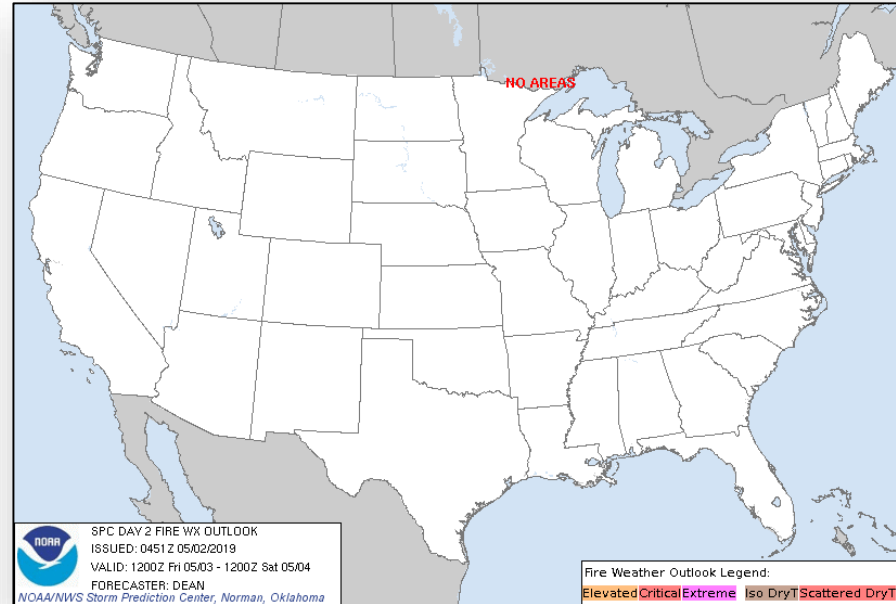
Fire Weather Outlook



FEMA



Thursday

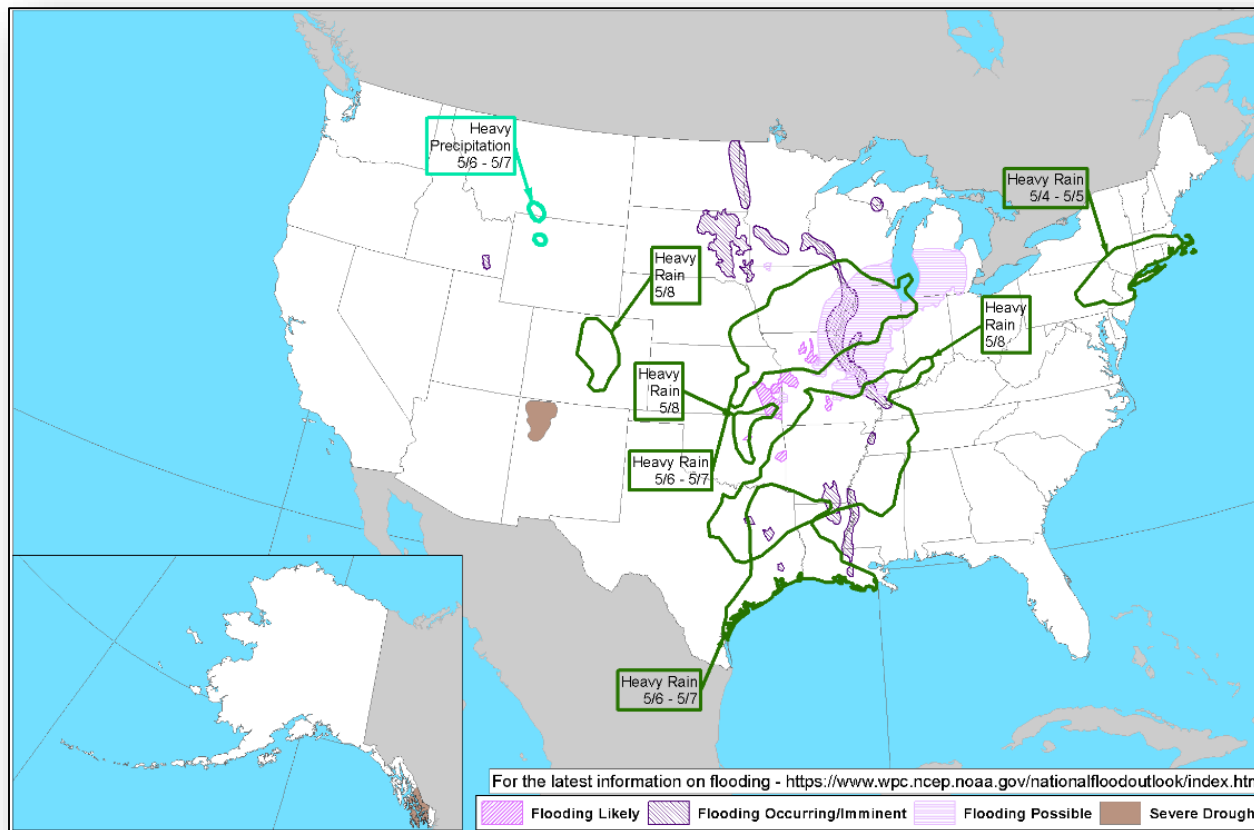


Friday

Hazards Outlook – May 3-7



FEMA



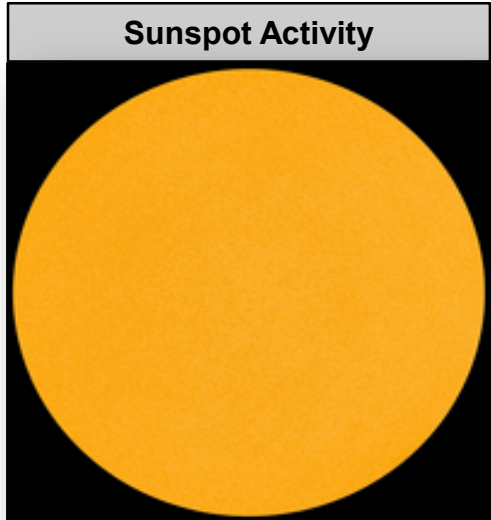

Space Weather



FEMA

	Space Weather Activity	Geomagnetic Storms	Solar Radiation	Radio Blackouts
Past 24 Hours	None	None	None	None
Next 24 Hours	None	None	None	None

For further information on NOAA Space Weather Scales refer to: <http://www.swpc.noaa.gov/noaa-scales-explanation>



Joint Preliminary Damage Assessments



FEMA

Region	State / Location	Event	IA/PA	Number of Counties		Start – End
				Requested	Complete	
I	VT	Flooding April 15, 2019	IA	0	0	N/A
			PA	7	1	4/24 – TBD
VI	LA	Severe Weather April 25 – 27, 2019	IA	3	0	5/1 – TBD
			PA	0	0	N/A
	TX	Severe Storms and Tornadoes April 13 – 15, 2019	IA	5	5	4/19 – 5/2
			PA	0	0	N/A
	TX	Severe Storms April 24, 2019	IA	1	0	4/27 – TBD
			PA	0	0	N/A
VII	MO	Severe Storms and Flooding March 11, 2019 and continuing	IA	5	5	4/10 – 5/1
			PA	14	14	4/10 – 4/18
	OTN*	Severe Storms and Flooding March 13, 2019 – April 1, 2019	IA	1	0	TBD
			PA	1	1	4/18 – 4/19
	PTN**	Severe Storms and Flooding March 13, 2019 – April 1, 2019	IA	1	0	TBD
			PA	1	1	4/17 – 4/17

*Omaha Tribe of Nebraska

**Ponca Tribe of Nebraska

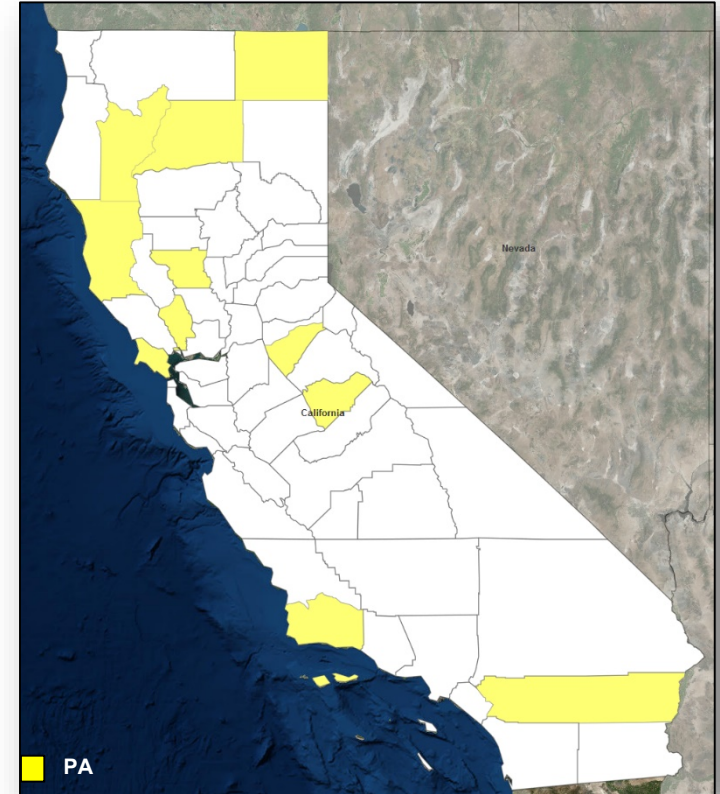
Declaration Approved



FEMA

FEMA-4431-DR-CA

- The President approved a Major Disaster Declaration on May 01, 2019 for the State of California
- For severe winter storms, flooding, landslides, and mudslides that occurred February 13-15, 2019
- Provides:
 - Public Assistance for 11 counties
 - Hazard Mitigation statewide
- FCO: Benigno Bern Ruiz



Disaster Requests & Declarations



FEMA

Declaration Requests in Process					Requests APPROVED (since last report)	Requests DENIED (since last report)
6	IA	PA	HM	Date Requested	1	0
U.S. Territory of Guam – DR Super Typhoon Wutip		X	X	March 25, 2019		
CA – DR Severe Winter Storms, Flooding, Landslides, and Mudslides		X	X	April 13, 2019	May 1, 2019	
CA – DR Severe Winter Storms, Flooding, Landslides, and Mudslides		X	X	April 13, 2019		
OR – DR Severe Winter Storms, Flooding, Landslides, and Mudslides		X	X	April 16, 2019		
Federated States of Micronesia – Super Typhoon Wutip <i>*Request made pursuant to the Compacts of Free Association, not under Stafford Act</i>				April 17, 2019		
MO – DR Severe Storms, Straight-line Winds, and Flooding	X	X	X	April 24, 2019		
Navajo Nation – DR Snowstorms and Flooding		X	X	April 29, 2019		

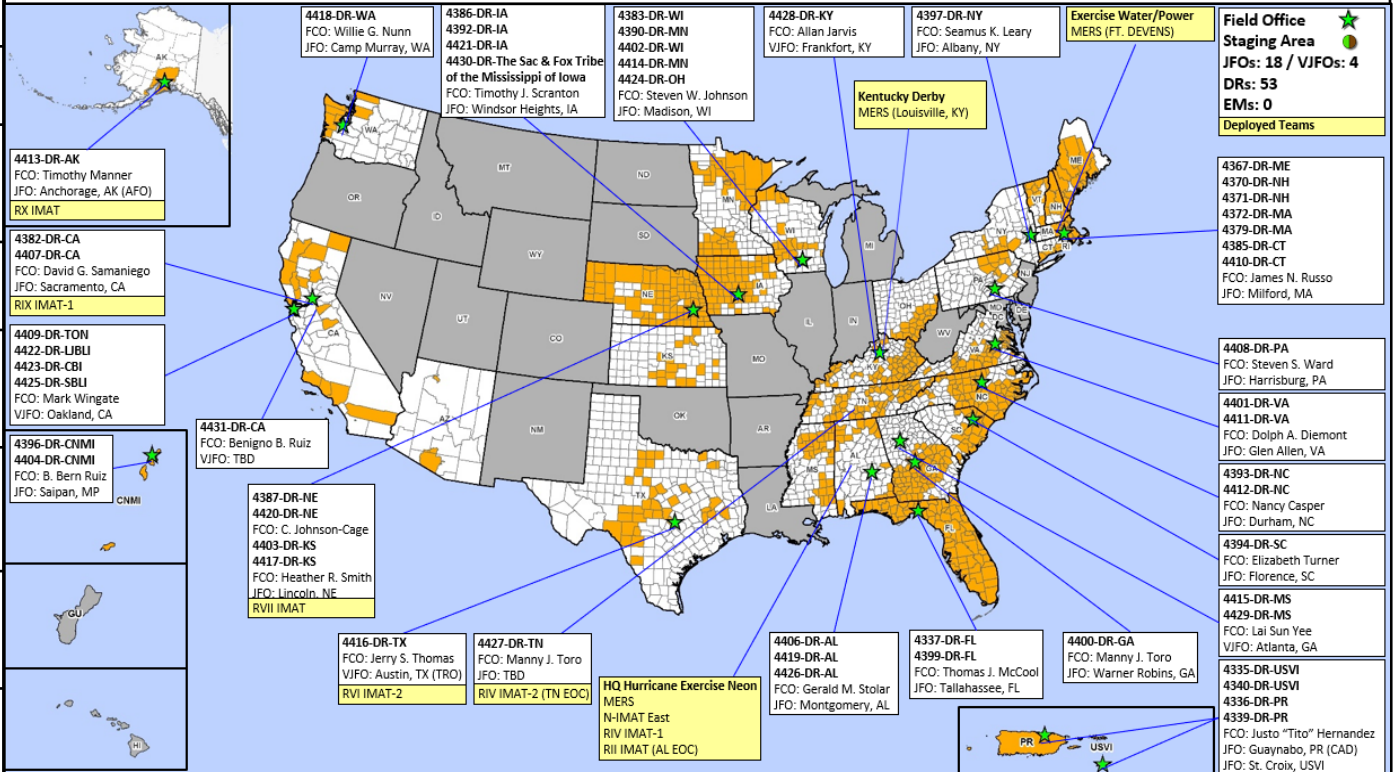
Readiness – Deployable Teams and Assets



National and Regional Resources	
IM Workforce	Strength: ▲ 13,269
	Available: ▼ 3,630 / 27%
	Other: 3,622
	Deployed: ▲ 6,017
N-IMAT	East: Deployed
	West: Available
	Crisis: Available
Regional IMAT (4-6 Teams)	Assigned: 13
	Available: 4
	PMC / NMC: 2
	Deployed: 7
N-ISB Teams (3 Teams)	Team A: Available
	Team B: Available
	Team C: Available
US&R (>66%)	Assigned: 28
	Available: 28
	PMC / NMC: 0
	Deployed: 0
MERS (>66%)	Assigned: 36
	Available: 36
	PMC / NMC: 0
	Deployed: 0
FCO (≤1 Type I)	Assigned: 29
	Available: 2
	PMC / NMC: 0
	Deployed: 27
FDRC (=2)	Assigned: 12
	Available: 2
	PMC / NMC: 0
	Deployed: 10

Cadres with 25% or Less Availability

EHP 10% (49/488); ER 15% (9/59); FL 15% (23/153); HM 19% (210/1,129); LOG 20% (270/1,335); OPS 17% (46/264); PA-NEW 6% (136/2,410); PLAN 18% (72/392); SAF 9% (5/55); SEC 6% (8/125)



As of 3:00 a.m. EDT May 02, 2019 Created by: FEMA NWC

FEMA Readiness – Activation Teams



FEMA

Status		Activated Team	Activation Level	Activation Times	Reason / Comments
NWC (5 Teams)	Steady State				
NRCC (2 Teams)	Activated	NRCS	ROC	Day shift	DHS Support Primary – Gold Team
HLT	Available			Scheduled to activate June 1	Atlantic Hurricane Season
RWC/MOCs (10 Regions)	Available				
RRCCs (10 Regions)	Available				

Backup Regions: VIII, VI, & I

Eastern Pacific Hurricane Season starts May 15

Atlantic and Central Pacific Hurricane Season starts June 1; 29 days



FEMA

FEMA's mission is helping people before, during, and after disasters.

Click [here](#) to subscribe to this briefing.