

The Disaster Center is dedicated to the idea that disaster mitigation is cost effective and individuals pursuing their own interest are the greatest potential force for disaster reduction.

Please consider making a small donation to the Disaster Center



When disaster mitigation is cost effective, we are on the road to bringing disasters to an end.



# FEMA

## **Daily Operations Briefing**

**Sunday, May 12, 2019**

**8:30 a.m. EDT**

# Significant Activity – May 11-12



FEMA

**Significant Events:** Moderate risk of excessive rainfall – Southeastern LA into FL panhandle

## **Tropical Activity:**

- Atlantic: No activity affecting U.S. interests
- Western Pacific: Disturbance 92W - Low chance of development
- Eastern Pacific Hurricane Season begins May 15
- Atlantic and Central Pacific Hurricane Season begins June 1; 19 days

## **Significant Weather:**

- Severe thunderstorms and flash flooding – Central Gulf Coast to the Mid-Atlantic
- Moderate risk of excessive rainfall – Southeastern LA into FL panhandle

**Declaration Activity:** None

**Hurricane Season begins in  
19 days**

# Excessive Rainfall / Flash Flooding – Gulf Coast



FEMA

## Situation

- Heavy, continuing rainfall is resulting in flash flooding and rising rivers across the Central Gulf Coast, especially in south-eastern LA and southern MS
- Flooding will continue and additional rises are possible along numerous rivers due to runoff and saturated soil

## Lifeline Impacts

### Safety and Security

- LA/MS: Numerous swift water rescues took place overnight (LA and Stone County, MS)

### Food, Water, and Shelter

- Shelters: TX - 4 occupants; 1 shelter; MS - 20 occupants, 2 shelters (ARC Midnight Shelter Count, 6:18am, May 12, 2019)

### Health and Medical

- MS: 3 confirmed fatalities (Pearl River County) and 3 injuries (Grenada and Pike counties)

### Energy

- Power Outages\*: TX - 18k (from a peak of 44k), LA - 16k (from a peak of 20k)

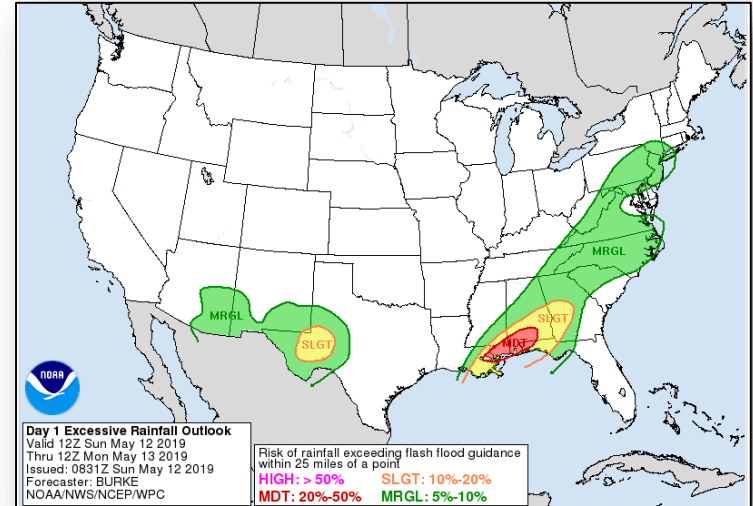
### Transportation

- MS/TX/LA: Multiple primary/secondary roads and bridges closed due to high water, no significant impacts to commerce, alternate routes available/no isolated areas
- MS: Train derailment of 20 freight cars in Lumberton, MS due to wash out conditions; no injuries or hazardous materials reported, commercial impacts unknown

## State/Local Response

- TX, LA, OK, and MS EOCs at Monitoring;
- LA Governor declared a State of Emergency, LA National Guard deployed
- No requests for FEMA assistance

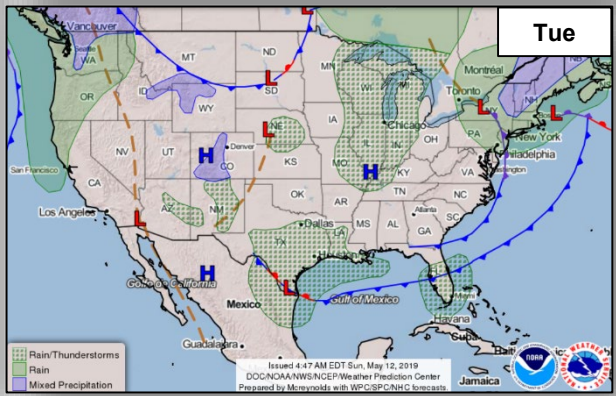
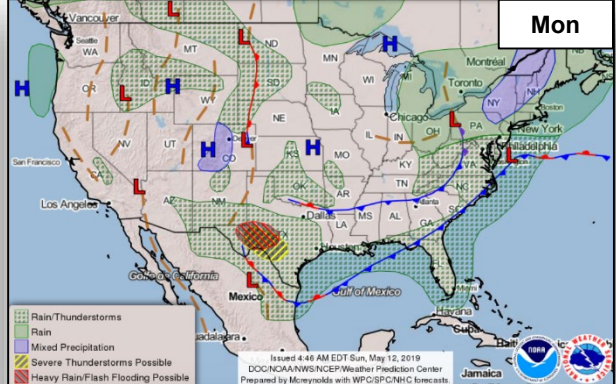
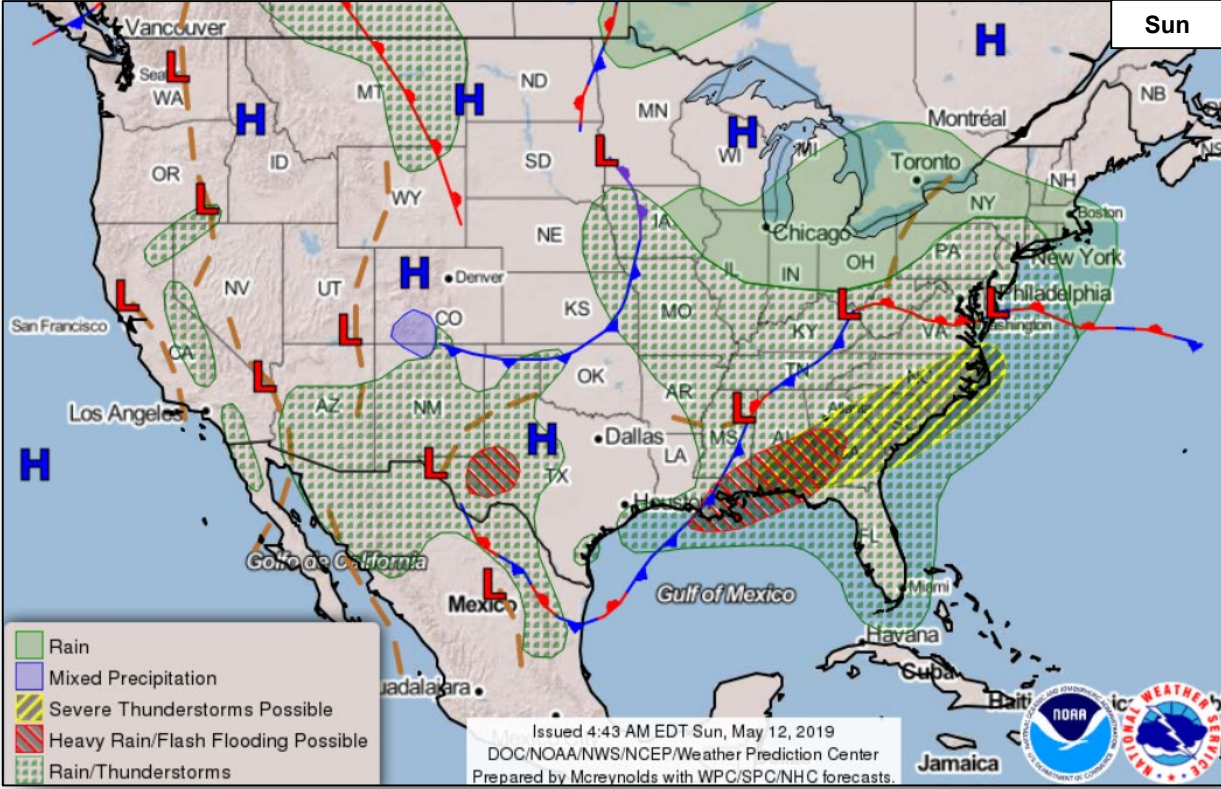
\*Note: Eagle-I as of 08:15am, May 12, 2019, Customer outage data is provided by the Department of Energy's EAGLE-I system. Comprehensive National coverage of all electrical service providers is not available.



## FEMA Response

- Region IV RWC at Steady State, continues to monitor
- Region VI RWC at Steady State, continues to monitor; HQ NWC at Steady State; continues to monitor

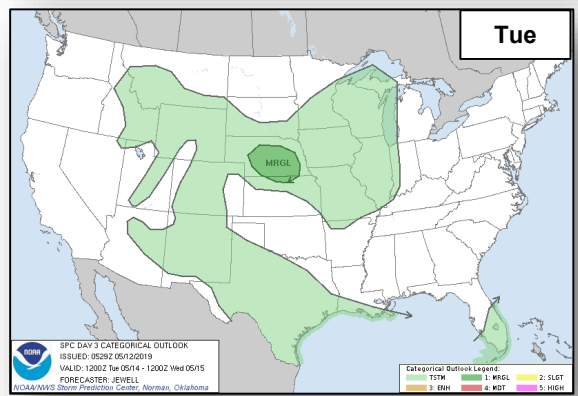
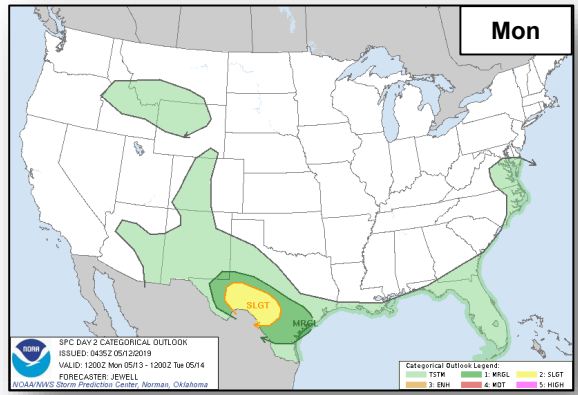
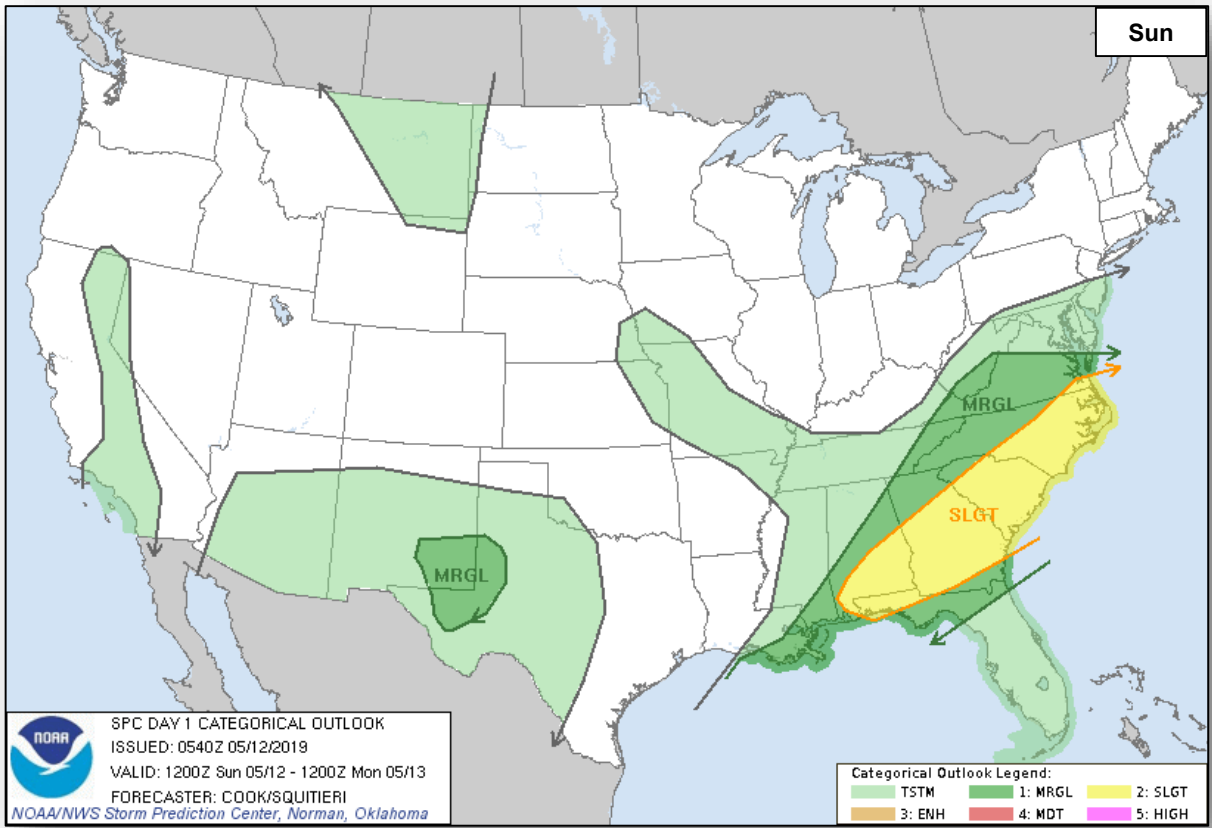
# National Weather Forecast



# Severe Weather Outlook



FEMA

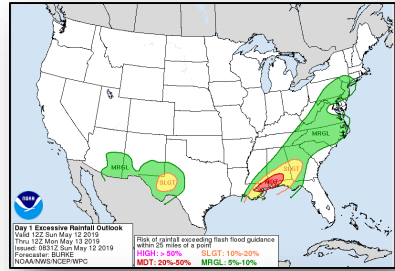


# Precipitation Forecast

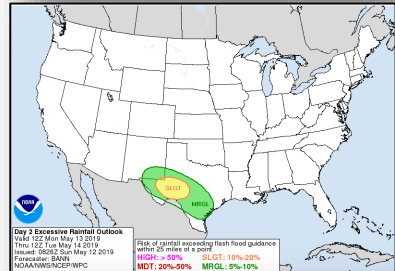


FEMA

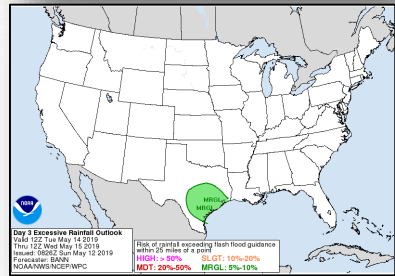
Sun-Tue



Sun



Mon



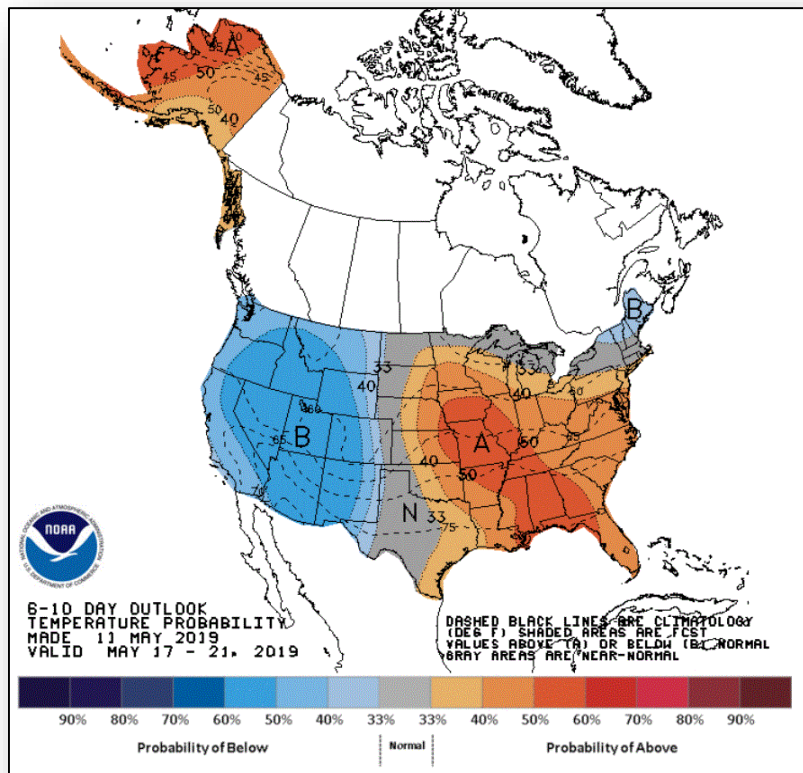
Tue



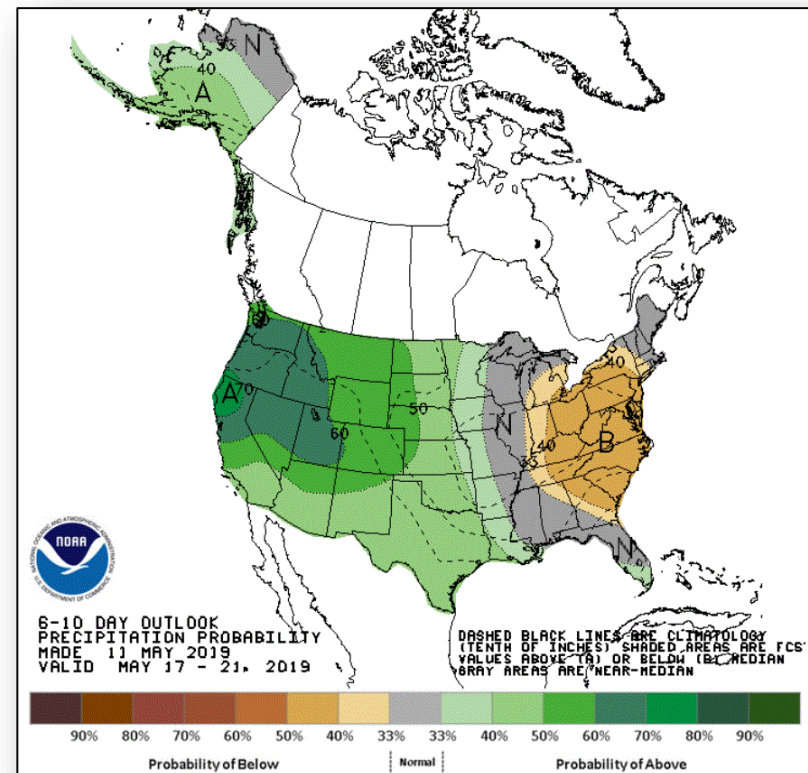
# Long Range Outlooks – May 17-21



FEMA



**6 - 10 Day Temperature Probability**



**6 - 10 Day Precipitation Probability**



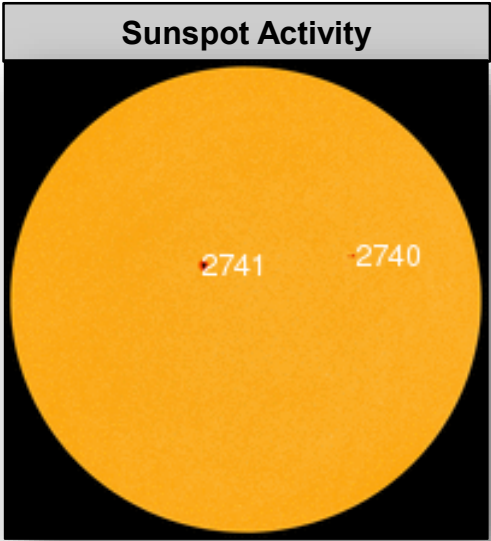

# Space Weather



FEMA

	Space Weather Activity	Geomagnetic Storms	Solar Radiation	Radio Blackouts
Past 24 Hours	None	None	None	None
Next 24 Hours	None	None	None	None

For further information on NOAA Space Weather Scales refer to: <http://www.swpc.noaa.gov/noaa-scales-explanation>



# Joint Preliminary Damage Assessments



FEMA

Region	State / Location	Event	IA/PA	Number of Counties		Start – End
				Requested	Complete	
I	VT	Flooding April 15, 2019	IA	0	0	N/A
			PA	8	1	4/24 – TBD
V	MN	Severe storms and flooding March 12 – April 29, 2019	IA	0	0	N/A
			PA	50 & 4 Tribes	8	5/7 – TBD
VI	LA	Severe Weather April 24-25, 2019	IA	3	3	5/1 – 5/2
			PA	3	0	5/10 – TBD
VII	OTN*	Severe storms and flooding March 13, 2019 – April 1, 2019	IA	1	0	TBD
			PA	1	1	4/18 – 4/19
	PTN**	Severe storms and flooding March 13, 2019 – April 1, 2019	IA	1	0	TBD
			PA	1	1	4/17 – 4/17
VIII	SD	Severe winter storms and flooding March 13 – April 26, 2019	IA	6	5	5/6 – TBD
			PA	59	0	5/17 – TBD
	ND	Severe winter storms and flooding March 13 – April 26, 2019	IA	0	0	N/A
			PA	20	0	5/7 – TBD
X	OR	Flooding April 6-21, 2019	IA	0	0	N/A
			PA	5	0	5/13 – TBD

\*Omaha Tribe of Nebraska

\*\*Ponca Tribe of Nebraska

# Disaster Requests & Declarations



**FEMA**

Declaration Requests in Process					Requests APPROVED (since last report)	Requests DENIED (since last report)
<b>3</b>	<b>IA</b>	<b>PA</b>	<b>HM</b>	<b>Date Requested</b>	<b>0</b>	<b>0</b>
CA – DR Severe Winter Storms, Flooding, Landslides, and Mudslides		X	X	April 13, 2019		
MO – DR Severe Storms, Straight-line Winds, and Flooding	X	X	X	April 24, 2019		
Navajo Nation – DR Snowstorms and Flooding		X	X	April 29, 2019		

# FEMA Common Operating Picture



# FEMA

**FEMA HQ**

**NWC** | **NRCC**

Monitoring | GOLD Team

**FEMA REGIONS**

WATCH	RRCC	
Monitoring	I	Rostered
Monitoring	II	Rostered
Monitoring	III	Rostered
Monitoring	IV	Rostered
Monitoring	V	Rostered
Monitoring	VI	Rostered
Monitoring	VII	Rostered
Monitoring	VIII	Rostered
Monitoring	IX	Rostered
Monitoring	X	Rostered

Activation Details

No activations

**Field Office Staging Area** ★

FJOs: 19 / VJFOs: 4

DRs: 55

EMs: 0

**Deployed Teams**

- 4367-DR-ME
- 4370-DR-NH
- 4372-DR-MA
- 4379-DR-MA
- 4385-DR-CT
- 4410-DR-CT
- 4401-DR-VA
- 4411-DR-VA
- 4393-DR-NC
- 4412-DR-NC
- 4394-DR-SC *Closing Jun 7*
- 4415-DR-MS
- 4429-DR-MS
- 4400-DR-GA
- 4437-DR-FL
- 4395-DR-USVI
- 4340-DR-USVI
- 4336-DR-PR
- 4339-DR-PR

**N-IMATs**

= 3 Teams

East	
West	
Crisis	

**R-IMATs**

7 + Teams

I	
II	
III	
IV-1	
IV-2	
V	
VI-1	
VI-2	TX
VII	Reconstituting
VIII	
IX-1	CA
IX-2	
X	AK

FMC	PMC
NMC	Deployed

Team:	US&R	MERS	FCOs	FDRCS	IM WORKFORCE	IM CADRE AVAILABILITY SUMMARY	
Status	(>66%)	(>66%)	(≥ 1Type 1)	(≥3)		Cadres with 25% or Less Availability	
Assigned:	28	36	29	12	13,373	EHP 9% (45/493); ER 10% (6/59); FL 13% (20/157); HM 19% (217/1,137); LOG 20% (263/1,333);	
Unavailable	0	0	1	0	3,688	OPS 18% (47/269); PA-NEW 5% (129/2,458); PLAN 18% (72/404); SAF 13% (7/55); SEC 13%	
Deployed:	0	0	23	10	5,894	(16/125)	
Available:	28	36	5	2	3,791 / 28%		



# FEMA

**FEMA's mission is helping people before, during, and after disasters.**

Click [here](#) to subscribe to this briefing.