

The Disaster Center is dedicated to the idea that disaster mitigation is cost effective and individuals pursuing their own interest are the greatest potential force for disaster reduction.

Please consider making a small donation to the Disaster Center



When disaster mitigation is cost effective, we are on the road to bringing disasters to an end.



FEMA

Daily Operations Briefing

Tuesday, April 30, 2019

8:30 a.m. EDT

Significant Activity – April 29-30



FEMA

Significant Events: None

Tropical Activity: No activity affecting U.S. interests

- Eastern Pacific Hurricane Season starts May 15
- Atlantic and Central Pacific Hurricane Season starts June 1; [in 31 days](#)

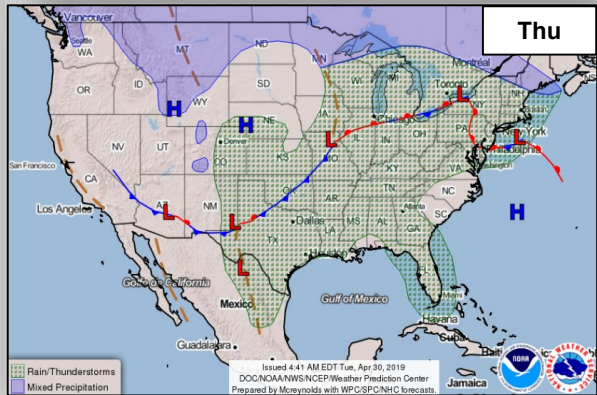
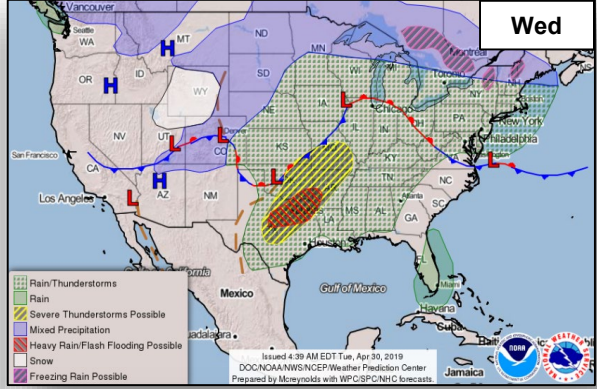
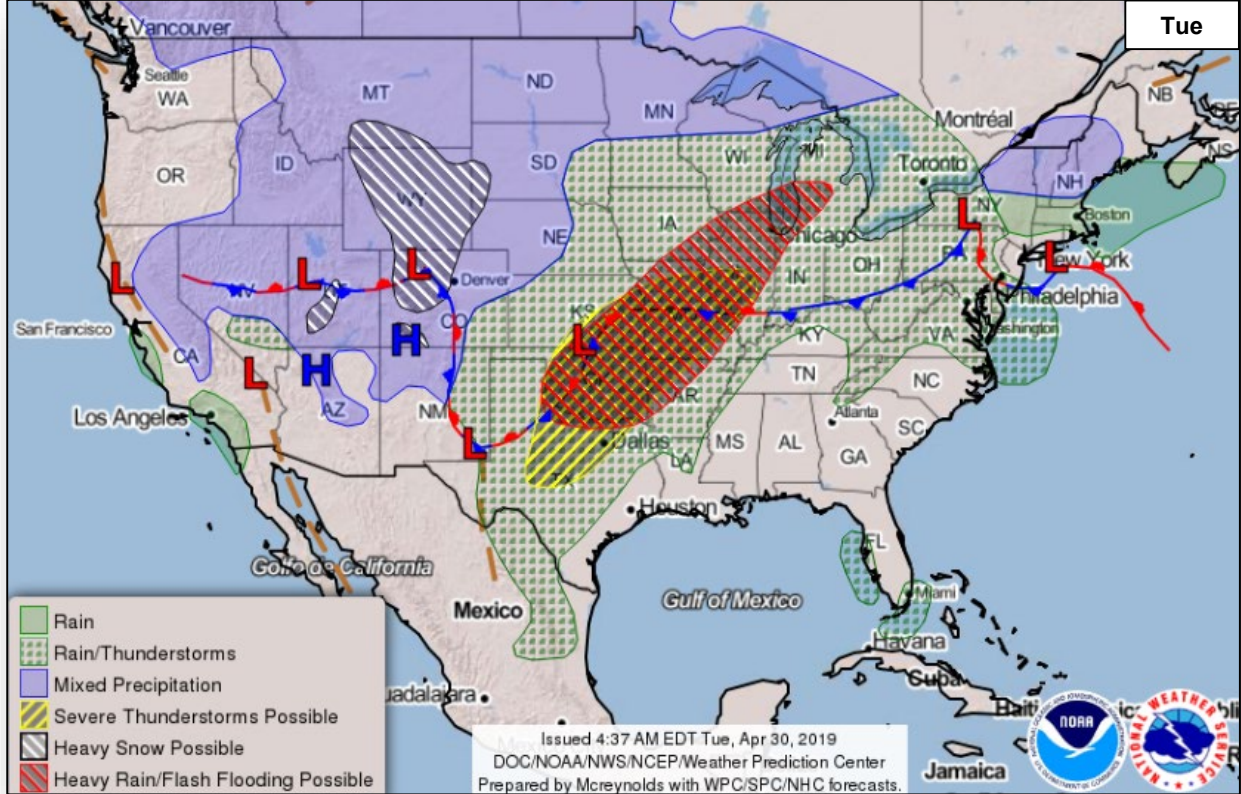
Significant Weather:

- Severe thunderstorms and flash flooding possible – Southern Plains to Mississippi Valley into the Great Lakes
- Elevated Fire WX – Western Texas and Southern New Mexico

Declaration Activity:

- Major Disaster Declaration Approved – Sac and Fox Tribe of the Mississippi in Iowa

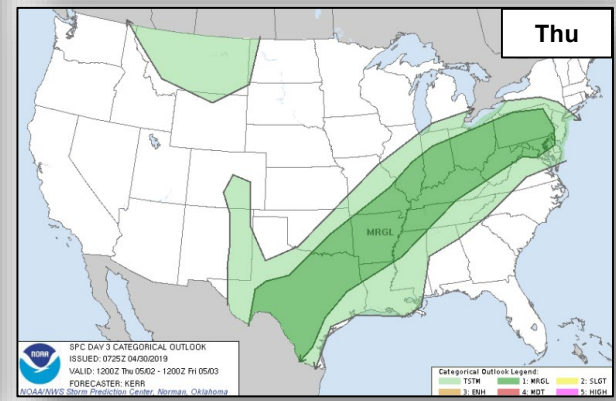
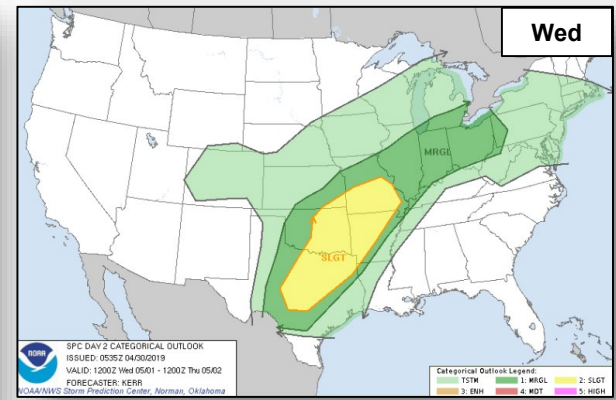
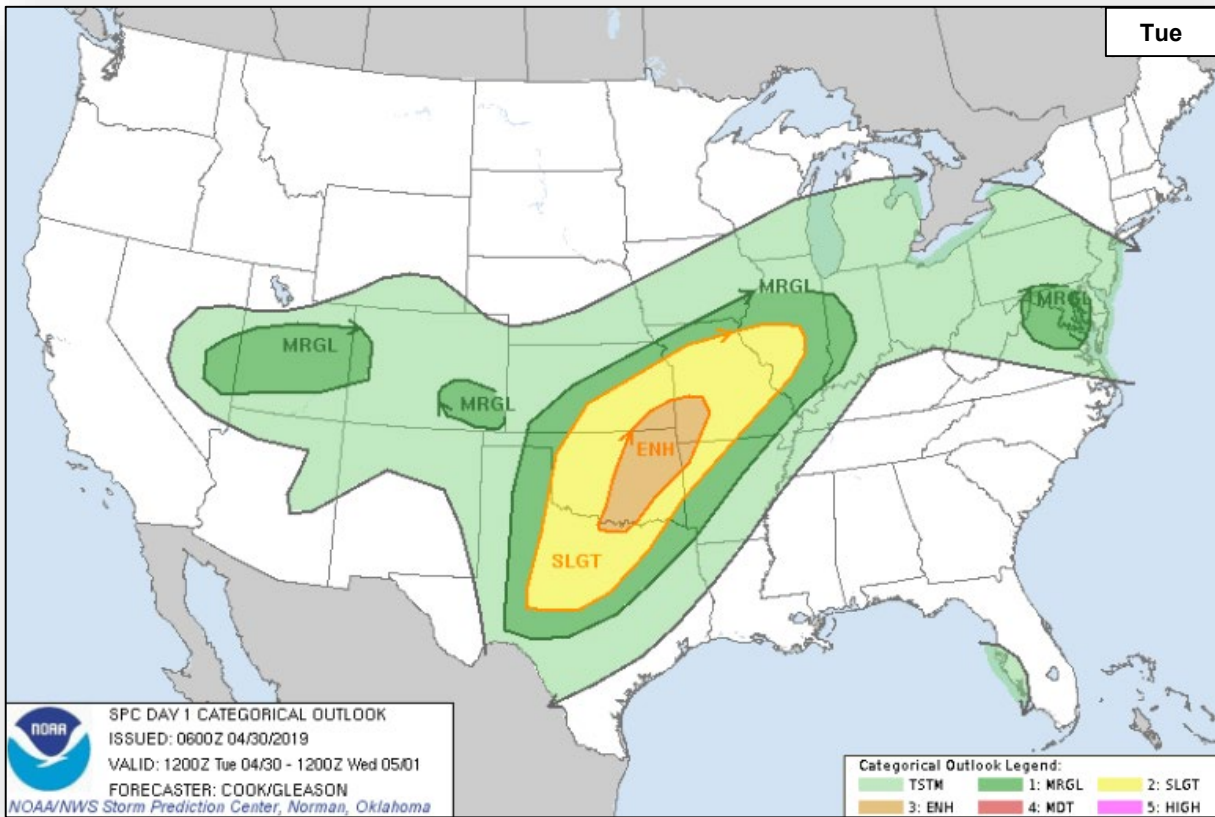
National Weather Forecast



Severe Weather Outlook



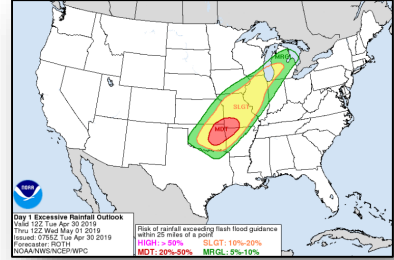
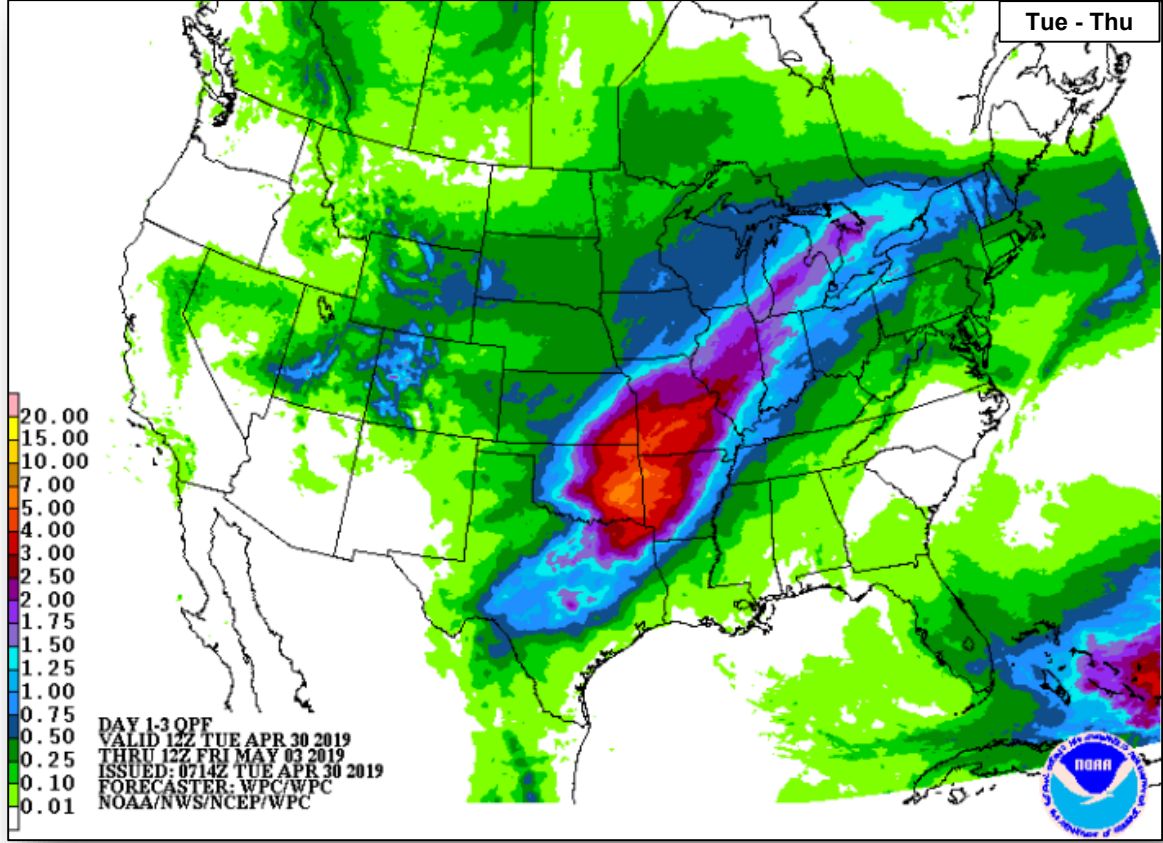
FEMA



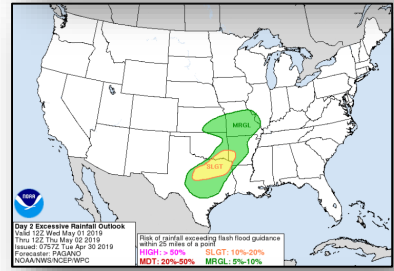
Precipitation Forecast



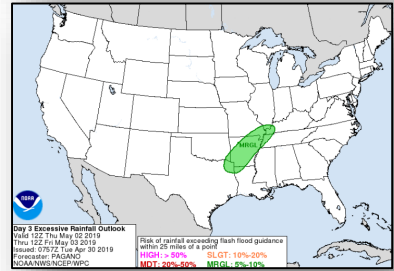
FEMA



Tue



Wed

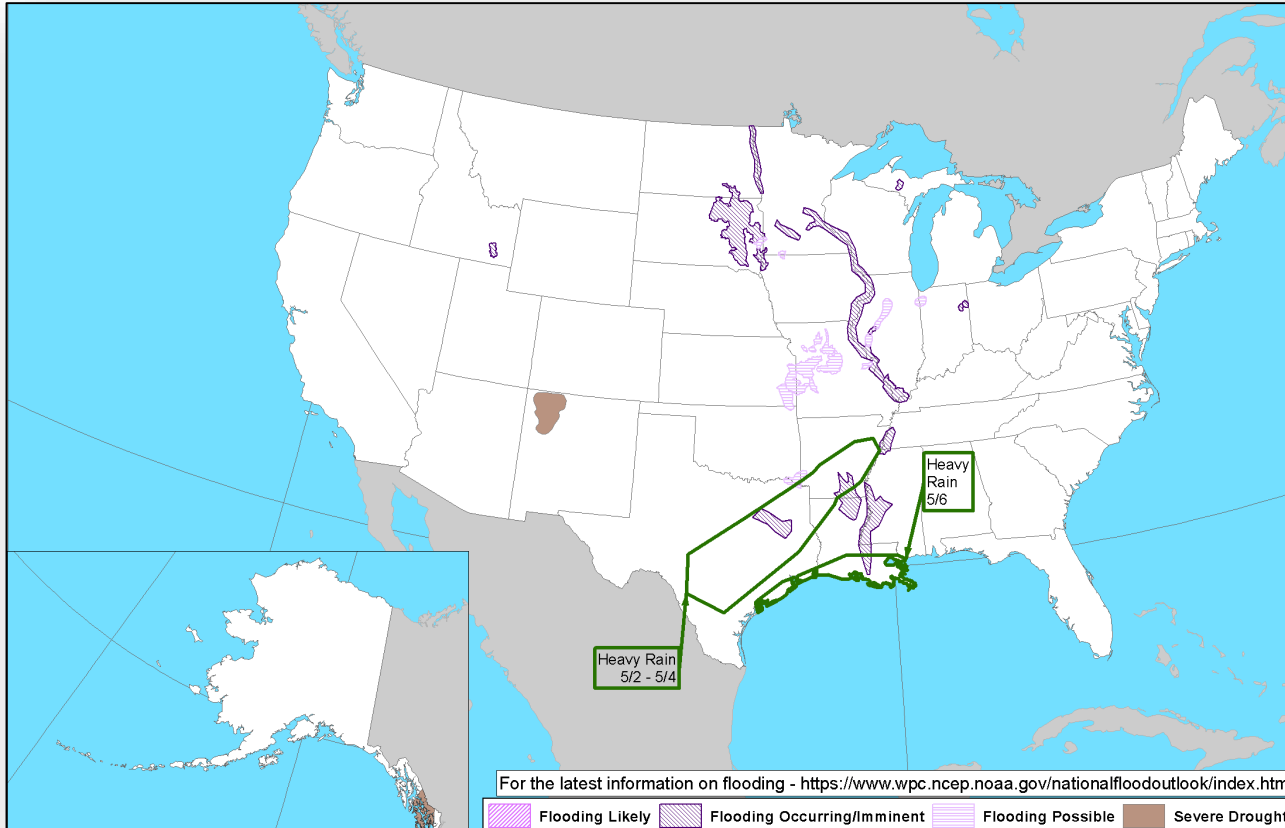


Thu

Hazards Outlook – May 2-6



FEMA



Joint Preliminary Damage Assessments



FEMA

Region	State / Location	Event	IA/PA	Number of Counties		Start – End
				Requested	Complete	
I	VT	Flooding April 15, 2019	IA	0	0	N/A
			PA	7	1	4/24 – TBD
VI	TX	Severe Storms and Tornadoes April 13 – 15, 2019	IA	5	4	4/19 – TBD
			PA	0	0	N/A
	TX	Severe Storms April 24, 2019	IA	1	0	4/27 – TBD
			PA	0	0	N/A
VII	MO	Severe Storms and Flooding March 11, 2019 and continuing	IA	5	2	4/10 – TBD
			PA	14	14	4/10 – 4/18
	OTN*	Severe Storms and Flooding March 13, 2019 – April 1, 2019	IA	1	0	TBD
			PA	1	1	4/18 – 4/19
	PTN**	Severe Storms and Flooding March 13, 2019 – April 1, 2019	IA	1	0	TBD
			PA	1	1	4/17 – 4/17

*Omaha Tribe of Nebraska

**Ponca Tribe of Nebraska

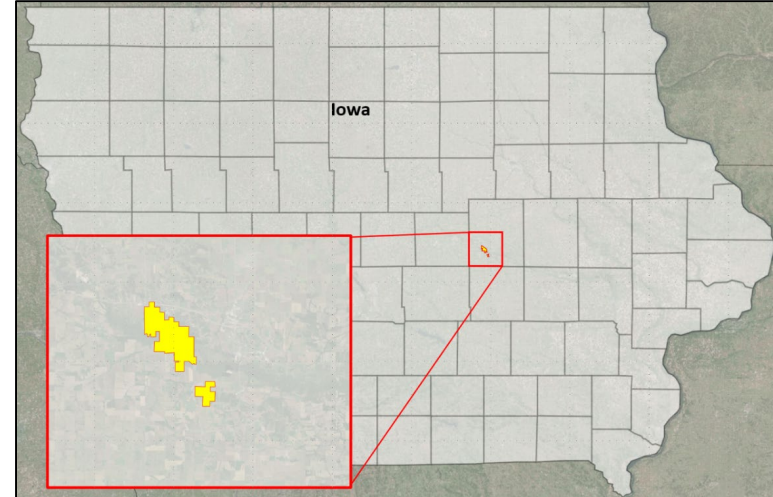
Declaration Approved



FEMA

FEMA-4430-DR-Sac & Fox Tribe of the Mississippi in Iowa

- The President approved a Major Disaster Declaration on April 29, 2019
- For severe storms and flooding that occurred March 13 to April 1, 2019
- Provides:
 - Public Assistance and Hazard Mitigation for the Sac & Fox Tribe of the Mississippi in Iowa
- FCO is Timothy J. Scranton



■ PA

Disaster Requests & Declarations



FEMA

Declaration Requests in Process					Requests APPROVED (since last report)	Requests DENIED (since last report)
6	IA	PA	HM	Date Requested	1	0
U.S. Territory of Guam – DR Super Typhoon Wutip		X	X	March 25, 2019		
Sac & Fox Tribe of the Mississippi in Iowa – DR Severe Storms and Flooding		X	X	April 11, 2019	Declared April 29, 2019	
CA – DR Severe Winter Storms, Flooding, Landslides, and Mudslides		X	X	April 13, 2019		
CA – DR Severe Winter Storms, Flooding, Landslides, and Mudslides		X	X	April 13, 2019		
OR – DR Severe Winter Storms, Flooding, Landslides, and Mudslides		X	X	April 16, 2019		
Federated States of Micronesia – Super Typhoon Wutip <i>*Request made pursuant to the Compacts of Free Association, not under Stafford Act</i>				April 17, 2019		
MO – DR Severe Storms, Straight-line Winds, and Flooding	X	X	X	April 24, 2019		

Readiness – Deployable Teams and Assets



FEMA

National and Regional Resources		Cadres with 25% or Less Availability	
IM Workforce	Strength: ▲ 13,232	EA 25% (132/522); EHP 12% (55/478); ER 14% (8/59); FL 16% (25/153); HM 19% (214/1,123); LOG 22% (293/1,336); OPS 19% (50/265); PA-NEW 7% (172/2,379); PLAN 19% (73/393); SAF 13% (7/55); SEC 4% (5/123)	
	Available: ▲ 3,735 / 28%		
	Other: 3,543		
	Deployed: ▼ 5,954		
N-IMAT	East: Deployed		
	West: Available		
	Crisis: Available		
Regional IMAT (4-6 Teams)	Assigned: 13		
	Available: 6		
	PMC / NMC: 2		
	Deployed: 5		
N-ISB Teams (3 Teams)	Team A: Available		
	Team B: Available		
	Team C: Available		
US&R (>66%)	Assigned: 28		
	Available: 28		
	PMC / NMC: 0		
	Deployed: 0		
MERS (>66%)	Assigned: 36		
	Available: 36		
	PMC / NMC: 0		
	Deployed: 0		
FCO (≤1 Type I)	Assigned: 29		
	Available: 2		
	PMC / NMC: 0		
	Deployed: 27		
FDRC (=2)	Assigned: 12		
	Available: 2 (-1)		
	PMC / NMC: 0		
	Deployed: 10 (+1)		

4418-DR-WA
FCO: Willie G. Nunn
JFO: Camp Murray, WA

4386-DR-IA
4392-DR-IA
4421-DR-IA
4430-DR-The Sac & Fox Tribe of the Mississippi of Iowa
FCO: Timothy J. Scranton
JFO: Windsor Heights, IA

4383-DR-WI
4390-DR-MN
4402-DR-WI
4414-DR-MN
4424-DR-OH
FCO: Steven W. Johnson
JFO: Madison, WI

4428-DR-KY
FCO: Allan Jarvis
JFO: TBD

4397-DR-NY
FCO: Seamus K. Leary
JFO: Albany, NY

Exercise Water/Power
MERS (FT. DEVENS)

Field Office Staging Area ★
JFOs: 18 / VJFOs: 3
DRs: 55
EMs: 0

Deployed Teams

4354-DR-ME (Closing Apr 30)
4355-DR-NH (Closing Apr 30)
4367-DR-NH
4370-DR-NH
4371-DR-NH
4372-DR-MA
4379-DR-MA
4380-DR-VT (Closing Apr 30)
4385-DR-CT
4410-DR-CT
FCO: James N. Russo
JFO: Milford, MA

4408-DR-PA
FCO: Steven S. Ward
JFO: Harrisburg, PA

4401-DR-VA
4411-DR-VA
FCO: Dolph A. Diemont
JFO: Glen Allen, VA

4393-DR-NC
4412-DR-NC
FCO: Nancy Casper
JFO: Durham, NC

4394-DR-SC
FCO: Elizabeth Turner
JFO: Florence, SC

4415-DR-MS
4429-DR-MS
FCO: Lai Sun Yee
VJFO: Atlanta, GA

4335-DR-USVI
4340-DR-USVI
4336-DR-PR
4339-DR-PR
FCO: Justo "Tito" Hernandez
JFO: Guaynabo, PR (CAD)
JFO: St. Croix, USVI

4413-DR-AK
FCO: Timothy Manner
JFO: Anchorage, AK (AFO)
RX IMAT

4382-DR-CA
4407-DR-CA
FCO: David G. Samaniego
JFO: Sacramento, CA
RIX IMAT-1

4409-DR-TON
4422-DR-LUBLI
4423-DR-CBI
4425-DR-SBLI
FCO: Mark Wingate
VJFO: Oakland, CA

4396-DR-CNMI
4404-DR-CNMI
FCO: B. Bern Ruiz
JFO: Saipan, MP
CNMI

4387-DR-NE
4420-DR-NE
FCO: C. Johnson-Cage
4403-DR-KS
4417-DR-KS
FCO: Heather R. Smith
JFO: Lincoln, NE
RVII IMAT

4416-DR-TX
FCO: Jerry S. Thomas
VJFO: Austin, TX (TRO)
RVI IMAT-2

4427-DR-TN
FCO: Manny J. Toro
JFO: TBD
RIV IMAT-2 (TN EOC)

Severe Weather
RIV LNO (MS EOC)

HQ Hurricane Exercise Neon
MERS
N-IMAT East
RIV IMAT-1
RII IMAT (AL EOC)

4406-DR-AL
4419-DR-AL
4426-DR-AL
FCO: Gerald M. Stolar
JFO: Montgomery, AL

4337-DR-FL
4399-DR-FL
FCO: Thomas J. McCool
JFO: Tallahassee, FL

4400-DR-GA
FCO: Manny J. Toro
JFO: Warner Robins, GA

As of 3:00 a.m. EDT April 30, 2019 Created by: FEMA NWC

FEMA Readiness – Activation Teams



FEMA

Status		Activated Team	Activation Level	Activation Times	Reason / Comments
NWC (5 Teams)	Steady State				
NRCC (2 Teams)	Activated	NRCS	ROC	Day shift	DHS Support Primary – Blue Team
HLT	Available			Scheduled to activate June 1	Atlantic Hurricane Season
RWC/MOCs (10 Regions)	Available				
RRCCs (10 Regions)	Available				

Backup Regions: VIII, VI, & I

Eastern Pacific Hurricane Season starts May 15
Atlantic and Central Pacific Hurricane Season starts June 1; in 31 days

Public Assistance Grant Program

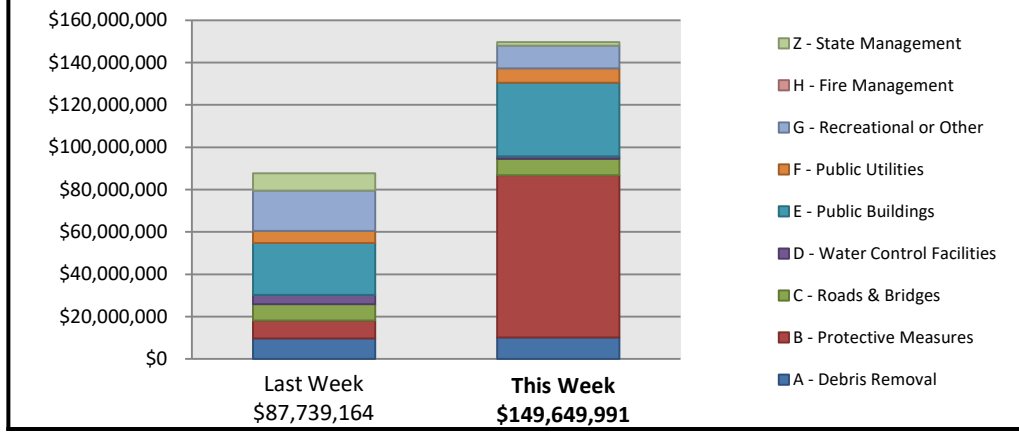


FEMA

PA Project Worksheets Obligated in past week, as of 04/29/19 at 1500 EDT

PA Category	Emergency Work		Permanent Work					H - Fire Management	Z - State Management	Total
	A - Debris Removal	B - Protective Measures	C - Roads & Bridges	D - Water Control Facilities	E - Public Buildings	F - Public Utilities	G - Recreational or Other			
Number Of PWs Obligated	69	126	98	8	94	28	55	0	72	550
Federal Share Obligated	\$10,114,396	\$76,692,167	\$7,663,417	\$1,230,312	\$34,817,939	\$6,809,247	\$10,672,320	\$0	\$1,650,193.82	\$149,649,991

Public Assistance Obligated per Category In the Past 2 Weeks – 4/15/2019 through 4/29/2019



This weeks PA Highlights

- In 4399 - FL
 - \$50 Million obligated for Category B – Protective Measures
- In 4175 - MS
 - \$9.7 Million obligated for Category E – Public Buildings
- In 4085 - NY
 - \$8 Million obligated for Category E – Public Buildings

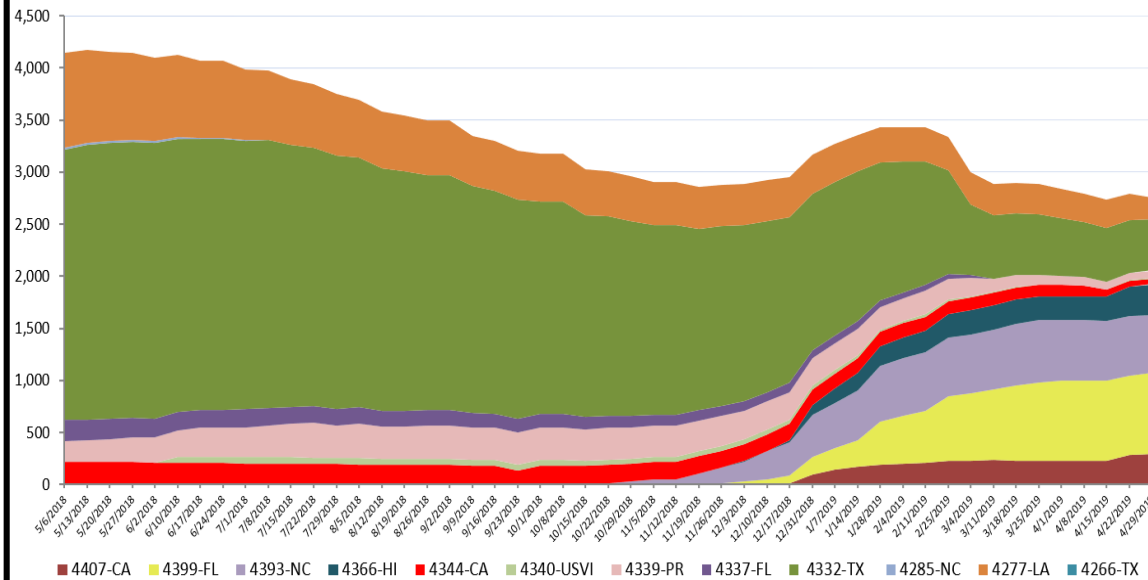
Direct Housing



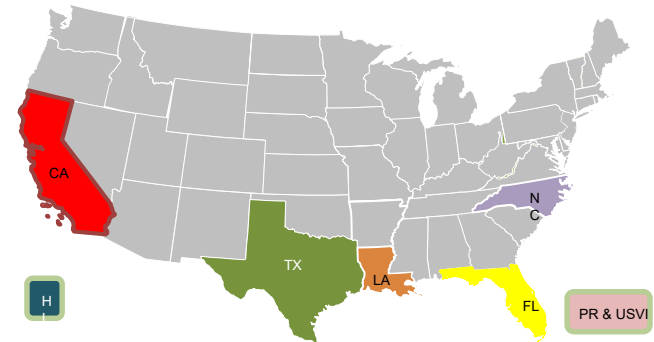
FEMA

Total Households in FEMA Direct Housing per State

Past Year per Week, 5/06/2018 – 4/29/2019, There are currently **2,466** Households Occupying **2,466** Temporary Units



DR	IA Declaration Date	Program End Date	Current # of Households in Direct Housing (Weekly Change)
4407-CA	11/12/2018	5/12/2020	297 (+9)
4399-FL	10/11/2018	4/11/2020	775 (+14)
4393-NC	9/14/2018	3/14/2020	554 (-10)
4366-HI	5/11/2018	11/11/2019	6 (0)
4344-CA	10/10/2017	7/10/2019	56 (-1)
4340-USVI	9/20/2017	9/7/2019	3 (0)
4339-PR	9/20/2017	9/20/2019	73 (-1)
4332-TX	8/25/2017	8/25/2019	491 (-14)
4277-LA	8/14/2016	4/30/2019	211 (-43)



States with Currently Occupied Units

NPSC Call Activity



FEMA

NPSC Call Activity in the Past Week		
4/21/2019 through 4/27/2019		
Call Type	Projected Calls	Actual Calls
Registration Intake:	796	882
Helpline:	7,896	8,074
Combined:	8,692	8,956

NPSC Call Forecasting and Actual Calls Over the Past 4 Weeks

3/31/2019 through 4/27/2019



FEMA

Individual Assistance Activity

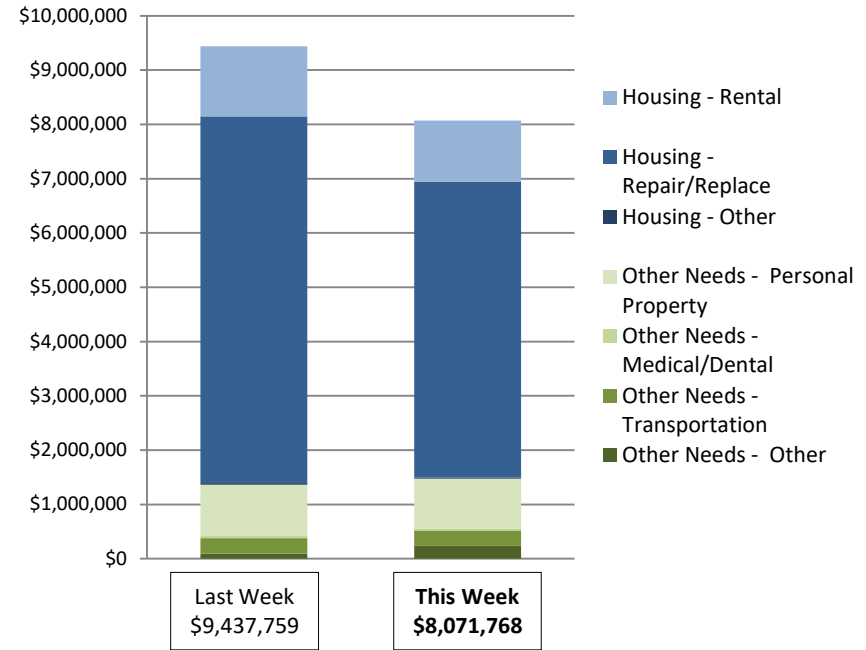


FEMA

Individuals and Households Program Activity As Of: 4/29/2019

		In Past 7 Days		Cumulative	
		Applicants Approved	Amount Approved	Applicants Approved	Amount Approved
Open Registration Period	4413-AK Declared 01-31-2019 End Of Reg Period 05-31-2019				
	Housing Assistance	161	\$949,304.26	3,205	\$11,080,463.41
	Other Needs Assistance	35	\$9,986.79	597	\$232,283.51
	Total IHP		\$959,291.05		\$11,312,746.92
	Average IHP				\$3,233
	Total Max Grants				0
	4419-AL Declared 03-05-2019 End Of Reg Period 05-06-2019				
	Housing Assistance	0	\$0.00	112	\$915,841.30
	Other Needs Assistance	1	\$10,461.04	59	\$217,664.87
	Total IHP		\$10,461.04		\$1,133,506.17
	Average IHP				\$8,856
	Total Max Grants				0
	4420-NE Declared 03-21-2019 End Of Reg Period 05-20-2019				
	Housing Assistance	218	\$1,047,185.29	2,637	\$18,284,726.65
	Other Needs Assistance	89	\$248,103.33	760	\$2,208,937.79
	Total IHP		\$1,295,288.62		\$20,493,664.44
Average IHP				\$7,458	
Total Max Grants				0	
4421-IA Declared 03-23-2019 End Of Reg Period 05-22-2019					
Housing Assistance	190	\$3,047,314.85	880	\$8,750,892.56	
Other Needs Assistance	307	\$467,224.52	446	\$988,626.66	
Total IHP		\$3,514,539.37		\$9,739,519.22	
Average IHP				\$8,566	
Total Max Grants				0	
Other IHP Active	16 Declarations IHP Programmatically Open - Closed Registration *				
Housing Assistance	485	\$1,549,629.54			
Other Needs Assistance	354	\$742,558.33			
Total IHP		\$2,292,187			
Total IHP Approved in Past Week				\$8,071,767	

IHP Approved per Category in the Past 2 Weeks – 4/15/2019 through 4/29/2019





FEMA

FEMA's mission is helping people before, during, and after disasters.

Click [here](#) to subscribe to this briefing.