

The Disaster Center is dedicated to the idea that disaster mitigation is cost effective and individuals pursuing their own interest are the greatest potential force for disaster reduction.

Please consider making a small donation to the Disaster Center



When disaster mitigation is cost effective, we are on the road to bringing disasters to an end.



FEMA

Daily Operations Briefing

Friday, April 26, 2019

8:30 a.m. EDT

Significant Activity – April 25-26



FEMA

Significant Events: None

Tropical Activity: No activity affecting U.S. interests

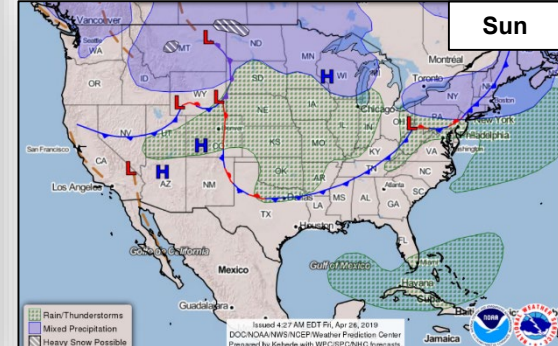
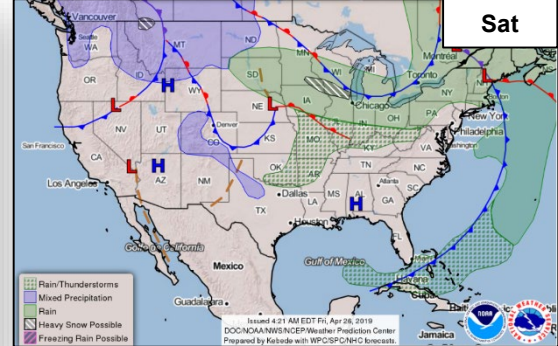
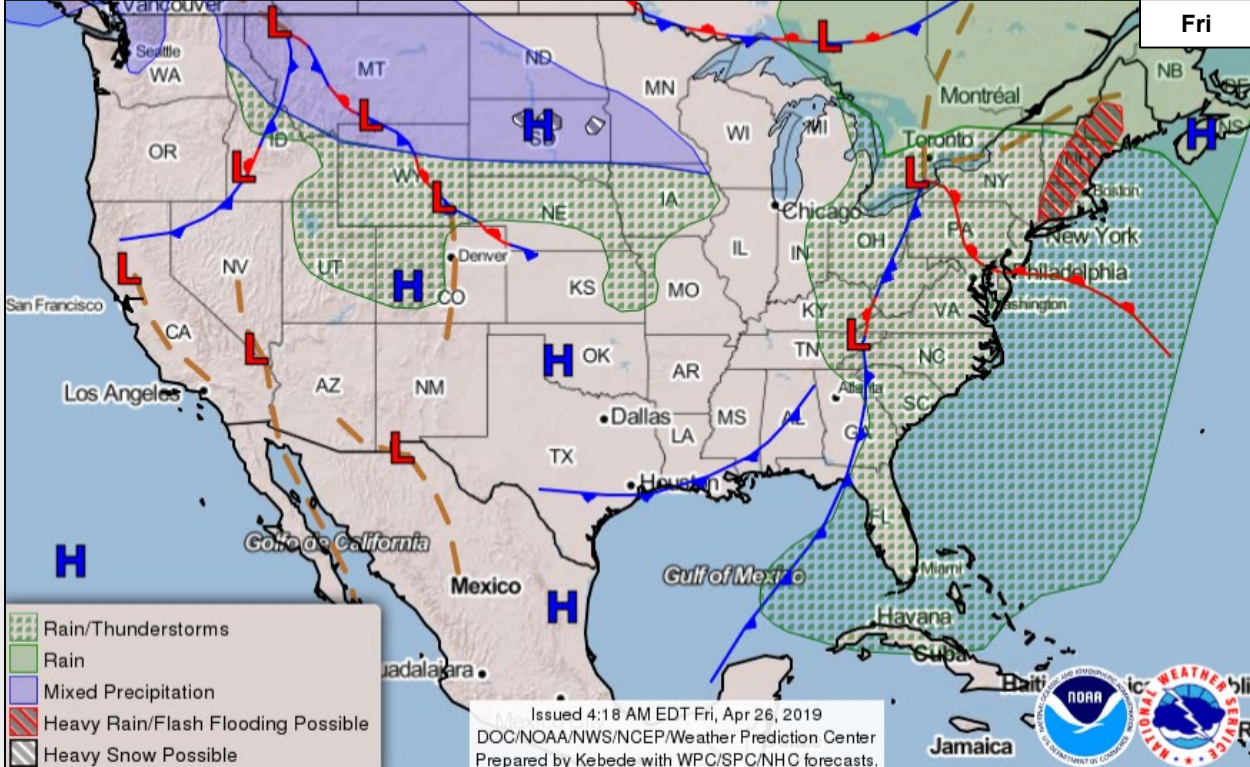
- Eastern Pacific Hurricane Season starts May 15
- Atlantic and Central Pacific Hurricane Season starts June 1

Significant Weather:

- Severe thunderstorms with damaging winds and a few tornadoes possible – Mid-Atlantic
- Heavy rain and flash flooding possible – Northeast
- Elevated fire weather – AZ, NM, UT and CO

Declaration Activity: None

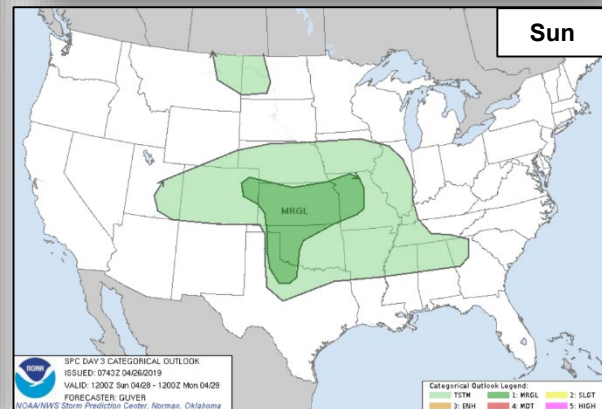
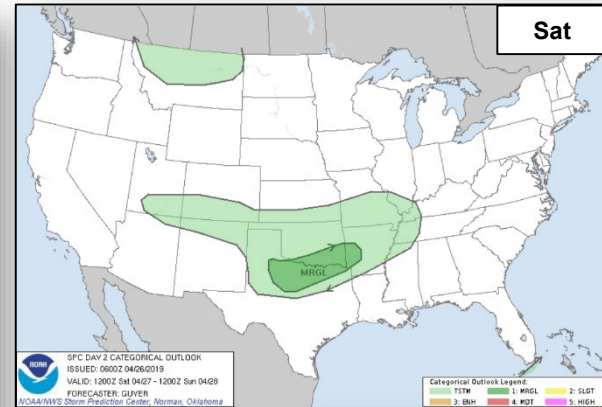
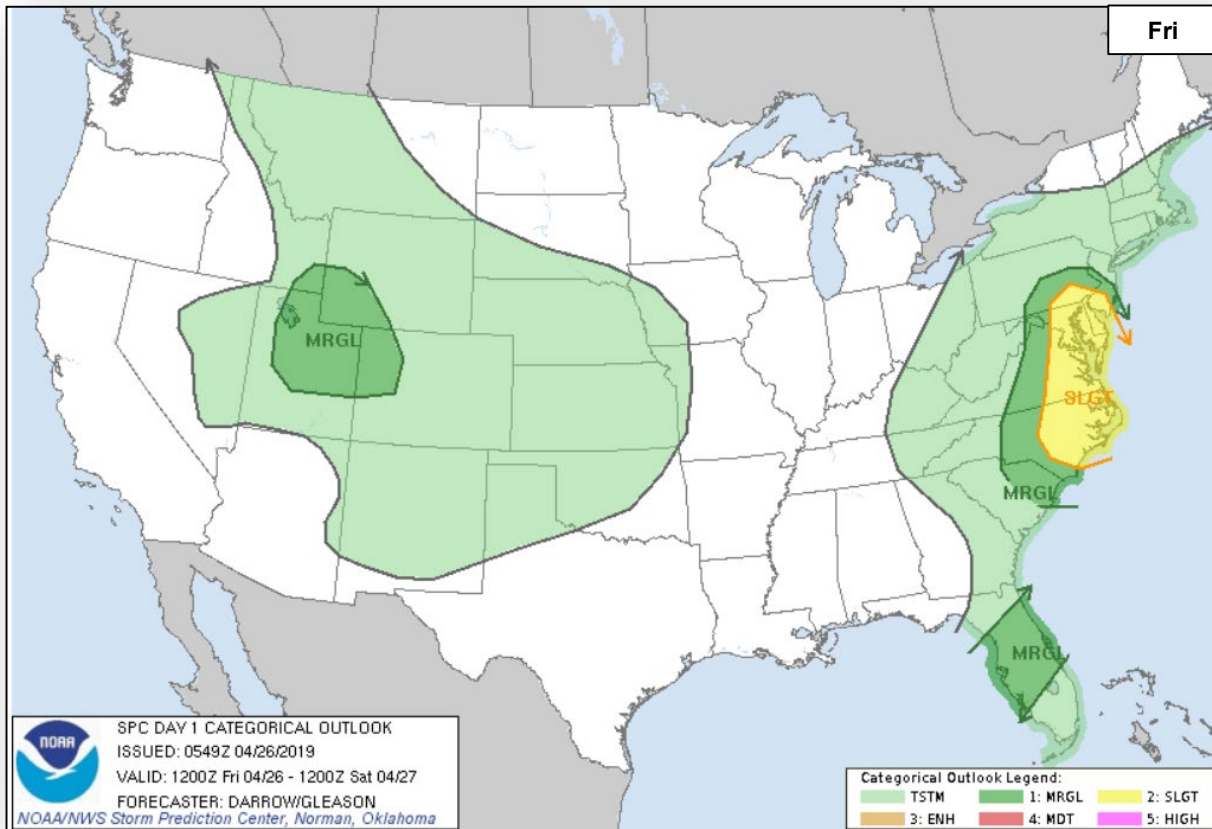
National Weather Forecast



Severe Weather Outlook



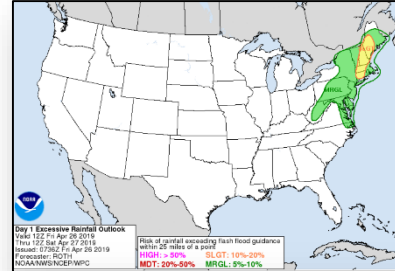
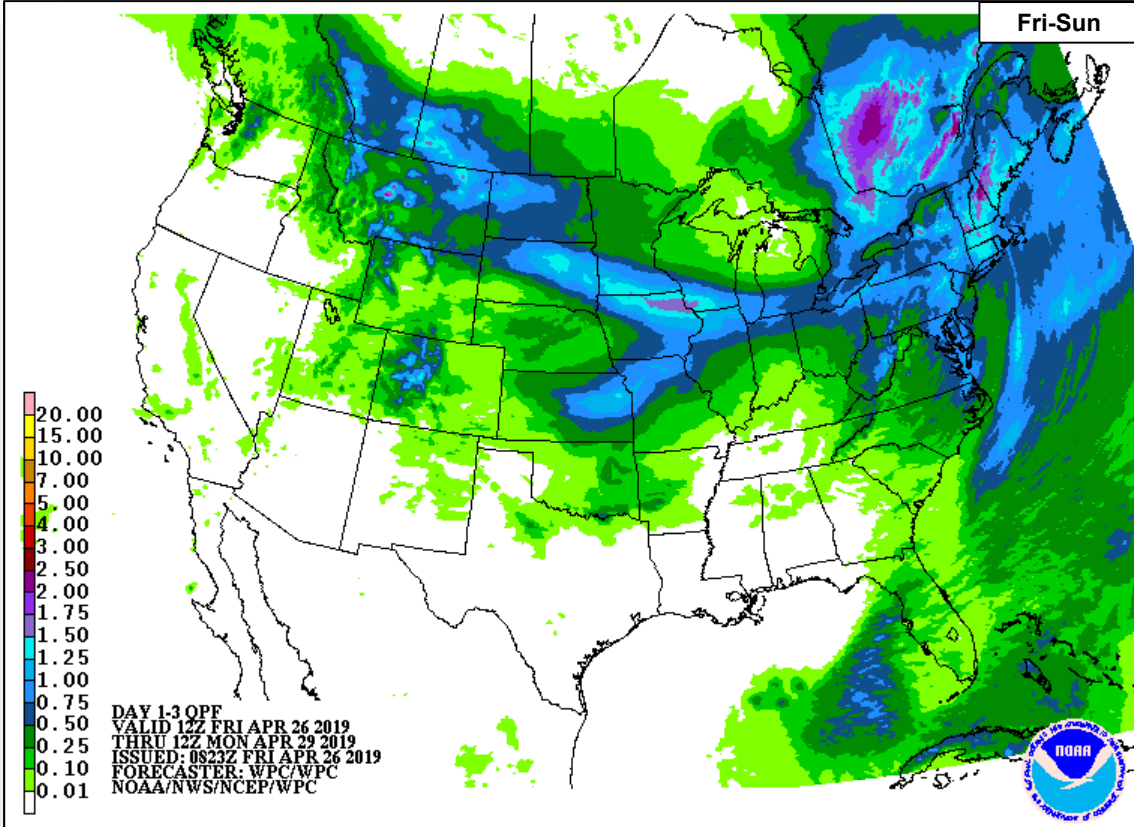
FEMA



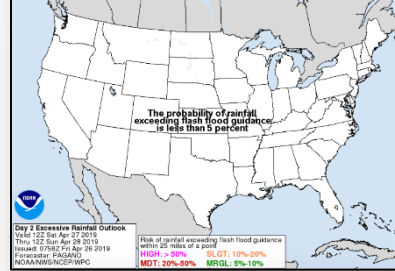
Precipitation Forecast



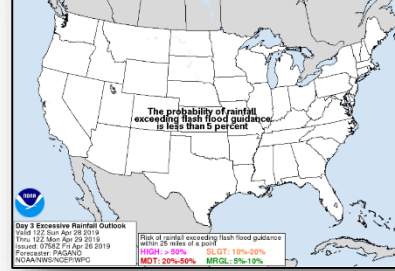
FEMA



Fri



Sat

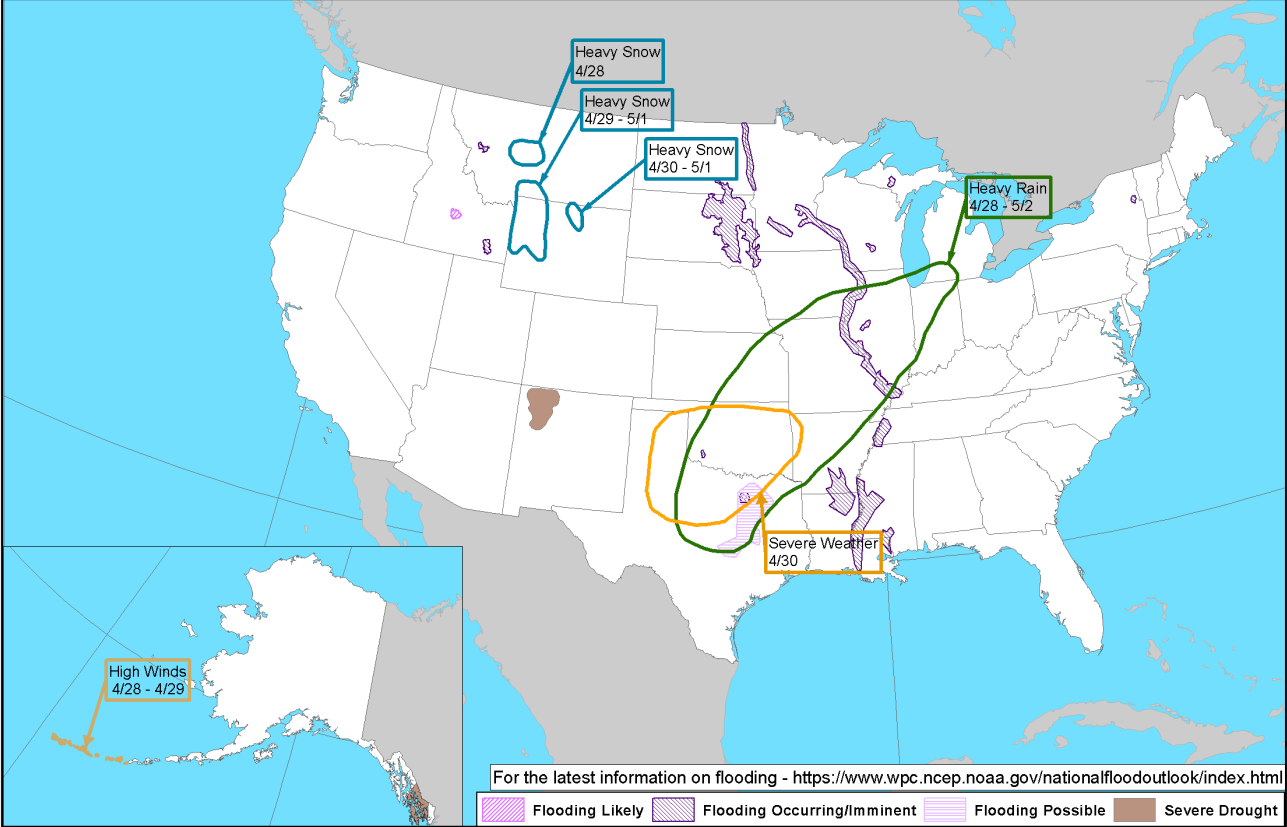


Sun

Hazards Outlook – April 28 – May 2



FEMA



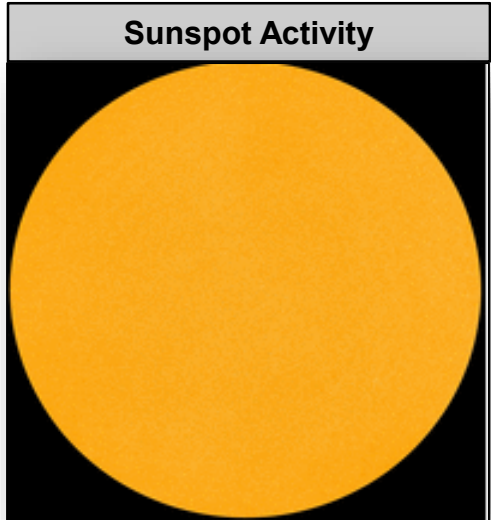

Space Weather



FEMA

	Space Weather Activity	Geomagnetic Storms	Solar Radiation	Radio Blackouts
Past 24 Hours	None	None	None	None
Next 24 Hours	None	None	None	None

For further information on NOAA Space Weather Scales refer to: <http://www.swpc.noaa.gov/noaa-scales-explanation>



Joint Preliminary Damage Assessments



FEMA

Region	State / Location	Event	IA/PA	Number of Counties		Start – End
				Requested	Complete	
I	VT	Flooding April 15, 2019	IA	0	0	N/A
			PA	7	0	TBD
VI	TX	Severe Storms and Tornadoes April 13 – 15, 2019	IA	7	2	4/19 – TBD
			PA	0	0	N/A
VII	MO	Severe Storms and Flooding March 11, 2019 and continuing	IA	5	2	4/10 – TBD
			PA	14	14	4/10 – 4/18
	OTN*	Severe Storms and Flooding March 13, 2019 – April 1, 2019	IA	1	0	TBD
			PA	1	1	4/18 – 4/19
	PTN**	Severe Storms and Flooding March 13, 2019 – April 1, 2019	IA	1	0	TBD
			PA	1	1	4/17 – 4/17
VIII	MT	Spring Storm and Flooding March 20 – April 10, 2019	IA	0	0	N/A
			PA	8	5 (+3)	4/22 – TBD

*Omaha Tribe of Nebraska

**Ponca Tribe of Nebraska

Disaster Requests & Declarations



FEMA

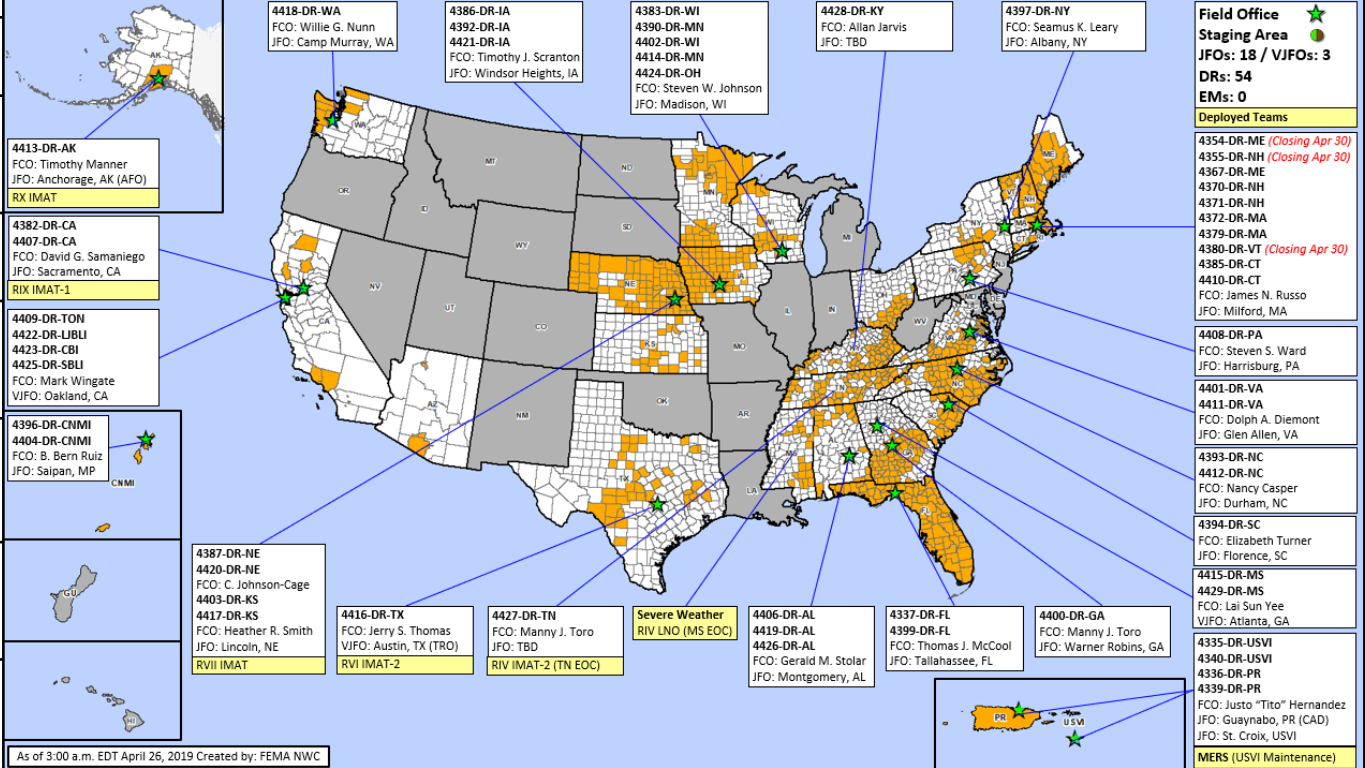
Declaration Requests in Process					Requests APPROVED (since last report)	Requests DENIED (since last report)
7	IA	PA	HM	Date Requested	0	0
U.S. Territory of Guam – DR Super Typhoon Wutip		X	X	March 25, 2019		
Sac & Fox Tribe of the Mississippi in Iowa – DR Severe Storms and Flooding		X	X	April 11, 2019		
CA – DR Severe Winter Storms, Flooding, Landslides, and Mudslides		X	X	April 13, 2019		
CA – DR Severe Winter Storms, Flooding, Landslides, and Mudslides		X	X	April 13, 2019		
OR – DR Severe Winter Storms, Flooding, Landslides, and Mudslides		X	X	April 16, 2019		
Federated States of Micronesia – Super Typhoon Wutip <i>*Request made pursuant to the Compacts of Free Association, not under Stafford Act</i>				April 17, 2019		
MO – DR Severe Storms, Straight-line Winds, and Flooding	X	X	X	April 24, 2019		

Readiness – Deployable Teams and Assets



National and Regional Resources	
IM Workforce	Strength: ▲ 13,153
	Available: ▲ 3,634 / 28%
	Other: 3,533
	Deployed: ▼ 5,986
N-IMAT	East: Available
	West: Available
	Crisis: Available
Regional IMAT (4-6 Teams)	Assigned: 13
	Available: 5 (-1)
	PMC / NMC: 2
	Deployed: 6 (+1)
N-ISB Teams (3 Teams)	Team A: Available
	Team B: Available
	Team C: Available
US&R (>66%)	Assigned: 28
	Available: 28
	PMC / NMC: 0
	Deployed: 0
MERS (>66%)	Assigned: 36
	Available: 35
	PMC / NMC: 0
	Deployed: 1
FCO (≤1 Type I)	Assigned: 29
	Available: 2 (-1)
	PMC / NMC: 0
	Deployed: 27 (+1)
FDRC (≥3)	Assigned: 12
	Available: 3
	PMC / NMC: 0
	Deployed: 9

Cadres with 25% or Less Availability
 EA 25% (131/529); EHP 10% (48/474); ER 8% (5/59); FL 12% (19/153); HM 19% (211/1116); LOG 21% (280/1335); NDRS 25% (71/279); OPS 18% (48/262); PA-NEW 8% (196/2320); PLAN 18% (70/390); SAF 11% (6/55); SEC 3% (4/123)



FEMA Readiness – Activation Teams



FEMA

Status		Activated Team	Activation Level	Activation Times	Reason / Comments
NWC (5 Teams)	Steady State				
NRCC (2 Teams)	Activated	NRCS	ROC	Day shift	DHS Support Primary – Blue Team
HLT	Available				Scheduled to activate June 1 for Atlantic Hurricane Season
RWC/MOCs (10 Regions)	Available				
RRCCs (10 Regions)	Available				

Backup Regions: VIII, VI, & V

Eastern Pacific Hurricane Season starts May 15
Atlantic and Central Pacific Hurricane Season starts June 1



FEMA

FEMA's mission is helping people before, during, and after disasters.

Click [here](#) to subscribe to this briefing.