

The Disaster Center is dedicated to the idea that disaster mitigation is cost effective and individuals pursuing their own interest are the greatest potential force for disaster reduction.

Please consider making a small donation to the Disaster Center



When disaster mitigation is cost effective, we are on the road to bringing disasters to an end.



FEMA

Daily Operations Briefing

Thursday, April 25, 2019

8:30 a.m. EDT

Significant Activity – April 24-25



FEMA

Significant Events: None

Tropical Activity: No activity affecting U.S. interests

- Eastern Pacific Hurricane Season starts May 15
- Atlantic and Central Pacific Hurricane Season starts June 1

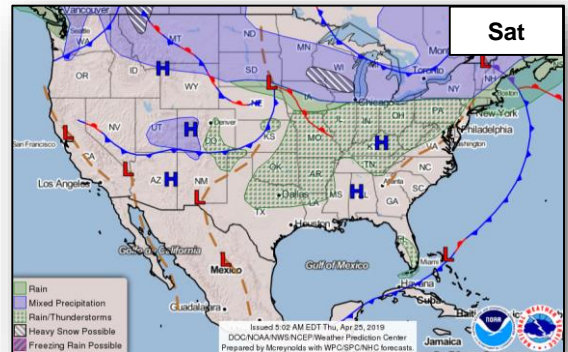
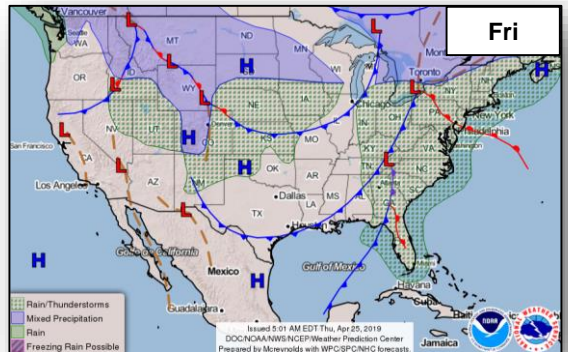
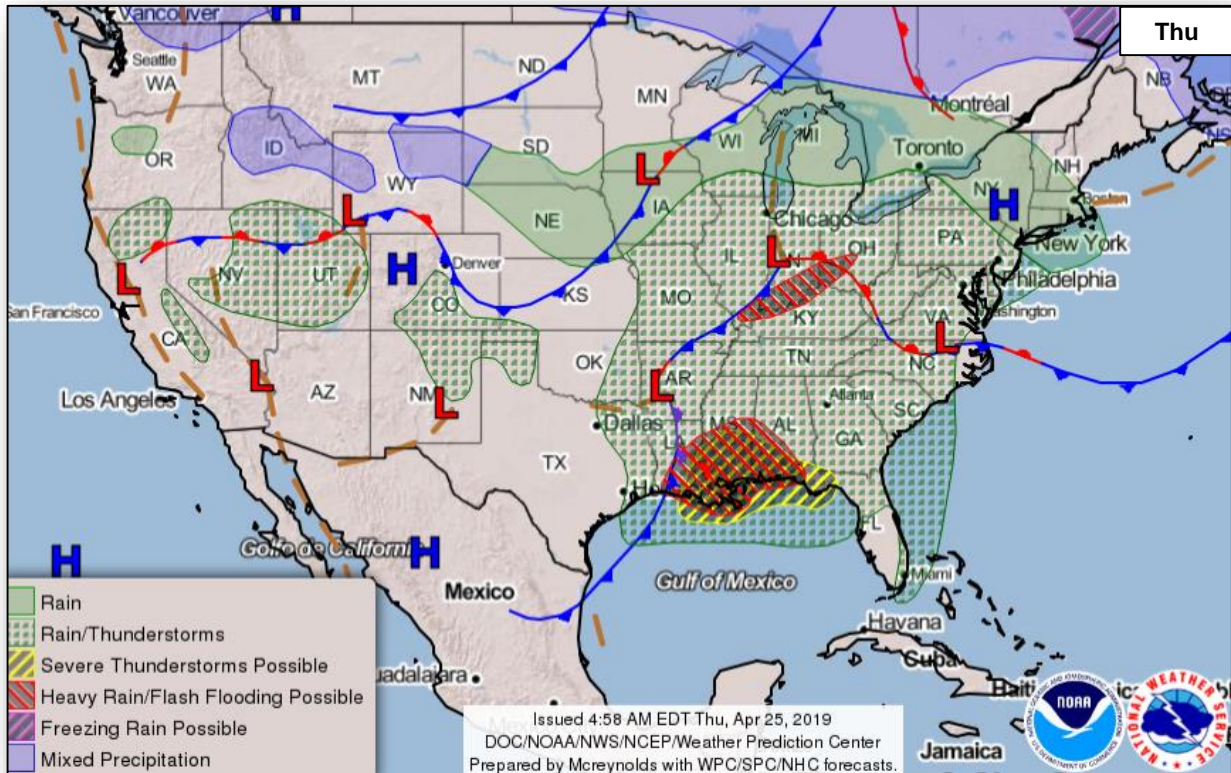
Significant Weather:

- Severe thunderstorms, heavy rain, and flash flooding possible – Lower Mississippi Valley to Tennessee and Ohio Valleys
- Locally heavy rainfall continues to impact river levels – Central Plains and Great Lakes to Northeast
- Critical Fire Weather for northeast MT and ND

Declaration Activity:

- Major Disaster Declaration Request – MO

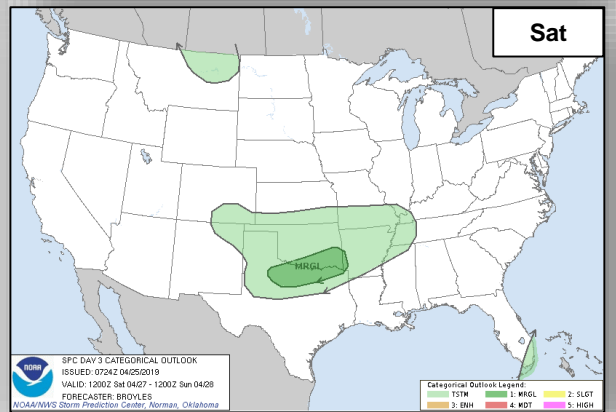
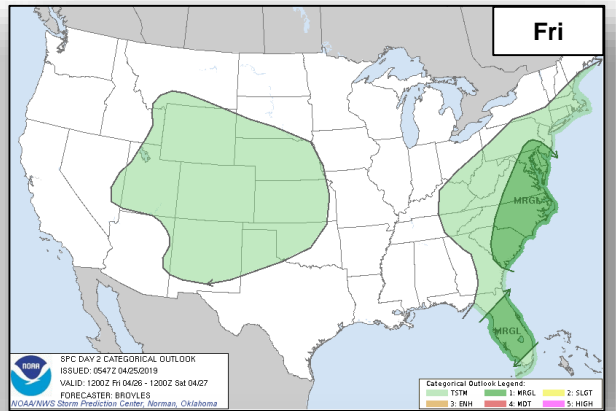
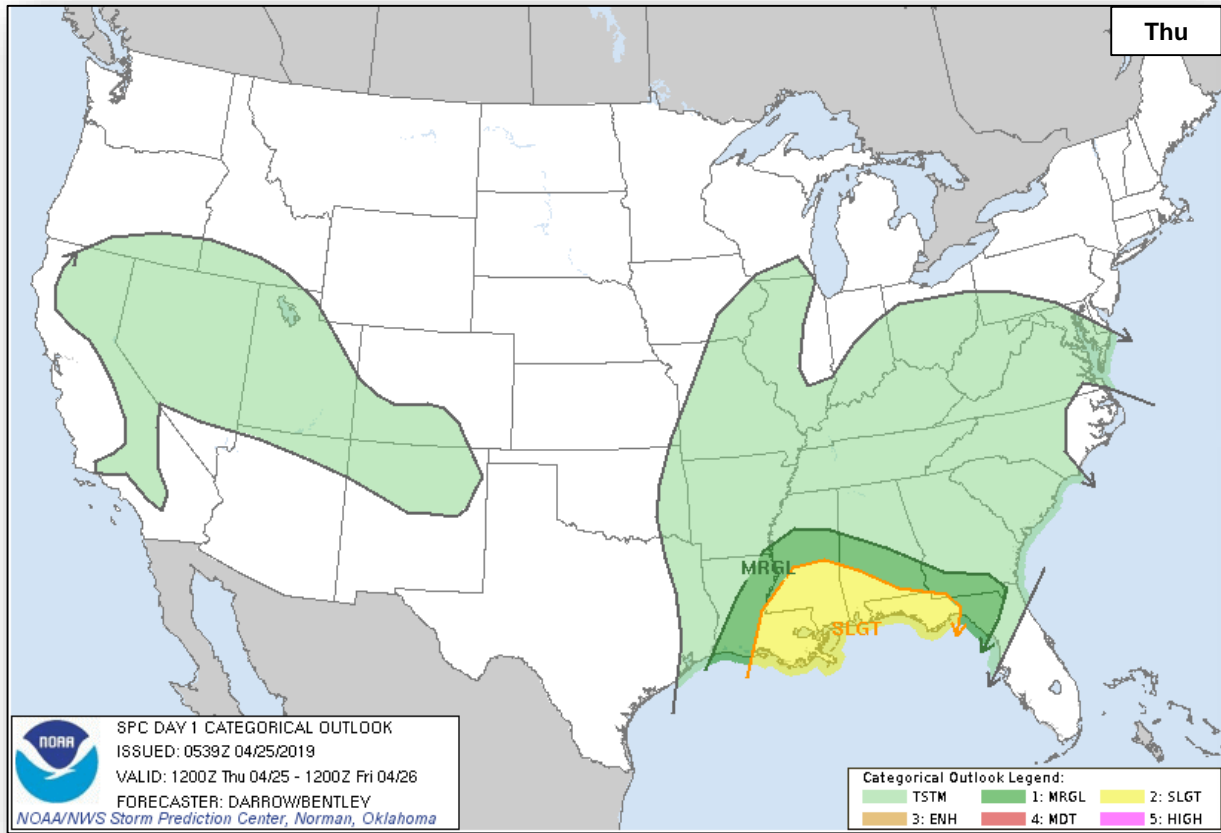
National Weather Forecast



Severe Weather Outlook



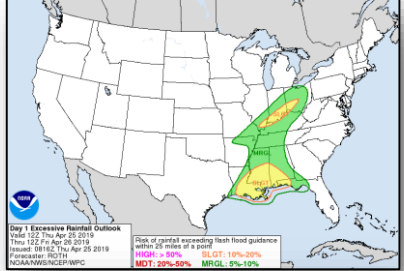
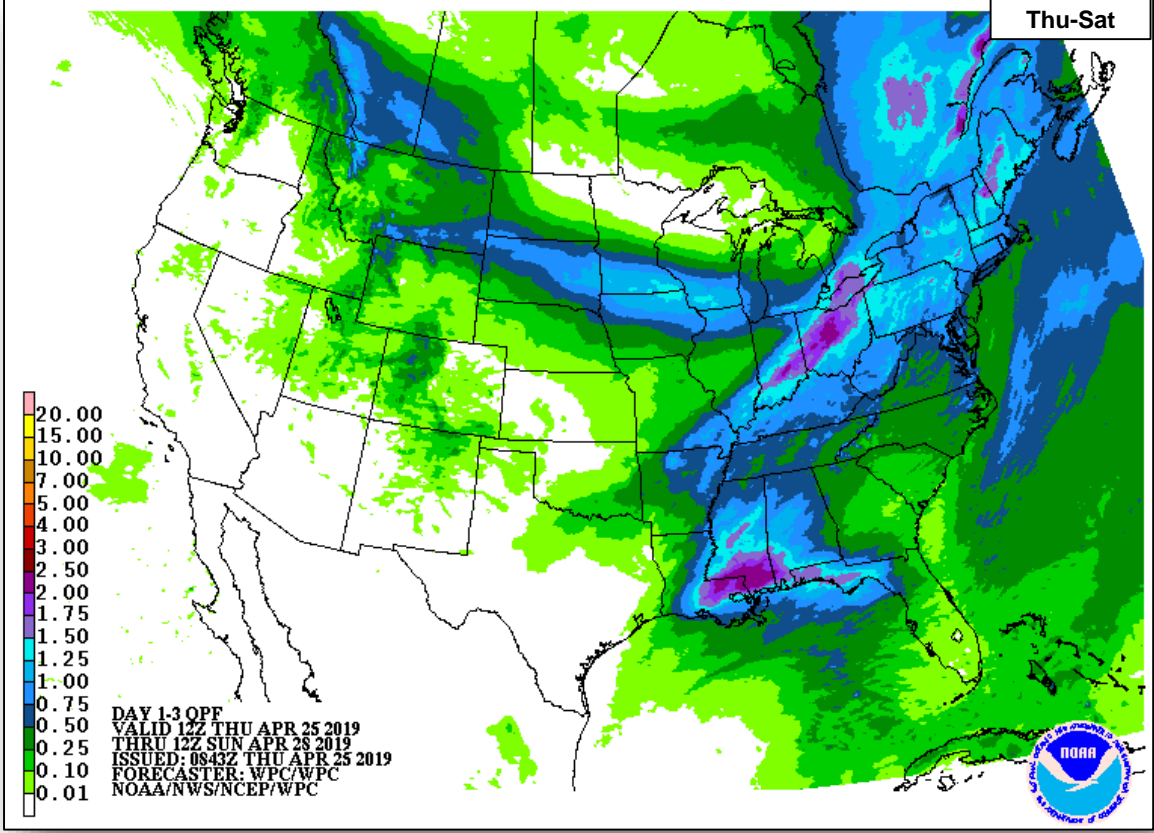
FEMA



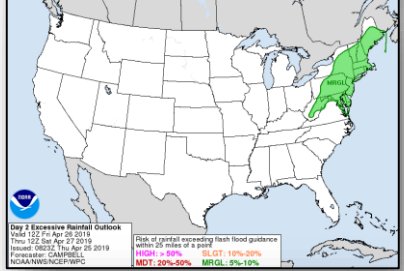
Precipitation Forecast



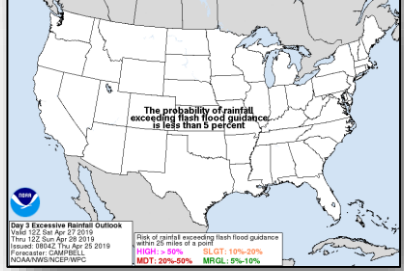
FEMA



Thu



Fri

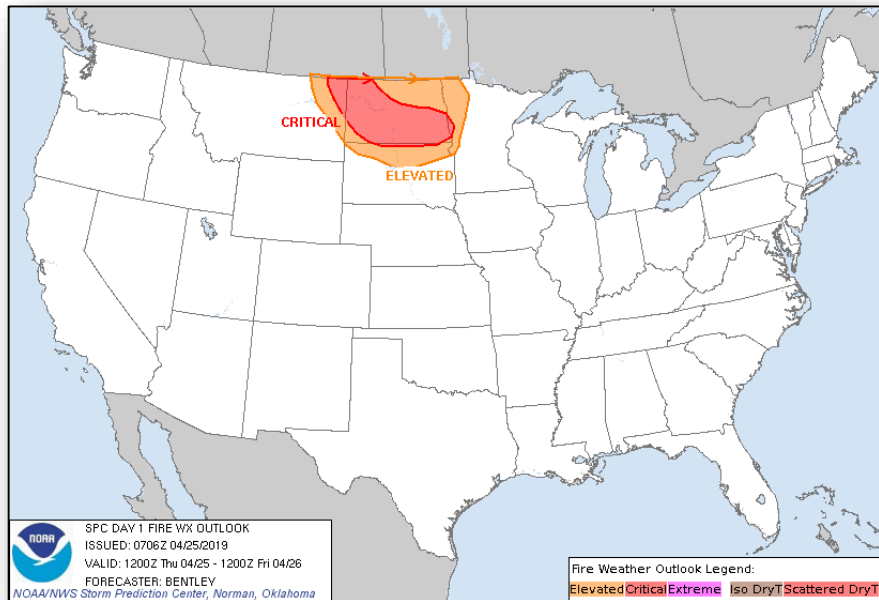


Sat

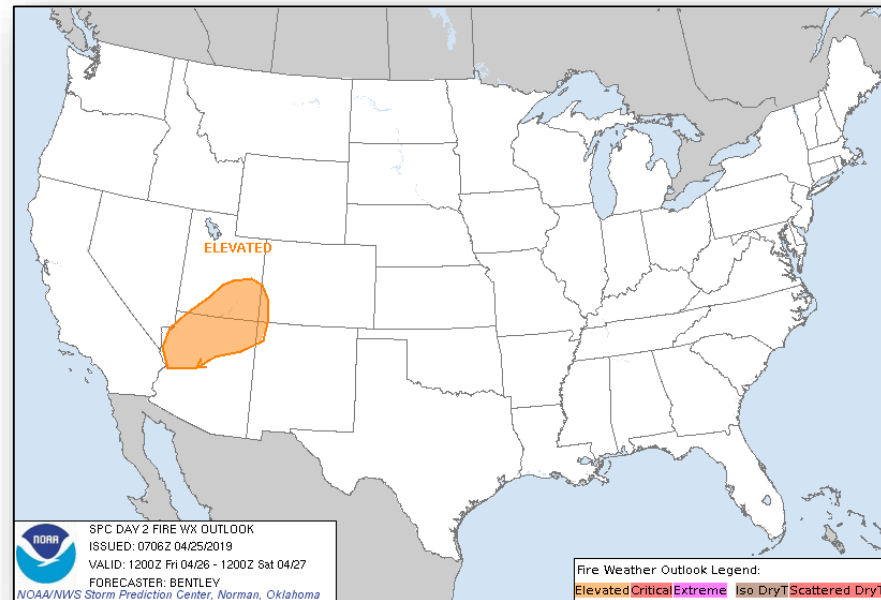
Fire Weather Outlook



FEMA



Thursday

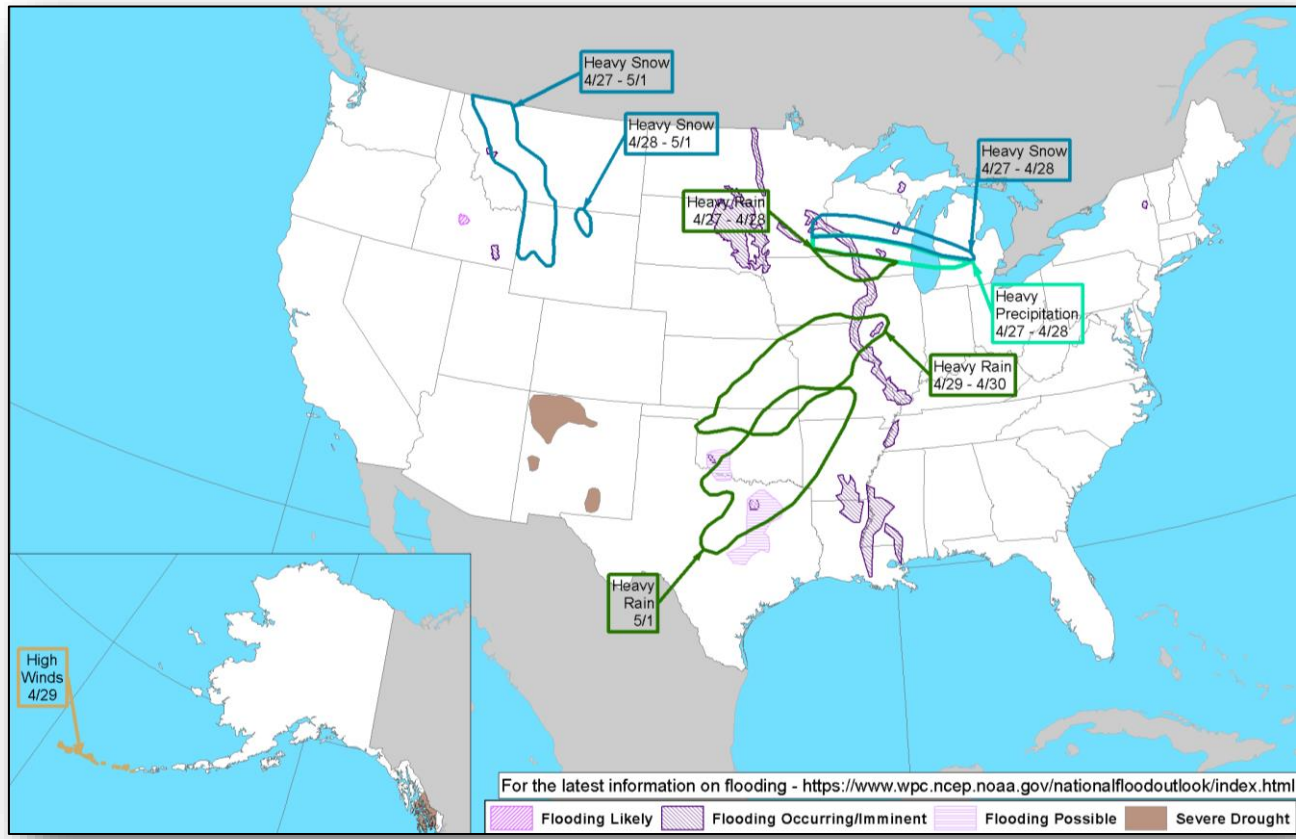


Friday

Hazards Outlook – April 27 – May 1



FEMA





Space Weather



FEMA

	Space Weather Activity	Geomagnetic Storms	Solar Radiation	Radio Blackouts
Past 24 Hours	None	None	None	None
Next 24 Hours	None	None	None	None

For further information on NOAA Space Weather Scales refer to: <http://www.swpc.noaa.gov/noaa-scales-explanation>



Joint Preliminary Damage Assessments



FEMA

Region	State / Location	Event	IA/PA	Number of Counties		Start – End
				Requested	Complete	
I	VT	Flooding April 15, 2019	IA	0	0	N/A
			PA	7	0	TBD
VI	TX	Severe Storms and Tornadoes April 13 – 15, 2019	IA	7 (+2)	2 (+1)	4/19 – TBD
			PA	0	0	N/A
VII	MO	Severe Storms and Flooding March 11, 2019 and continuing	IA	5	2	4/10 – TBD
			PA	14	14	4/10 – 4/18
	OTN*	Severe Storms and Flooding March 13, 2019 – April 1, 2019	IA	1	0	TBD
			PA	1	1	4/18 – 4/19
	PTN**	Severe Storms and Flooding March 13, 2019 – April 1, 2019	IA	1	0	TBD
			PA	1	1	4/17 – 4/17
VIII	MT	Spring Storm and Flooding March 20 – April 10, 2019	IA	0	0	N/A
			PA	8	2 (+1)	4/22 – TBD

*Omaha Tribe of Nebraska

**Ponca Tribe of Nebraska

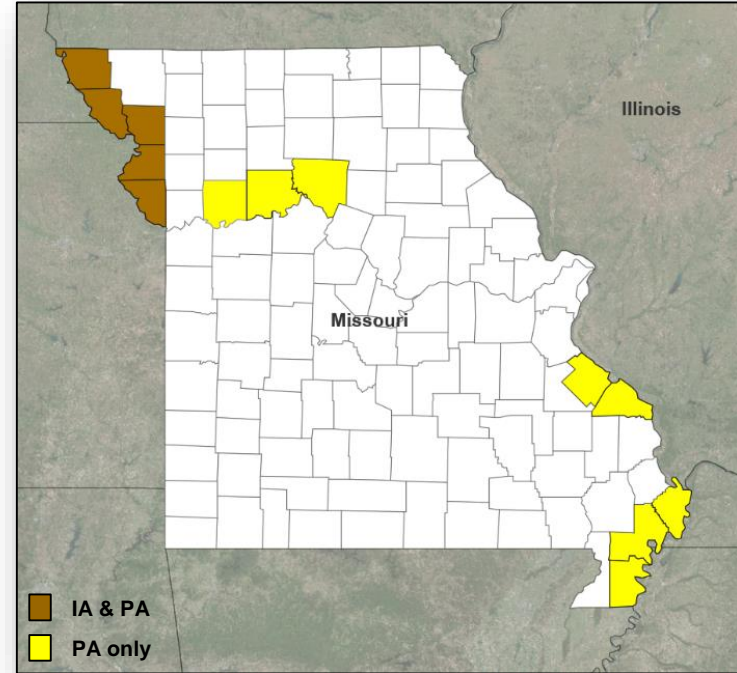
Declaration Request



FEMA

Missouri

- The Governor requested a Major Disaster Declaration on April 24, 2019
- For Severe Storms, Straight-line Winds, and Flooding that occurred March 11 to April 16, 2019
- Requesting:
 - Individual Assistance and Public assistance for 5 counties
 - Public Assistance only for 8 counties
 - Hazard Mitigation statewide



Disaster Requests & Declarations



Declaration Requests in Process					Requests APPROVED (since last report)	Requests DENIED (since last report)
7	IA	PA	HM	Date Requested	0	0
U.S. Territory of Guam – DR Super Typhoon Wutip		X	X	March 25, 2019		
Sac & Fox Tribe of the Mississippi in Iowa – DR Severe Storms and Flooding		X	X	April 11, 2019		
CA – DR Severe Winter Storms, Flooding, Landslides, and Mudslides		X	X	April 13, 2019		
CA – DR Severe Winter Storms, Flooding, Landslides, and Mudslides		X	X	April 13, 2019		
OR – DR Severe Winter Storms, Flooding, Landslides, and Mudslides		X	X	April 16, 2019		
Federated States of Micronesia – Super Typhoon Wutip <i>*Request made pursuant to the Compacts of Free Association, not under Stafford Act</i>				April 17, 2019		
MO – DR Severe Storms, Straight-line Winds, and Flooding	X	X	X	April 24, 2019		

Readiness – Deployable Teams and Assets



National and Regional Resources		Cadres with 25% or Less Availability	
IM Workforce	Strength: ▲ 13,137	EA 24% (128/530); EHP 9% (42/461); ER 12% (7/59); FL 12% (19/153); HM 18% (203/1116); LOG 21% (277/1335); OPS 18% (48/262); PA-NEW 8% (187/2,317); PLAN 18% (70/388); SAF 9% (5/55); SEC 3% (4/123)	
	Available: ▲ 3,595 / 27%		
	Other: 3,554		
	Deployed: ▼ 5,988		
N-IMAT	East: Available		
	West: Available		
	Crisis: Available		
Regional IMAT (4-6 Teams)	Assigned: 13		
	Available: 6		
	PMC / NMC: 2		
	Deployed: 5		
N-ISB Teams (3 Teams)	Team A: Available		
	Team B: Available		
	Team C: Available		
US&R (>66%)	Assigned: 28		
	Available: 28		
	PMC / NMC: 0		
	Deployed: 0		
MERS (>66%)	Assigned: 36		
	Available: 35		
	PMC / NMC: 0		
	Deployed: 1		
FCO (≤1 Type I)	Assigned: 29		
	Available: 3		
	PMC / NMC: 0		
	Deployed: 26		
FDRC (≥3)	Assigned: 12		
	Available: 3		
	PMC / NMC: 0		
	Deployed: 9		

Cadres with 25% or Less Availability

EA 24% (128/530); EHP 9% (42/461); ER 12% (7/59); FL 12% (19/153); HM 18% (203/1116); LOG 21% (277/1335); OPS 18% (48/262); PA-NEW 8% (187/2,317); PLAN 18% (70/388); SAF 9% (5/55); SEC 3% (4/123)

Field Office Staging Area

★ JFOs: 18 / VJFOs: 3

DRs: 54

EMs: 0

Deployed Teams

- 4354-DR-ME (Closing Apr 30)
- 4355-DR-NH (Closing Apr 30)
- 4367-DR-ME
- 4370-DR-NH
- 4371-DR-NH
- 4372-DR-MA
- 4379-DR-MA
- 4380-DR-VT (Closing Apr 30)
- 4385-DR-CT
- 4410-DR-CT
- 4408-DR-PA
- 4401-DR-VA
- 4411-DR-VA
- 4393-DR-NC
- 4412-DR-NC
- 4394-DR-SC
- 4415-DR-MS
- 4429-DR-MS
- 4335-DR-USVI
- 4340-DR-USVI
- 4336-DR-PR
- 4339-DR-PR

MERS (USVI Maintenance)

As of 8:00 a.m. EDT April 24, 2019 Created by: FEMA NWC

FEMA Readiness – Activation Teams



FEMA

Status		Activated Team	Activation Level	Activation Times	Reason / Comments
NWC (5 Teams)	Steady State				
NRCC (2 Teams)	Activated	NRCS	ROC	Day shift	DHS Support Primary – Blue Team
HLT	Available				Scheduled to activate June 1 for Atlantic Hurricane Season
RWC/MOCs (10 Regions)	Available				
RRCCs (10 Regions)	Available				

Backup Regions: VIII, VI, & V

Eastern Pacific Hurricane Season starts May 15
Atlantic and Central Pacific Hurricane Season starts June 1



FEMA

FEMA's mission is helping people before, during, and after disasters.

Click [here](#) to subscribe to this briefing.