

The Disaster Center is dedicated to the idea that disaster mitigation is cost effective and individuals pursuing their own interest are the greatest potential force for disaster reduction.

Please consider making a small donation to the Disaster Center



When disaster mitigation is cost effective, we are on the road to bringing disasters to an end.



# **FEMA**

## **Daily Operations Briefing**

**Sunday, April 21, 2019**

**8:30 a.m. EDT**

# Significant Activity – April 20-21



FEMA

**Significant Events:** None

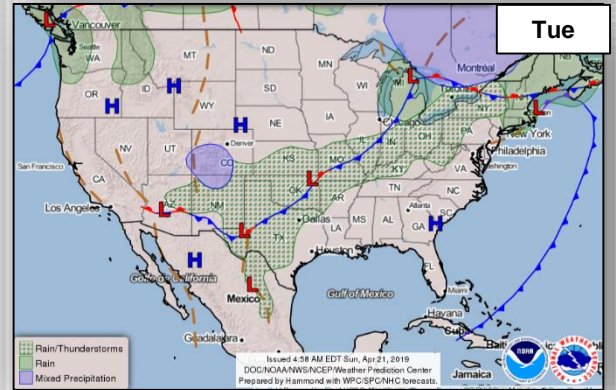
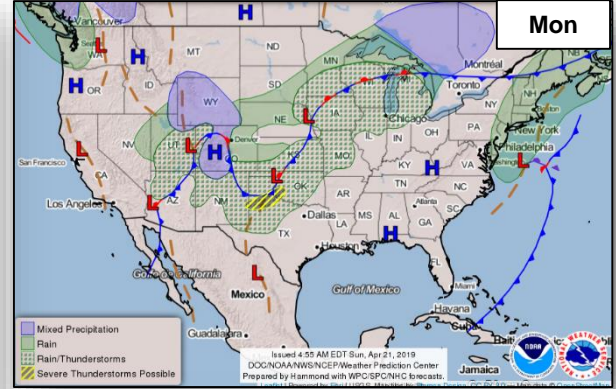
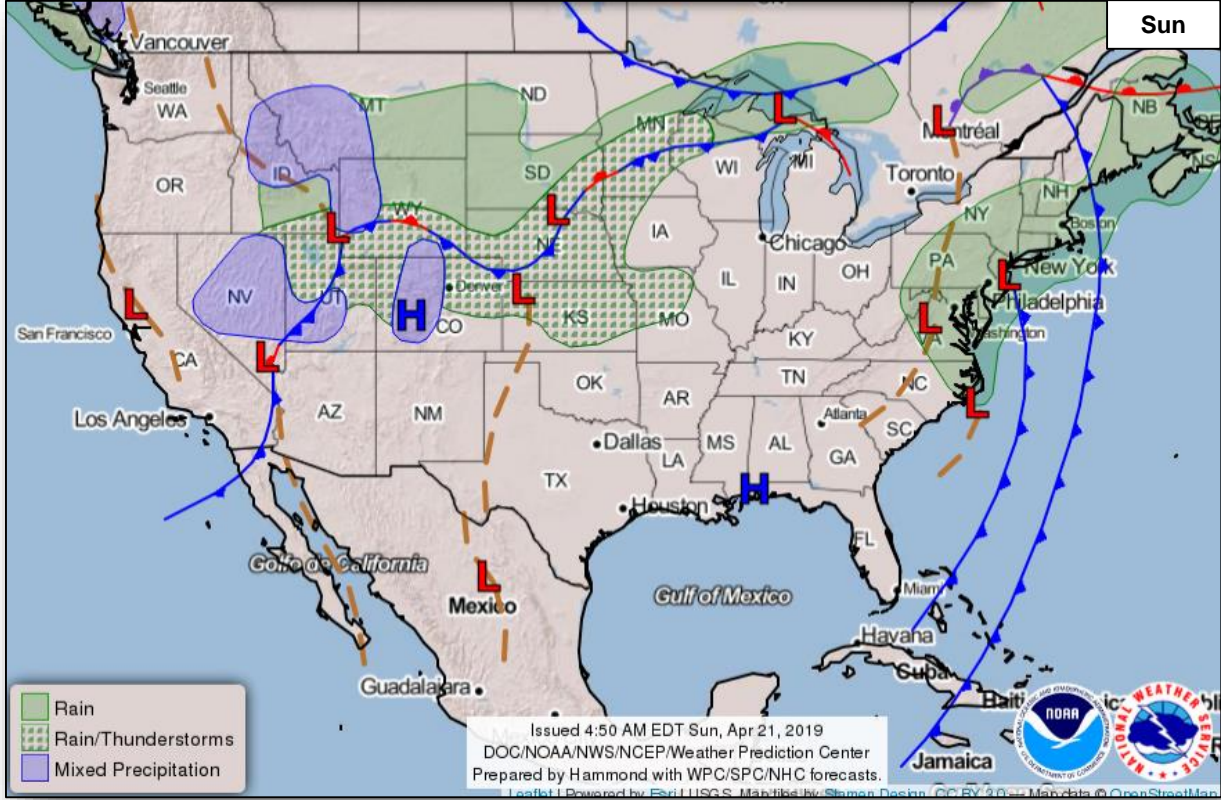
**Tropical Activity:** No activity affecting U.S. interests

**Significant Weather:**

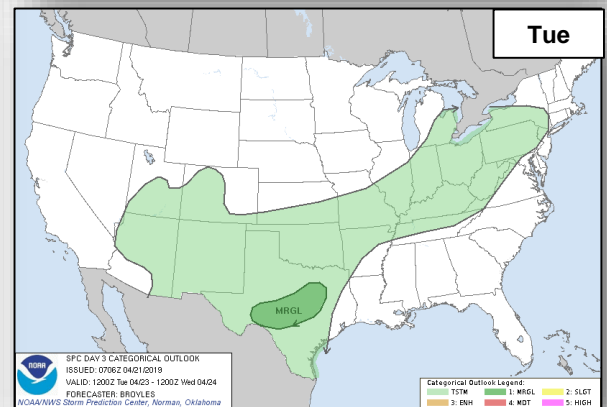
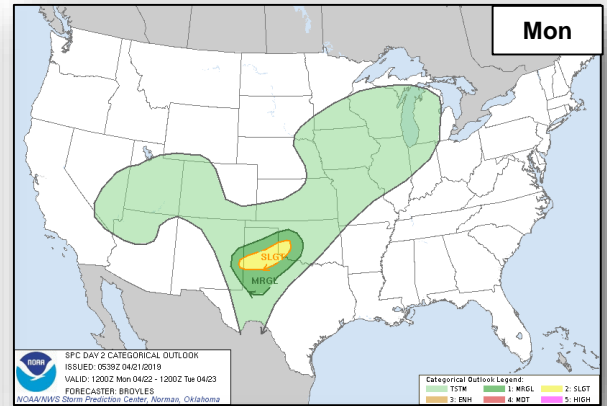
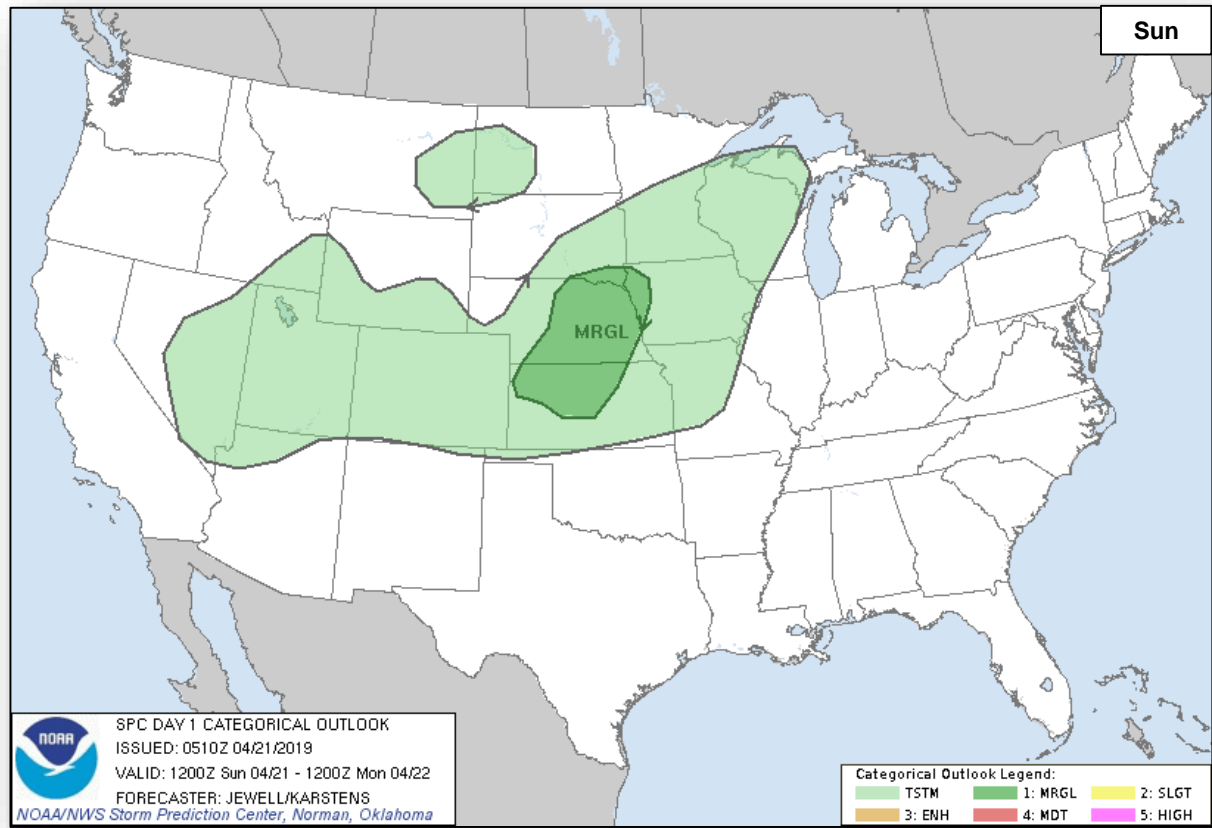
- Elevated and critical fire weather – AZ, NM, TX, and OK
- Red Flag Warning - NM

**Declaration Activity:** None

# National Weather Forecast

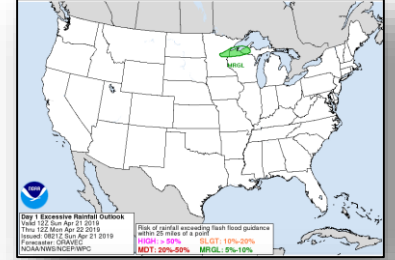
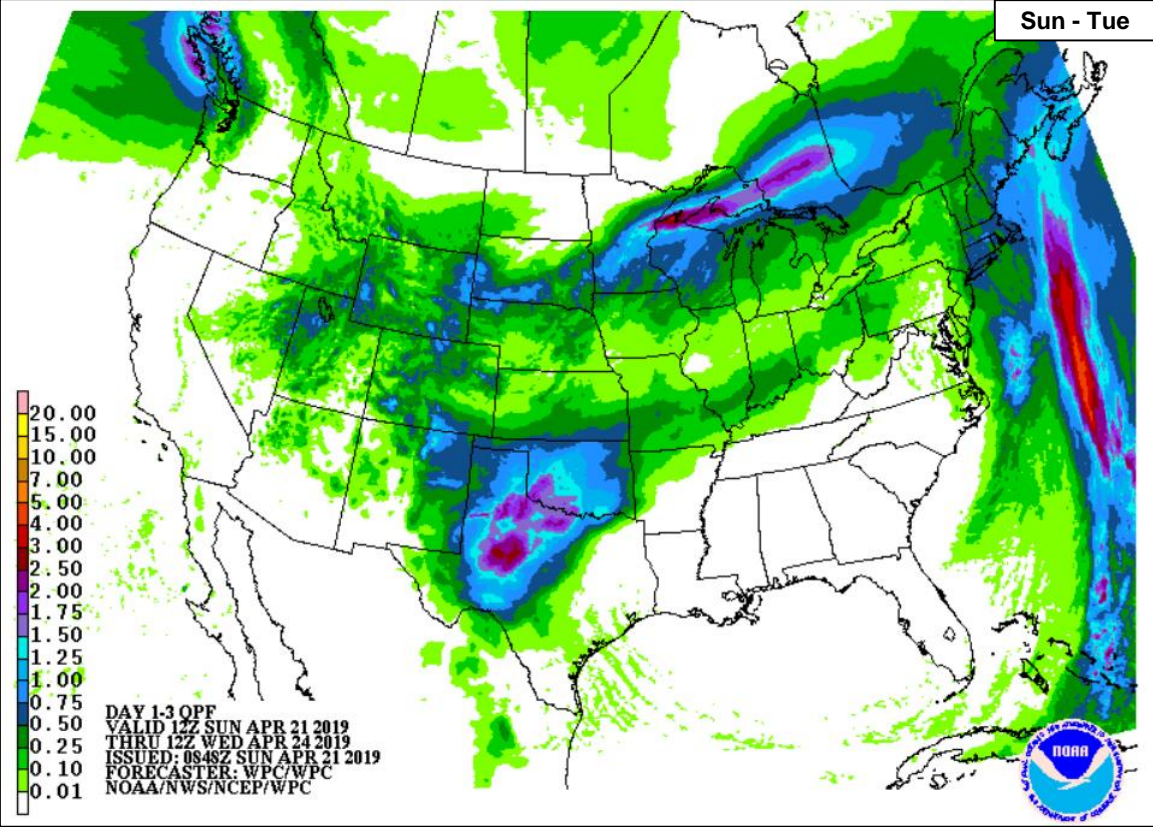


# Severe Weather Outlook

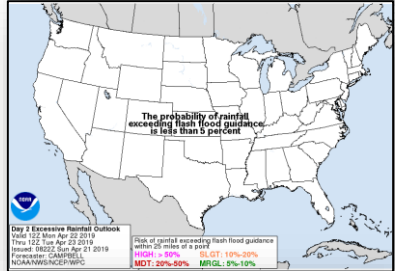




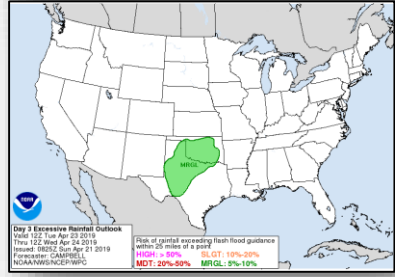
# Precipitation Forecast



Sun



Mon

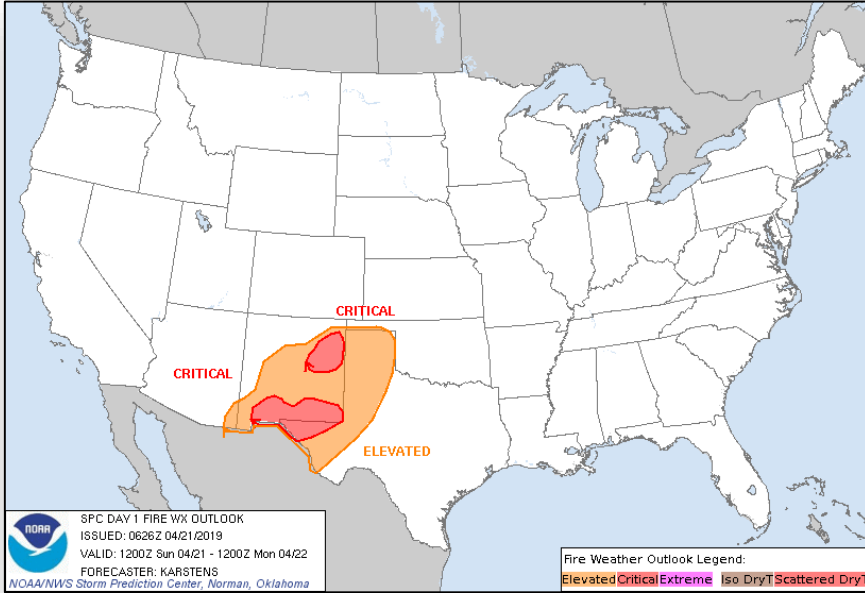


Tue

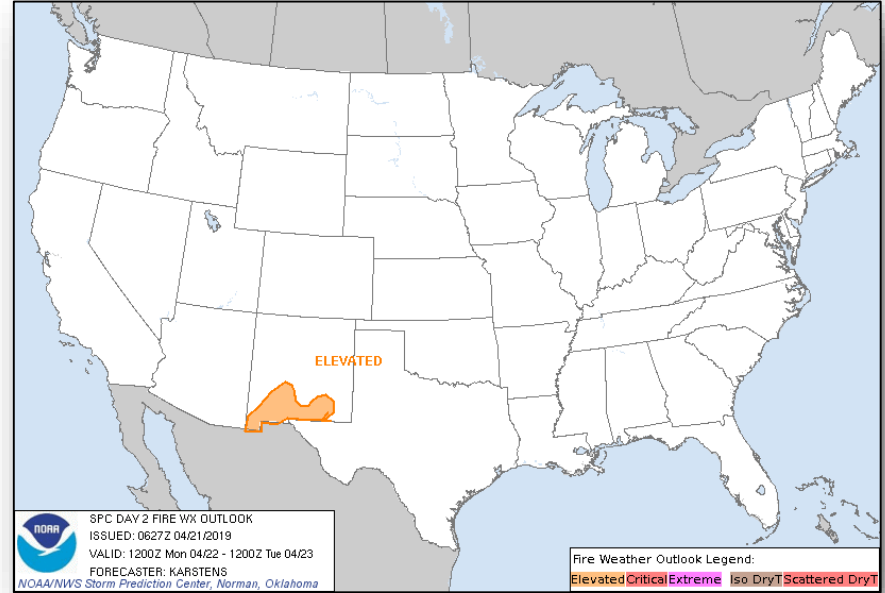
# Fire Weather Outlook



FEMA



**Sunday**

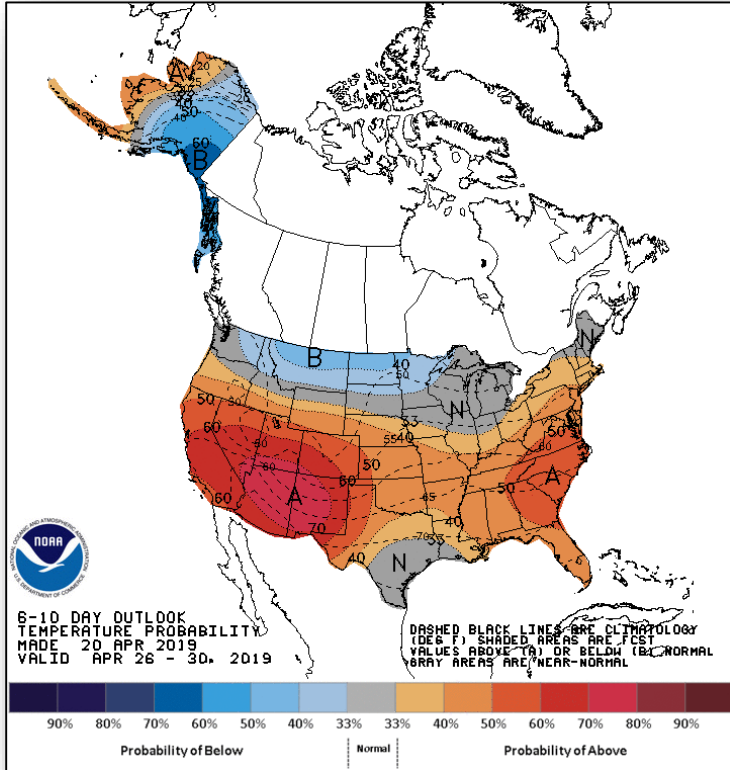


**Monday**

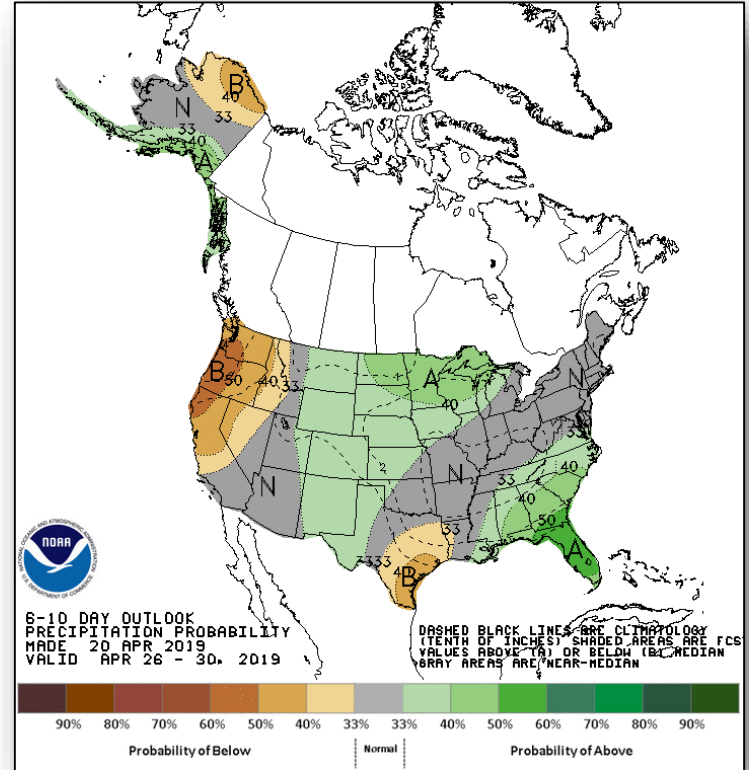
# Long Range Outlooks – April 26-30



FEMA



**6 - 10 Day Temperature Probability**



**6 - 10 Day Precipitation Probability**



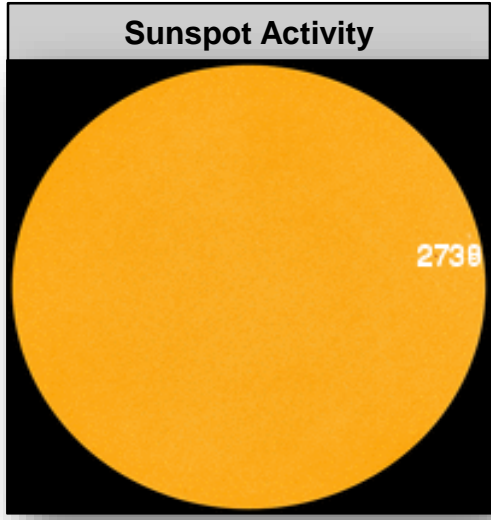

# Space Weather



FEMA

	Space Weather Activity	Geomagnetic Storms	Solar Radiation	Radio Blackouts
Past 24 Hours	None	None	None	None
Next 24 Hours	None	None	None	None

For further information on NOAA Space Weather Scales refer to: <http://www.swpc.noaa.gov/noaa-scales-explanation>



# Joint Preliminary Damage Assessments



FEMA

Region	State / Location	Event	IA/PA	Number of Counties		Start – End
				Requested	Complete	
I	VT	Flooding April 15, 2019	IA	0	0	N/A
			PA	7	0	TBD
VI	TX	Severe Storms and Tornadoes April 13 – 15, 2019	IA	4	1 (+1)	4/19 – TBD
			PA	0	0	N/A
VII	MO	Severe Storms and Flooding March 11, 2019 and continuing	IA	5	2	4/10 – TBD
			PA	14	14	4/10 – 4/18
VII	OT*	Severe Storms and Flooding March 13, 2019 – April 1, 2019	IA	1	0	N/A
			PA	1	1	4/18 – 4/19
VII	PTN**	Severe Storms and Flooding March 13, 2019 – April 1, 2019	IA	1	0	TBD
			PA	1	0	TBD
VII	SFTI***	Severe Storms and Flooding March 13, 2019 – April 1, 2019	IA	0	0	N/A
			PA	1	0	04/04 - TBD
VIII	MT	Spring Storm and Flooding March 20 – April 10, 2019	IA	0	0	N/A
			PA	8	0	4/22 – TBD

\* Omaha Tribe of Nebraska

\*\*Ponca Tribe of Nebraska

\*\*\* Sac and Fox Tribes of Mississippi in Iowa

# Disaster Requests & Declarations



FEMA

Declaration Requests in Process					Requests APPROVED (since last report)	Requests DENIED (since last report)
<b>6</b>	<b>IA</b>	<b>PA</b>	<b>HM</b>	<b>Date Requested</b>	<b>0</b>	<b>0</b>
MS – Severe Storms, Straight-line Winds, Tornado, and Flooding	X	X	X	March 21, 2019		
U.S. Territory of Guam – DR Super Typhoon Wutip		X	X	March 25, 2019		
Sac & Fox Tribe of the Mississippi in Iowa – DR Severe Storms and Flooding		X	X	April 11, 2019		
CA – DR Severe Winter Storms, Flooding, Landslides, and Mudslides		X	X	April 13, 2019		
CA – DR Severe Winter Storms, Flooding, Landslides, and Mudslides		X	X	April 13, 2019		
Federated States of Micronesia – Super Typhoon Wutip				April 17, 2019		

# Readiness – Deployable Teams and Assets



National and Regional Resources		Cadres with 25% or Less Availability	
IM Workforce	Strength: ▼ 12,922	EHP 10% (44/459); ER 9% (5/57); FL 15% (24/161); HM 18% (198/1,096); LOG 20% (259/1,328); NDRS 24% (67/275); OPS 18% (47/262); PA 8% (171/2,213); PLAN 17% (64/374); SAF 13% (7/55); SEC 19% (23/122)	
	Available: ▲ 3,544 / 27%		
	Other: 3,581		
	Deployed: ▼ 5,797		
N-IMAT	East: Available		
	West: Available		
	Crisis: Available		
Regional IMAT (4-6 Teams)	Assigned: 13		
	Available: 6		
	PMC / NMC: 3		
	Deployed: 4		
N-ISB Teams (3 Teams)	Team A: Available		
	Team B: Available		
	Team C: Available		
US&R (>66%)	Assigned: 28		
	Available: 28		
	PMC / NMC: 0		
	Deployed: 0		
MERS (>66%)	Assigned: 36		
	Available: 36		
	PMC / NMC: 0		
	Deployed: 0		
FCO (≤1 Type I)	Assigned: 29		
	Available: 2		
	PMC / NMC: 0		
	Deployed: 27		
FDRC (≥3)	Assigned: 12		
	Available: 3		
	PMC / NMC: 0		
	Deployed: 9		
		<p>4413-DR-AK FCO: Timothy Manner JFO: Anchorage, AK (AFO) RX IMAT</p> <p>4382-DR-CA 4407-DR-CA FCO: David G. Samaniego JFO: Sacramento, CA RIX IMAT-1</p> <p>4409-DR-TON 4422-DR-LJBU 4423-DR-CBI 4425-DR-SBLU FCO: Mark Wingate JFO: Oakland, CA</p> <p>4396-DR-CNMI 4404-DR-CNMI FCO: B. Bern Ruiz JFO: Saipan, MP CNMI</p> <p>4387-DR-NE 4420-DR-NE FCO: C. Johnson-Cage 4403-DR-KS 4417-DR-KS FCO: Heather R. Smith JFO: Lincoln, NE RVII IMAT (NE EOC)</p> <p>4416-DR-TX FCO: Jerry S. Thomas JFO: Austin, TX (TRO) RVI IMAT-2</p> <p>4427-DR-TN FCO: Manny J. Toro JFO: TBD</p> <p>Severe Weather RIV LNO (MS EOC)</p> <p>4406-DR-AL 4419-DR-AL 4426-DR-AL FCO: Gerald M. Stolar JFO: Montgomery, AL</p> <p>4337-DR-FL 4399-DR-FL FCO: Thomas J. McCool JFO: Tallahassee, FL</p> <p>4400-DR-GA FCO: Manny J. Toro JFO: Warner Robins, GA</p> <p>4335-DR-USVI 4340-DR-USVI 4336-DR-PR 4339-DR-PR FCO: Justo "Tito" Hernandez JFO: Guaynabo, PR (CAD) JFO: St. Croix, USVI MERS (USVI Maintenance)</p>	

# FEMA Readiness – Activation Teams



Status		Activated Team	Activation Level	Activation Times	Reason / Comments
<b>NWC</b> (5 Teams)	Steady State				
<b>NRCC</b> (2 Teams)	Activated	NRCS	ROC	Day shift	DHS Support Primary – Blue Team
<b>HLT</b>	Available				
<b>RWC/MOCs</b> (10 Regions)	Available				
<b>RRCCs</b> (10 Regions)	Available				

**Backup Regions: I, VIII, & V**



# FEMA

**FEMA's mission is helping people before, during, and after disasters.**

Click [here](#) to subscribe to this briefing.