

The Disaster Center is dedicated to the idea that disaster mitigation is cost effective and individuals pursuing their own interest are the greatest potential force for disaster reduction.

Please consider making a small donation to the Disaster Center



When disaster mitigation is cost effective, we are on the road to bringing disasters to an end.



# **FEMA**

## **Daily Operations Briefing**

**Sunday, March 31, 2019**

**8:30 a.m. EDT**

# Significant Activity – Mar 30-31



FEMA

**Significant Events:** None

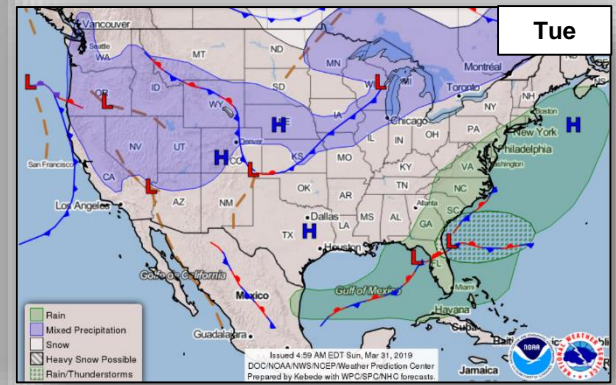
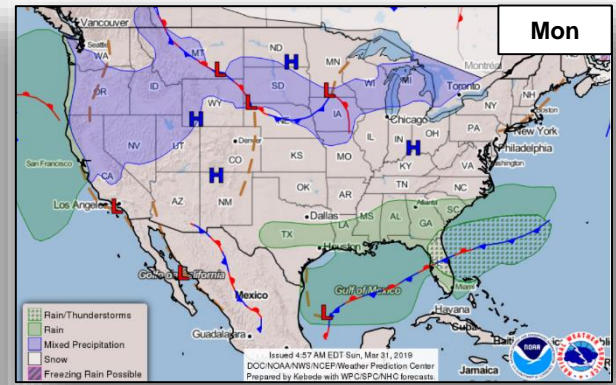
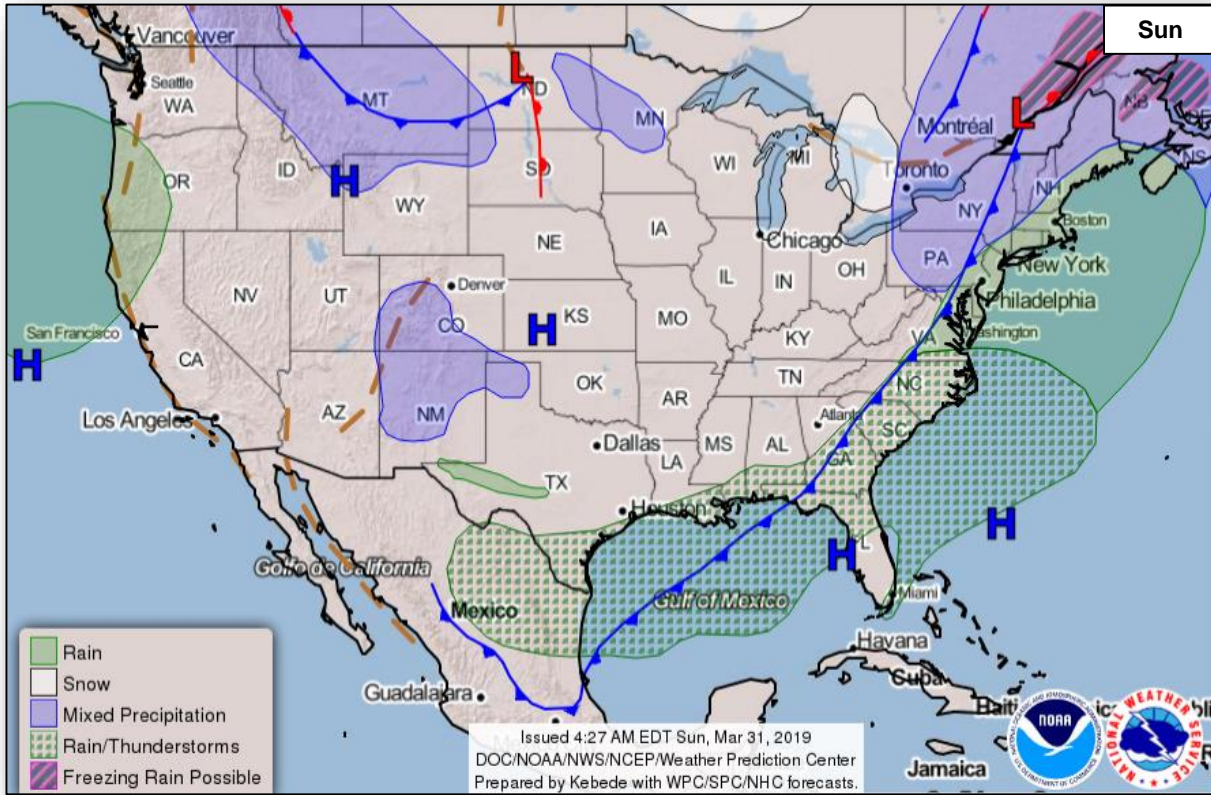
**Tropical Activity:** No activity affecting U.S. interests

**Significant Weather:** No significant activity

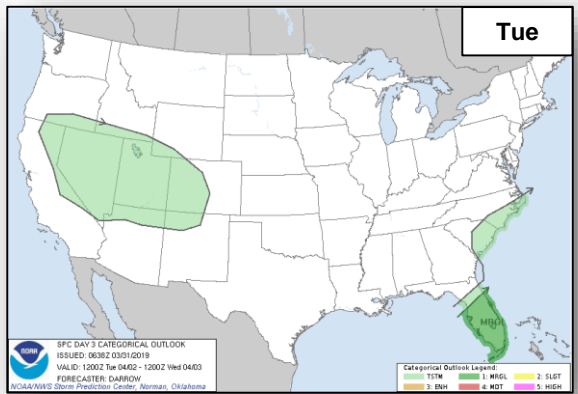
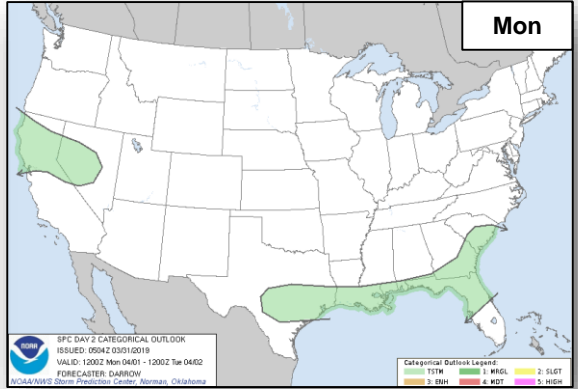
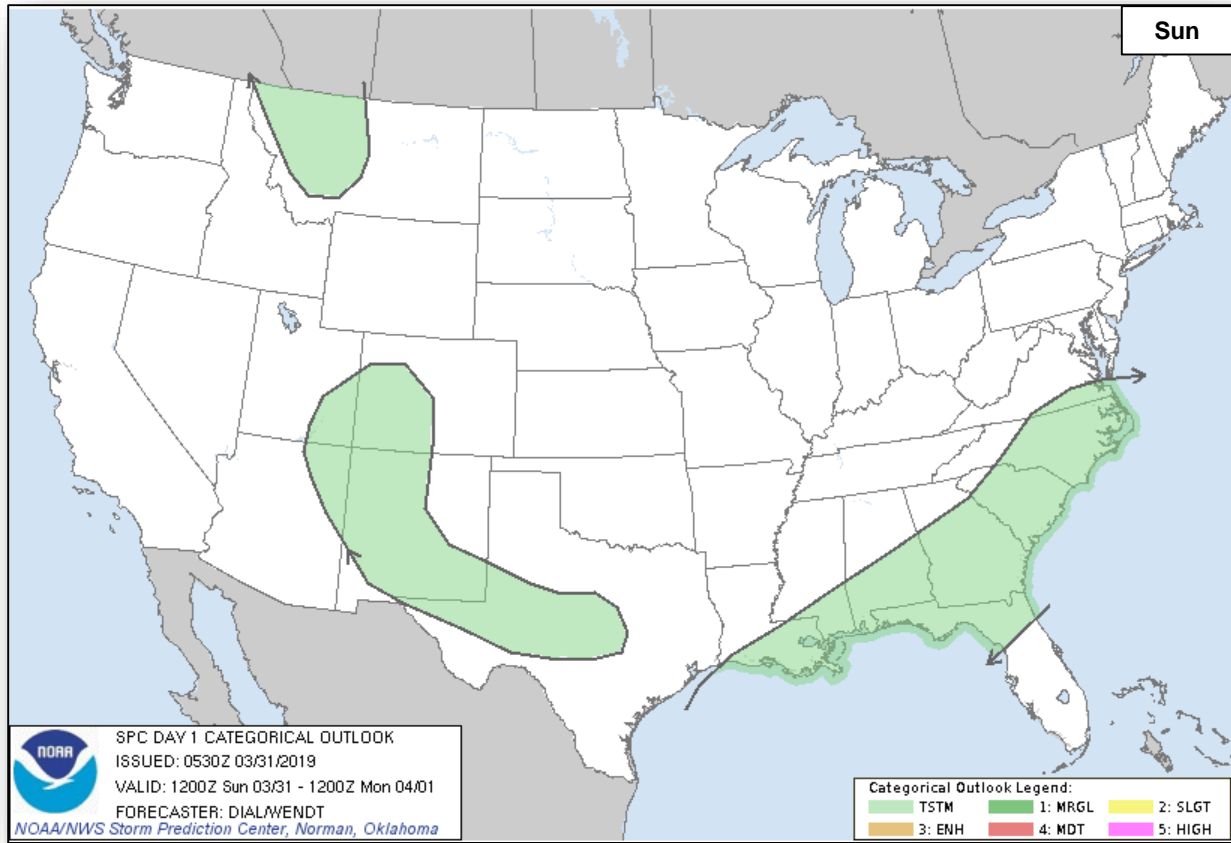
**Declaration Activity:**

- Amendment No. 1 to FEMA-4416-DR-TX
- Amendment No.1 to FEMA-4415-DR-NC
- Amendment No.2 to FEMA-4412-DR-NC
- Amendment No.11 to FEMA-4393-DR-NC
- Amendment No.1 to FEMA-4420-DR-NE

# National Weather Forecast



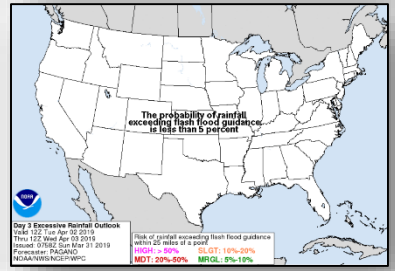
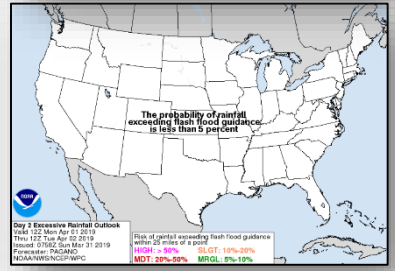
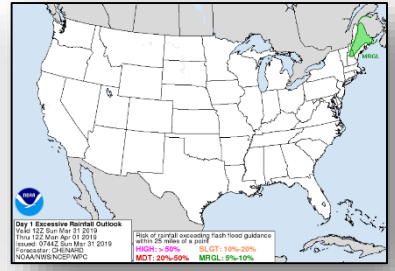
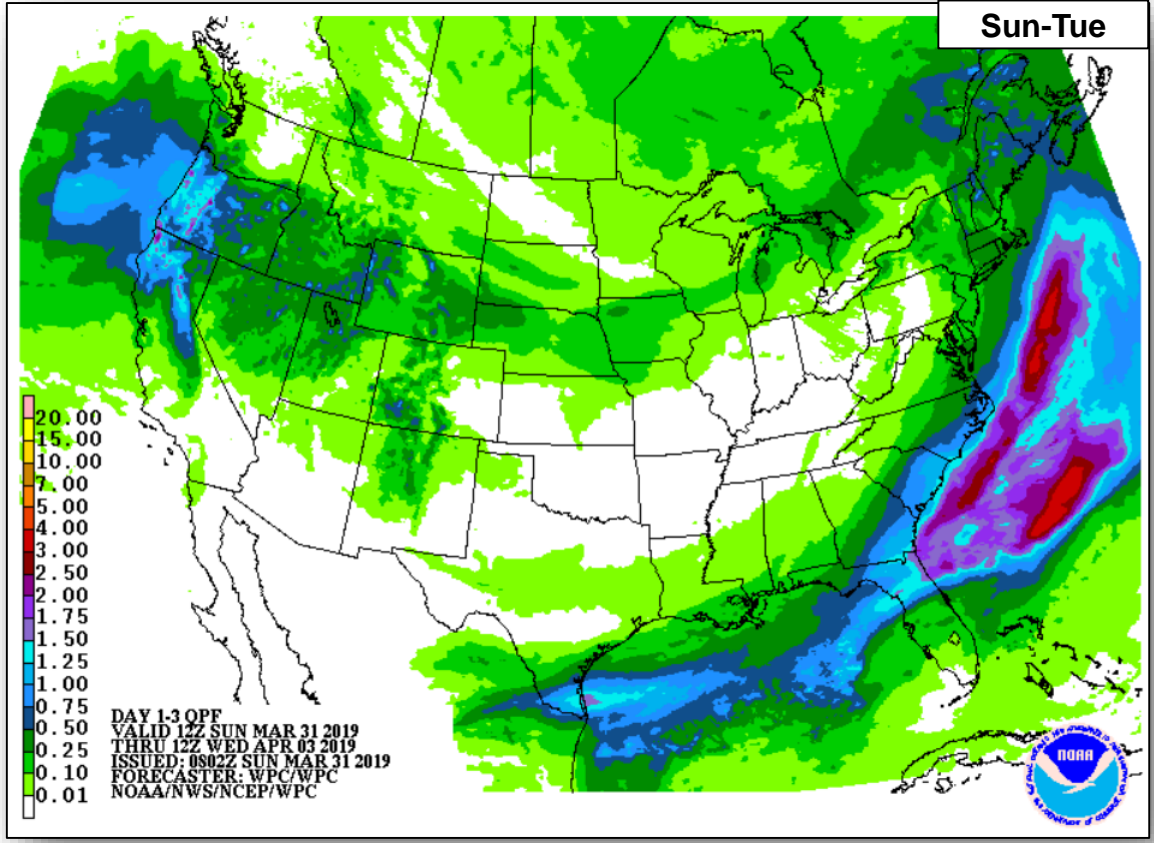
# Severe Weather Outlook



# Precipitation Forecast



FEMA

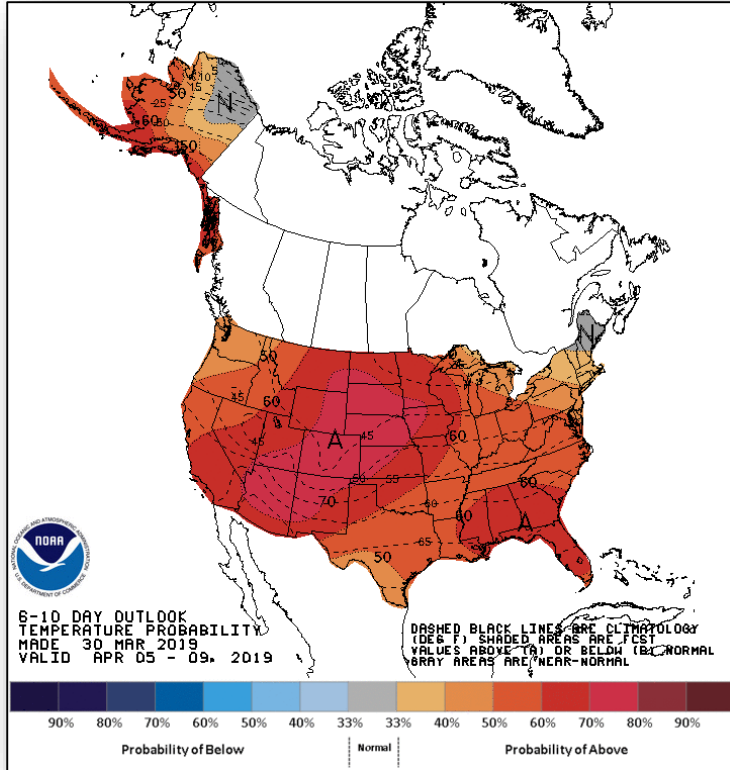




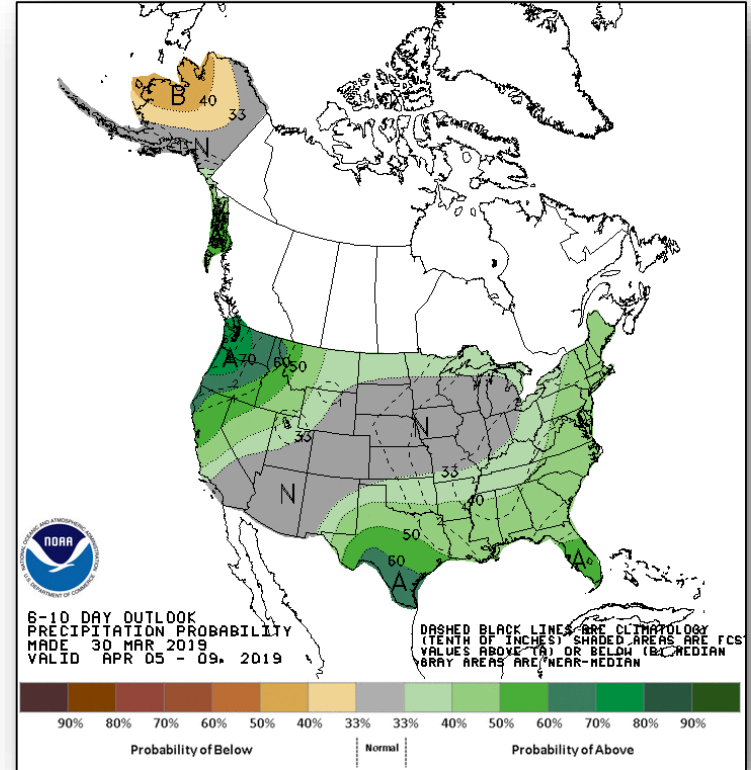
# Long Range Outlooks – April 5 – 9



FEMA



**6 - 10 Day Temperature Probability**



**6 - 10 Day Precipitation Probability**

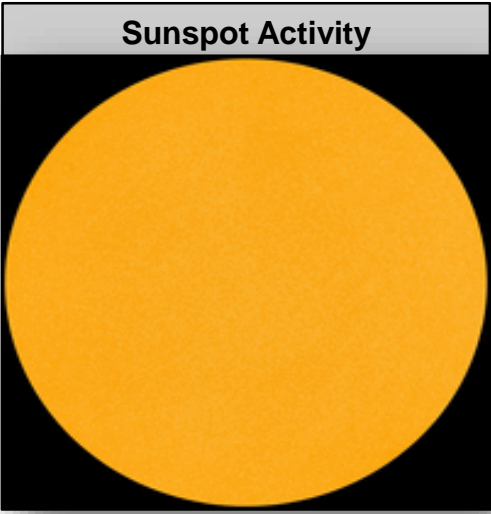

# Space Weather



FEMA

|               | Space Weather Activity | Geomagnetic Storms | Solar Radiation | Radio Blackouts |
|---------------|------------------------|--------------------|-----------------|-----------------|
| Past 24 Hours | None                   | None               | None            | None            |
| Next 24 Hours | None                   | None               | None            | None            |

For further information on NOAA Space Weather Scales refer to: <http://www.swpc.noaa.gov/noaa-scales-explanation>





# Joint Preliminary Damage Assessments



FEMA

| Region | State / Location | Event  | IA/PA | Number of Counties |          | Start – End |
|--------|------------------|--|-------|--------------------|----------|-------------|
|        |                  |  |       | Requested          | Complete |             |
| IV     | AL               | Severe Storms, Straight-line Winds, Tornadoes, and Flooding<br>Feb 19 – Mar 20, 2019 | IA    | 3                  | 3        | 3/20 – 3/28 |
|        |                  |  | PA    | 13                 | 11       | 3/20 – TBD  |
| IX     | FSM*             | Typhoon Wutip<br>February 19-22, 2019  | IA    | 0                  | 0        | N/A         |
|        |                  |  | PA    | 2                  | 0        | 3/20 – TBD  |
| X      | OR               | Winter Storms<br>February 24-26, 2019  | IA    | 0                  | 0        | N/A         |
|        |                  |  | PA    | 5                  | 0        | 4/8 – TBD   |

\* Federated States of Micronesia

# Disaster Requests & Declarations



FEMA

| Declaration Requests in Process                                   |    |    |    |                | Requests APPROVED<br>(since last report) | Requests DENIED<br>(since last report) |
|---|----|----|----|----------------|--|--|
| 7   | IA | PA | HM | Date Requested | 0  | 0                                      |
| VT – DR (Appeal) Severe Winter Storm                              |    | X  | X  | March 14, 2019 |  |  |
| MS – Severe Storms, Straight-line Winds, Tornado, and Flooding    | X  | X  | X  | March 21, 2019 |  |  |
| TN – DR Severe Storms, Flooding, Landslides, and Mudslides        | X  | X  | X  | March 22, 2019 |  |  |
| U.S. Territory of Guam – DR Super Typhoon Wutip                   |    | X  | X  | March 25, 2019 |  |  |
| Soboba Band of Luiseno Indians – DR Severe Storms                 |    | X  | X  | March 25, 2019 |  |  |
| AL – DR Severe Storms, Straight-line Winds, Tornado, and Flooding | X  | X  | X  | March 26, 2019 |  |  |
| OH – DR Severe Storms, Flooding, and Landslides                   |    | X  | X  | March 26, 2019 |  |  |

# Disaster Amendments



FEMA

| Amendment                          | Date Issued    | Action   |
|------------------------------------|----------------|--|
| Amendment No. 1 to FEMA-4416-DR-TX | March 30, 2019 | Adds three counties for Public Assistance  |
| Amendment No.1 to FEMA-4415-DR-NC  | March 30, 2019 | Appoints Lai Sun Yee as FCO  |
| Amendment No.2 to FEMA-4412-DR-NC  | March 30, 2019 | Appoints Nancy Casper as FCO   |
| Amendment No.11 to FEMA-4393-DR-NC | March 30, 2019 | Appoints Nancy Casper as FCO   |
| Amendment No.1 to FEMA-4420-DR-NE  | March 30, 2019 | Adds six counties and the Santee Sioux Nation for Individual and Public Assistance |

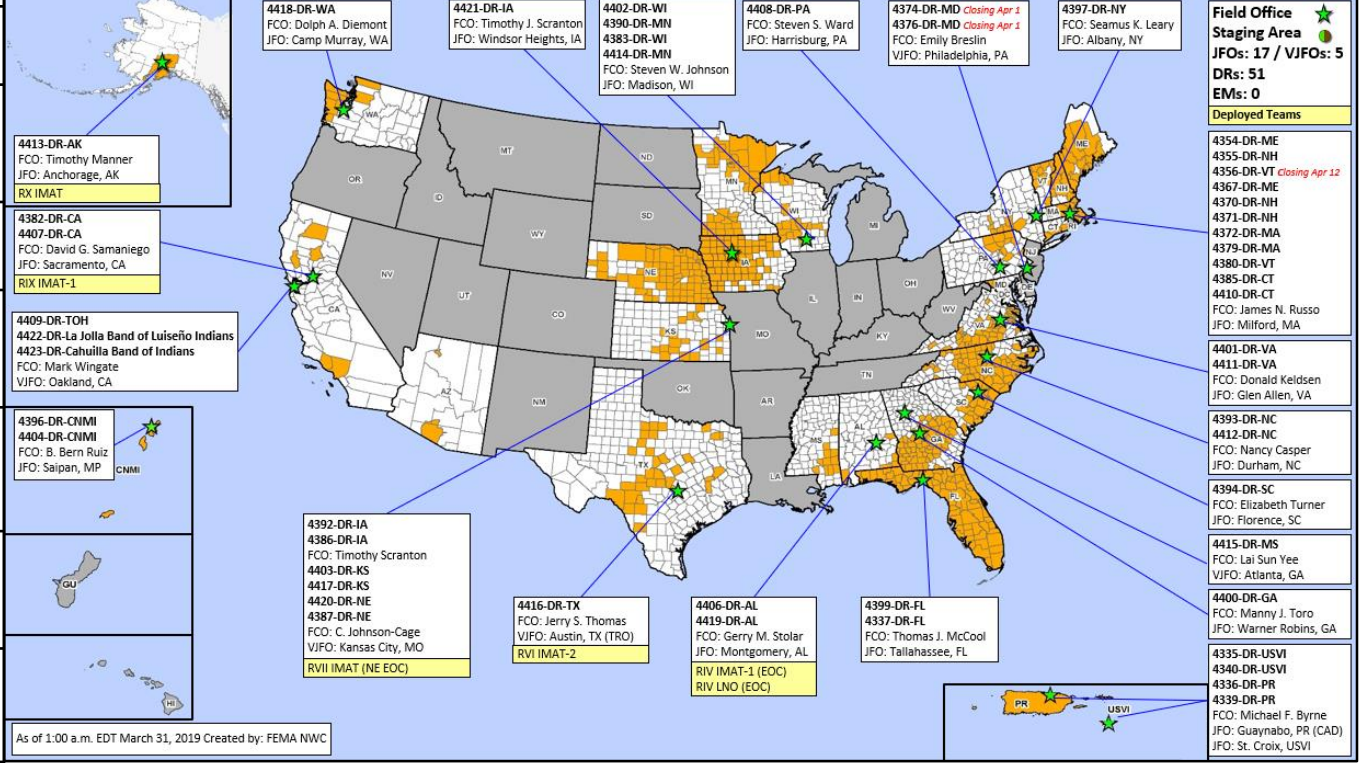
# Readiness – Deployable Teams and Assets



| National and Regional Resources     |   |
|-------------------------------------|---|
| <b>IM Workforce</b>                 | Strength: <span style="color:blue">Ⓜ</span> 12,967        |
|                                     | Available: <span style="color:green">▲</span> 3,811 / 29% |
|                                     | Other: 3,460  |
|                                     | Deployed: <span style="color:red">▼</span> 5,696          |
| <b>N-IMAT</b>                       | East: Available   |
|                                     | West: Available   |
|                                     | Crisis: Available   |
| <b>Regional IMAT</b><br>(4-6 Teams) | Assigned: 13  |
|                                     | Available: 6  |
|                                     | PMC / NMC: 2  |
|                                     | Deployed: 5   |
| <b>N-ISB Teams</b><br>(3 Teams)     | Team A: Available   |
|                                     | Team B: Available   |
|                                     | Team C: Available   |
| <b>US&amp;R</b><br>(>66%)           | Assigned: 28  |
|                                     | Available: 26   |
|                                     | PMC / NMC: 2  |
| <b>MERS</b><br>(>66%)               | Deployed: 0   |
|                                     | Assigned: 36  |
|                                     | Available: 36   |
|                                     | PMC / NMC: 0  |
| <b>FCO</b><br>(=3 Type I)           | Deployed: 0   |
|                                     | Assigned: 29  |
|                                     | Available: 6  |
|                                     | PMC / NMC: 0  |
| <b>FDRC</b><br>(≥3)                 | Deployed: 23  |
|                                     | Assigned: 12  |
|                                     | Available: 3  |
|                                     | PMC / NMC: 0  |
|                                     | Deployed: 9   |
|                                     | Assigned: 12  |
|                                     | Available: 3  |

**Cadres with 25% or Less Availability**

EA 25% (133/534); EHP 9% (41/455); ER 9% (5/57); FL 16% (25/157); FM 25% (72/286); HM 24% (258/1099); LOG 20% (272/1333); PA 8% (185/2190); PLAN 22% (82/372); SAF 11% (6/55); SEC 12% (15/123)



# FEMA Readiness – Activation Teams



| Status                            |              | Activated Team | Activation Level | Activation Times | Reason / Comments                                     |
|-----------------------------------|--------------|----------------|------------------|------------------|---|
| <b>NWC</b><br>(5 Teams)           | Steady State |                |                  |                  |   |
| <b>NRCC</b><br>(2 Teams)          | Available    |                |                  |                  | Primary – Gold Team<br>(Blue Team - primary in April) |
| <b>HLT</b>                        | Available    |                |                  |                  |   |
| <b>RWC / MOCs</b><br>(10 Regions) | Available    | Denver MOC     | Enhanced Watch   | Day shift        | Flooding  |
| <b>RRCCs</b><br>(10 Regions)      | Activated    | Region VII     | Level III        | Day shift        | Flooding  |

**Backup Regions: VI, I, and VIII**



# FEMA

**FEMA's mission is helping people before, during, and after disasters.**

Click [here](#) to subscribe to this briefing.