

The Disaster Center is dedicated to the idea that disaster mitigation is cost effective and individuals pursuing their own interest are the greatest potential force for disaster reduction.

Please consider making a small donation to the Disaster Center



When disaster mitigation is cost effective, we are on the road to bringing disasters to an end.



# **FEMA**

## **Daily Operations Briefing**

**Thursday, March 7, 2019**

**8:30 a.m. EST**

# Significant Activity – Mar 6-7



FEMA

**Significant Events:** Severe thunderstorms and tornadoes – AL and GA (FINAL)

**Tropical Activity:** No activity affecting U.S. interests

**Significant Weather:**

- Heavy snow possible – Central Great Basin and Central Rockies
- Freezing rain possible – Middle Mississippi Valley to Ohio Valley

**Declaration Activity:** None

# Tornadoes – AL and GA (Final)



FEMA

## Current Situation:

Debris removal and damage assessments continue after multiple tornadoes touched down Sunday afternoon and evening in AL and GA. The largest was an EF-4 tornado in Lee County, AL.

## Lifeline Impacts:

### Safety and Security

- AL: Preliminary GIS analytics show approximately 400 homes destroyed (FEMA GIS)

### Food, Water and Shelter (ARC Midnight shelter count, as of 5:57 a.m. EST)

- All shelters have closed

### Health and Medical

- AL: 23 confirmed fatalities
- AL: All hospitals & nursing homes are operating (normal power)

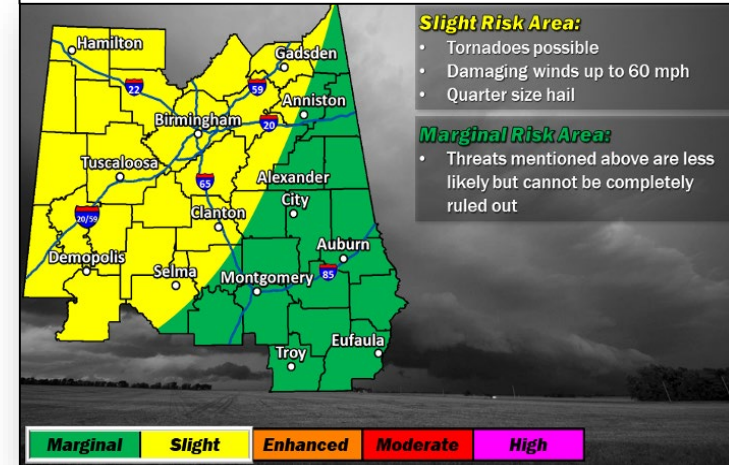
### Communications

- AL: Verizon cell tower is down in Lee County; Cellular disruptions localized, may have impact to responder communication in the area
- GA: AT&T services restored; one tower destroyed in rural area

### Transportation

- AL: Multiple aircraft and hangars damaged at airport in Barbour County; several roads impassable in Lee County
- GA: roads in 3 counties have been cleared of debris and re-opened

## Severe Weather Outlook – Saturday



## State and Local Response:

- Major Disaster Declaration approved for IA and PA
- AL EOC returned to normal operations; Governor extended a State of Emergency
- GA EOC at Partial Activation; Governor declared a State of Emergency
- PDAs for 3 counties in GA to begin March 7

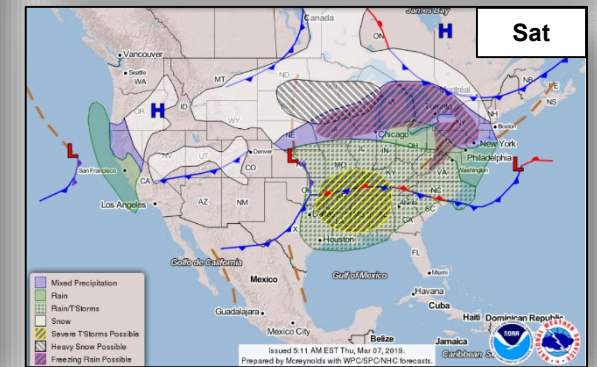
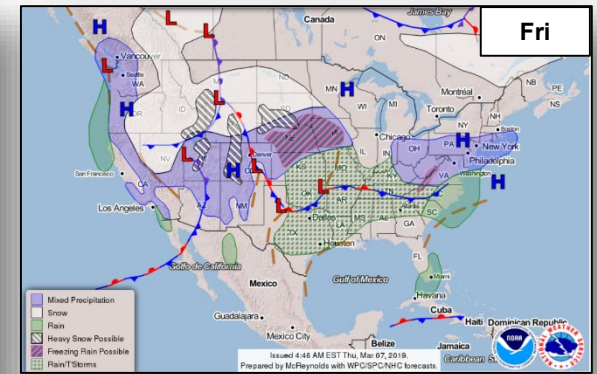
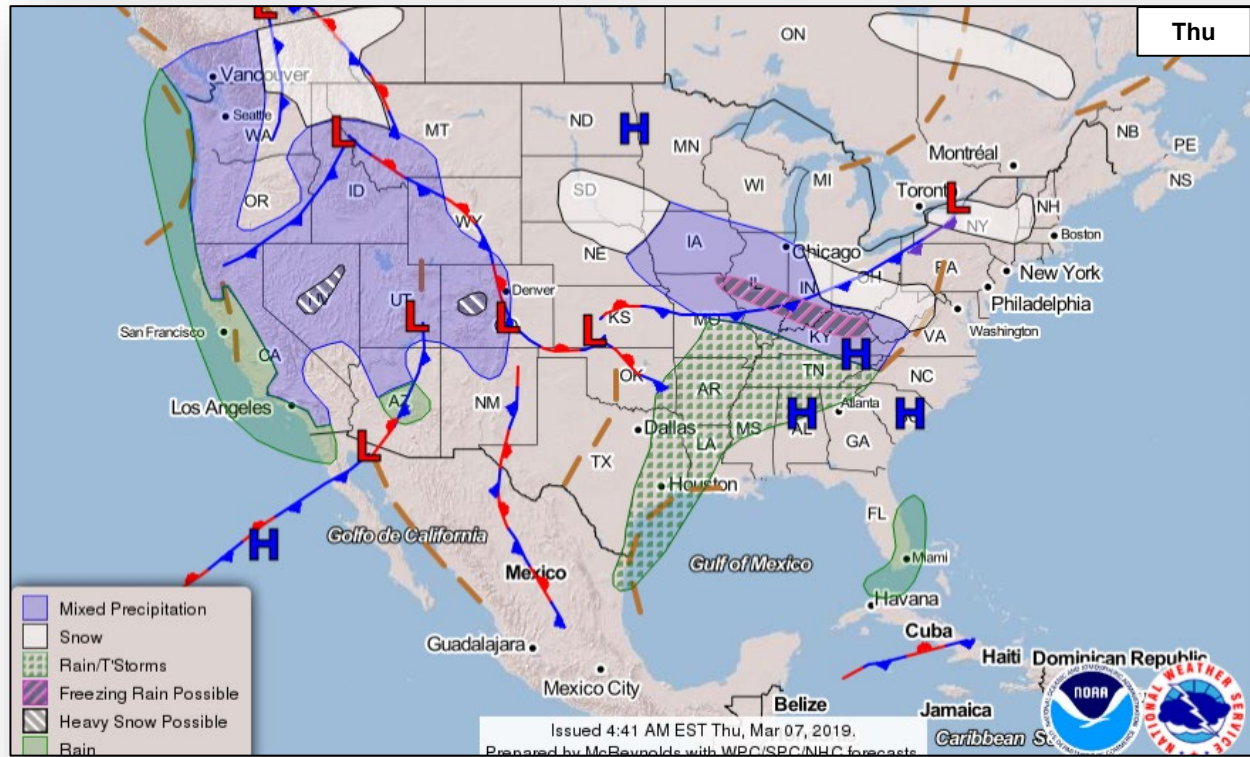
## FEMA Region IV Response:

- RWC at Steady State, continues to monitor
- IMAT-1 and LNO deployed to AL EOC

# National Weather Forecast



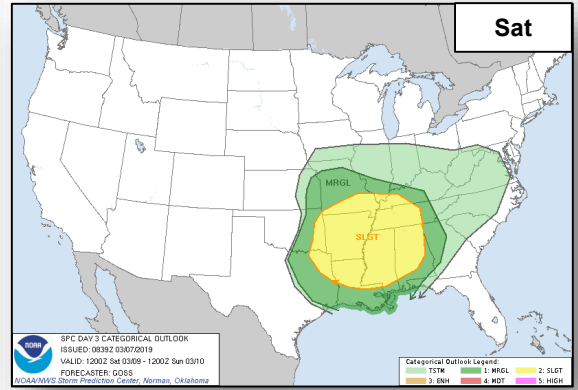
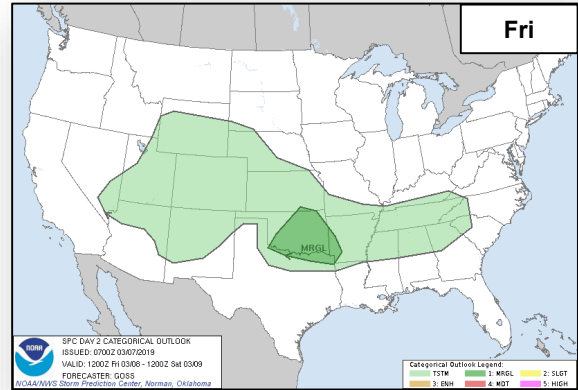
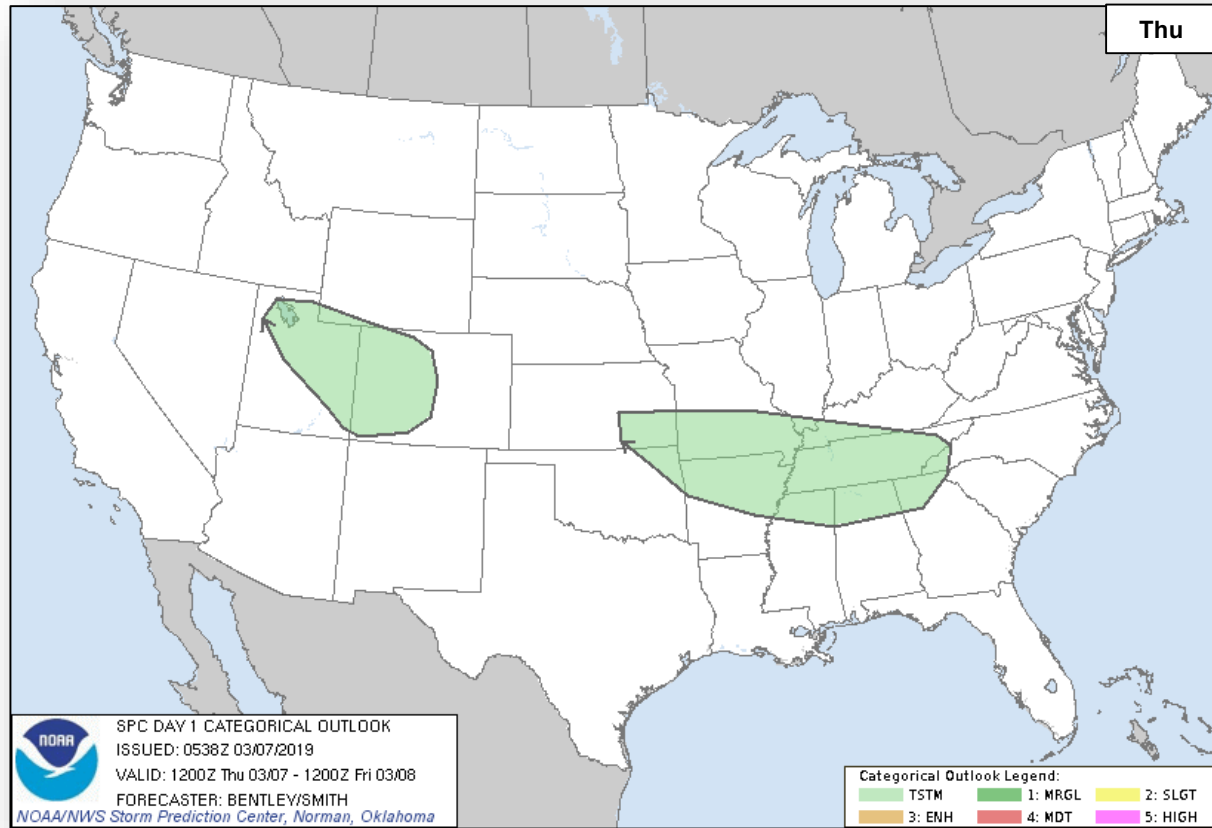
FEMA



# Severe Weather Outlook

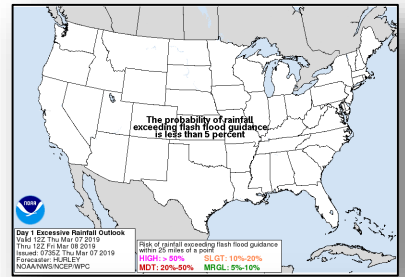
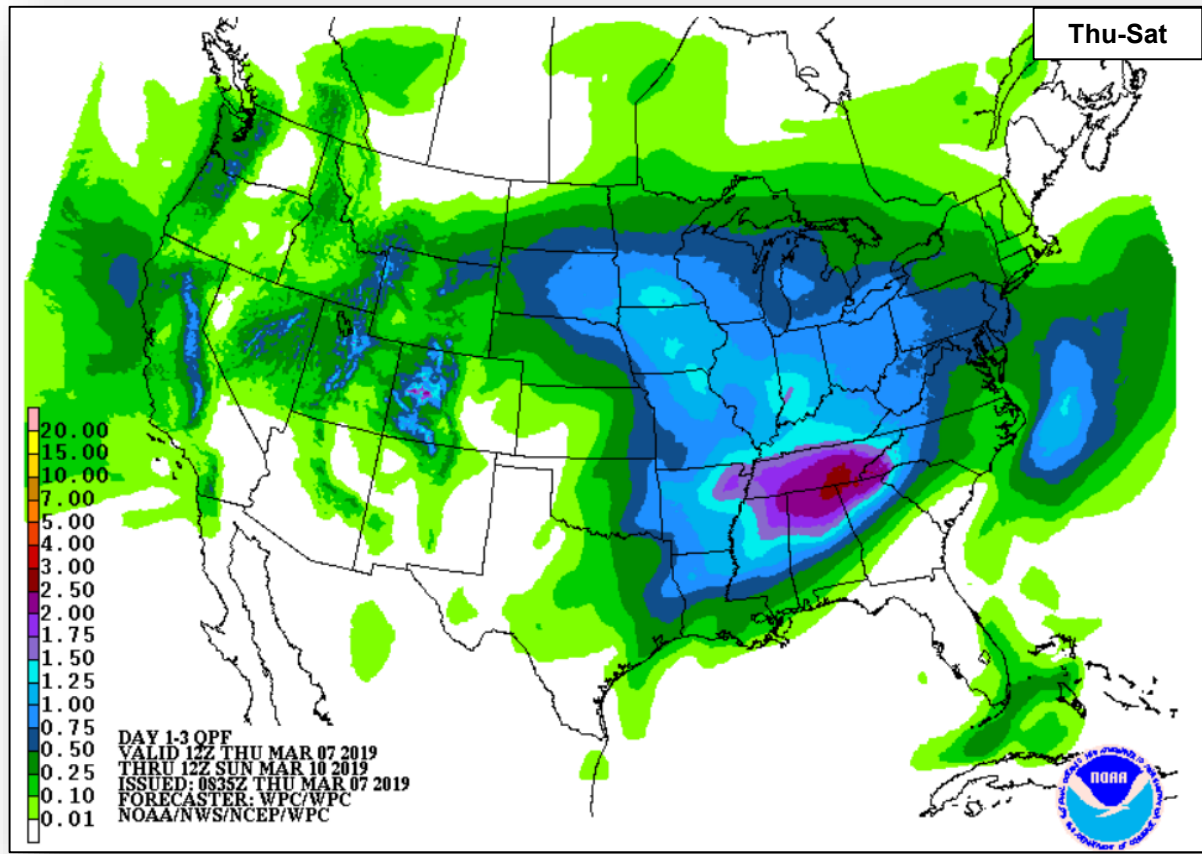


# FEMA

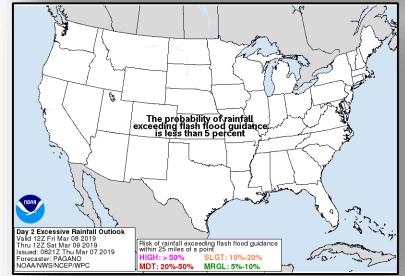




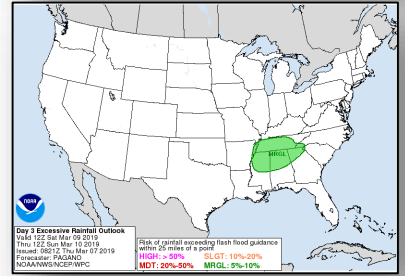
# Precipitation Forecast



Thu

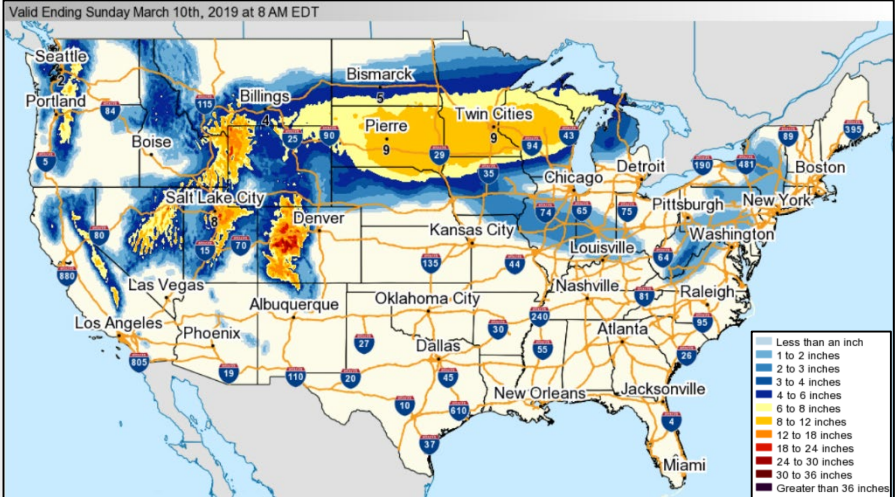


Fri

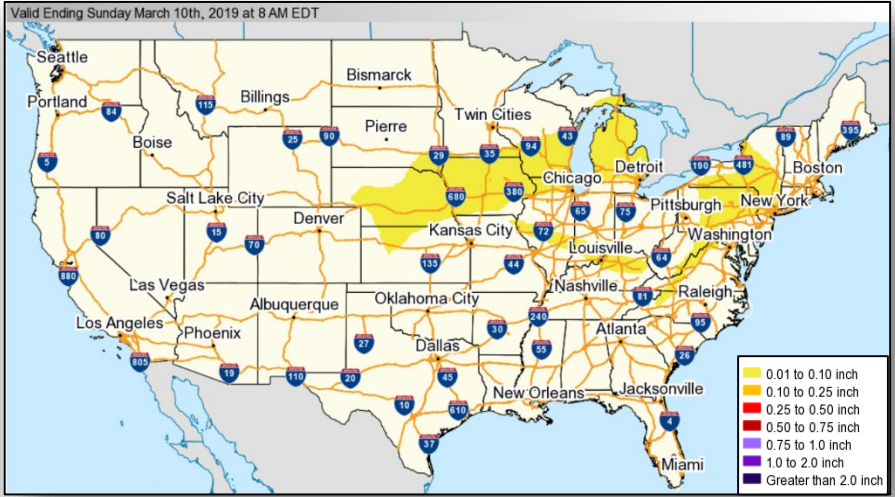


Sat

# Winter Precipitation Outlook



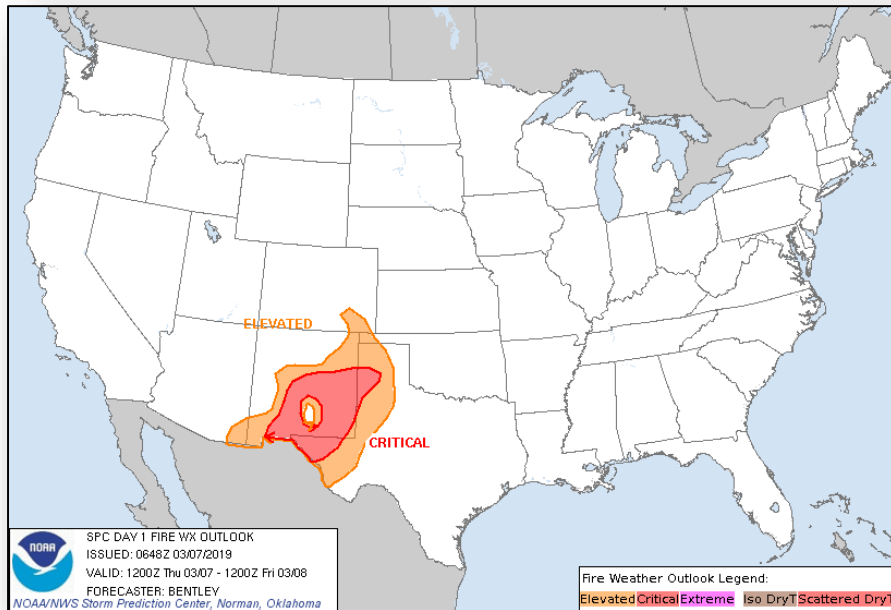
**Forecast Snowfall**



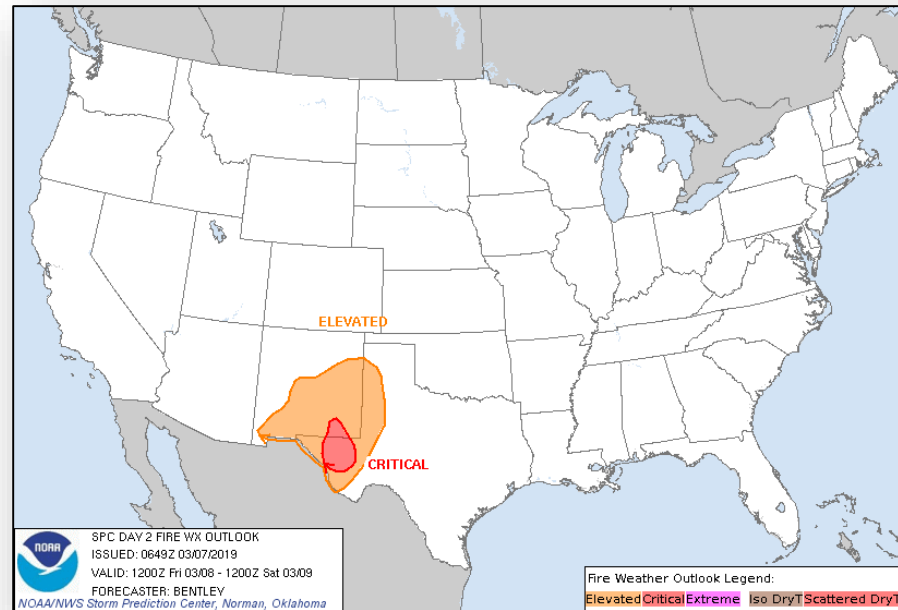
**Forecast Ice Accumulation**



# Fire Weather Outlook



**Thursday**



**Friday**

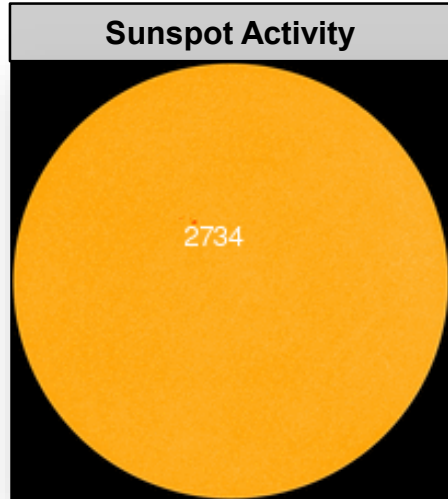

# Space Weather



FEMA

	Space Weather Activity	Geomagnetic Storms	Solar Radiation	Radio Blackouts
Past 24 Hours	None	None	None	None
Next 24 Hours	None	None	None	None

For further information on NOAA Space Weather Scales refer to: <http://www.swpc.noaa.gov/noaa-scales-explanation>



# Joint Preliminary Damage Assessments



FEMA

Region	State / Location	Event	IA / PA	Number of Counties		Start – End
				Requested	Completed	
IV	GA	Severe Weather and Tornadoes March 3, 2019	IA	3	0	3/7-TBD
			PA	0	0	N/A
	KY	Severe Weather and Flooding February 6, 2019	IA	0	0	N/A
			PA	28	0	3/11-TBD
	TN	Severe Weather and Flooding February 6, 2018 and continuing	IA	4	0	3/12-TBD
			PA	26	0	3/12-TBD
V	OH	Flooding and Severe Storms February 5-13, 2019	IA	0	0	N/A
			PA	20	0	3/11-TBD

# Readiness – Deployable Teams and Assets



National and Regional Resources		Cadres with 25% or Less Availability	
<b>IM Workforce</b>	Strength: ▲ 13,051	EHP 7% (31/461); ER 18% (10/57); FL 21% (34/164); HM 23% (255/1,100); IT 25% (160/653); LOG 23% (307/1,345); PA 8% (174/2,177); SAF 22% (13/58); SEC 23% (29/124)	
	Available: ▼ 4,058 / 31%		
<b>N-IMAT</b>	Other: ▲ 3,305		
	Deployed: ▲ 5,688		
	East: Available		
<b>Regional IMAT</b> (4-6 Teams)	West: Available	<b>Field Office Staging Area</b> ★ <b>JFOs: 13 / VJFOs: 5</b> <b>DRs: 51</b> <b>EMs: 0</b> <b>Deployed Teams</b>	
	Crisis: Available		
	Assigned: 13		
<b>N-ISB Teams</b> (3 Teams)	Available: 5	<b>4354-DR-ME</b> <b>4355-DR-NH</b> <b>4356-DR-VT</b> <b>4367-DR-ME</b> <b>4370-DR-NH</b> <b>4371-DR-NH</b> <b>4372-DR-MA</b> <b>4379-DR-MA</b> <b>4380-DR-VT</b> <b>4385-DR-CT</b> <b>4410-DR-CT</b> FCO: James N. Russo JFO: Milford, MA	
	PMC / NMC: 3		
	Deployed: 5		
<b>US&amp;R</b> (>66%)	Team A: Available	<b>4374-DR-MD</b> <b>4376-DR-MD</b> FCO: Emily Breslin VJFO: Philadelphia, PA	
	Team B: Available		
	Team C: Available		
<b>MERS</b> (>66%)	Assigned: 28	<b>4401-DR-VA</b> <b>4411-DR-VA</b> FCO: Donald Keldsen JFO: Glen Allen, VA	
	Available: 33 (-1)		
	PMC / NMC: 0		
<b>FCO</b> (<2Type II)	Deployed: 3 (+1)	<b>4393-DR-NC</b> <b>4412-DR-NC</b> FCO: Albert Lewis JFO: Durham, NC	
	Assigned: 29		
	Available: 5		
<b>FDRC</b> (≥3)	PMC / NMC: 1	<b>4394-DR-SC</b> FCO: Elizabeth Turner JFO: Florence, SC	
	Deployed: 23		
	Assigned: 12		
<b>LA Flood Support</b> RVI LNO Vicksburg, MS	Available: 5	<b>4335-DR-USVI</b> <b>4340-DR-USVI</b> <b>4336-DR-PR</b> <b>4339-DR-PR</b> FCO: Michael F. Byrne JFO: St. Croix, USVI JFO: Guaynabo, PR (CAD) MERS	
	PMC / NMC: 1		
	Deployed: 7		
As of 3:00 a.m. EST March 7, 2019 Created by: FEMA NWC		<b>AL Tornado Support</b> RIV IMAT-1 (SEOC) RIV LNO (SEOC) MERS (Auburn)	

# FEMA Readiness – Activation Teams



**FEMA**

Status		Activated Team	Activation Level	Activation Times	Reason / Comments
<b>NWC</b> (5 Teams)	Steady State				
<b>NRCC</b> (2 Teams)	Available				Primary – Gold Team
<b>HLT</b>	Available				
<b>RWC / MOCs</b> (10 Regions)	Activated	Region VI	Enhanced Watch	Day Shift	Mississippi River Flooding
<b>RRCCs</b> (10 Regions)	Available				

**Backup Regions: VIII, VI, and II**



# FEMA

**FEMA's mission is helping people before, during, and after disasters.**

Click [here](#) to subscribe to this briefing.