

The Disaster Center is dedicated to the idea that disaster mitigation is cost effective and individuals pursuing their own interest are the greatest potential force for disaster reduction.

Please consider making a small donation to the Disaster Center



When disaster mitigation is cost effective, we are on the road to bringing disasters to an end.



FEMA

Daily Operations Briefing

Sunday, February 3, 2019

8:30 a.m. EST

Significant Activity – Feb 2-3



FEMA

Significant Events: None

Significant Weather:

- Heavy rain possible – Southern California coast
- Heavy snow possible – Sierras, Northern Rockies, to Upper Midwest
- Freezing rain possible – Upper Great Lakes
- Elevated Fire Weather – Central and Southern Plains

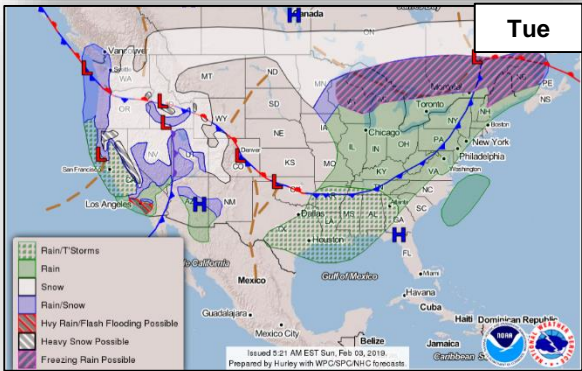
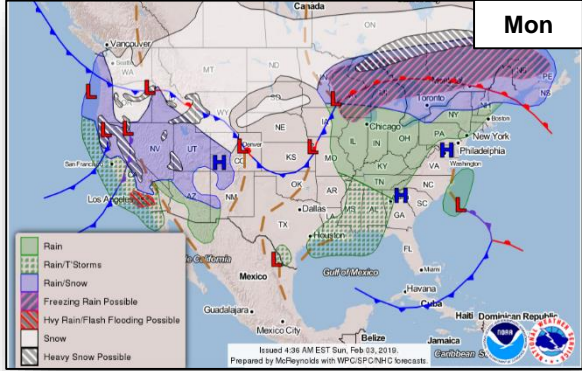
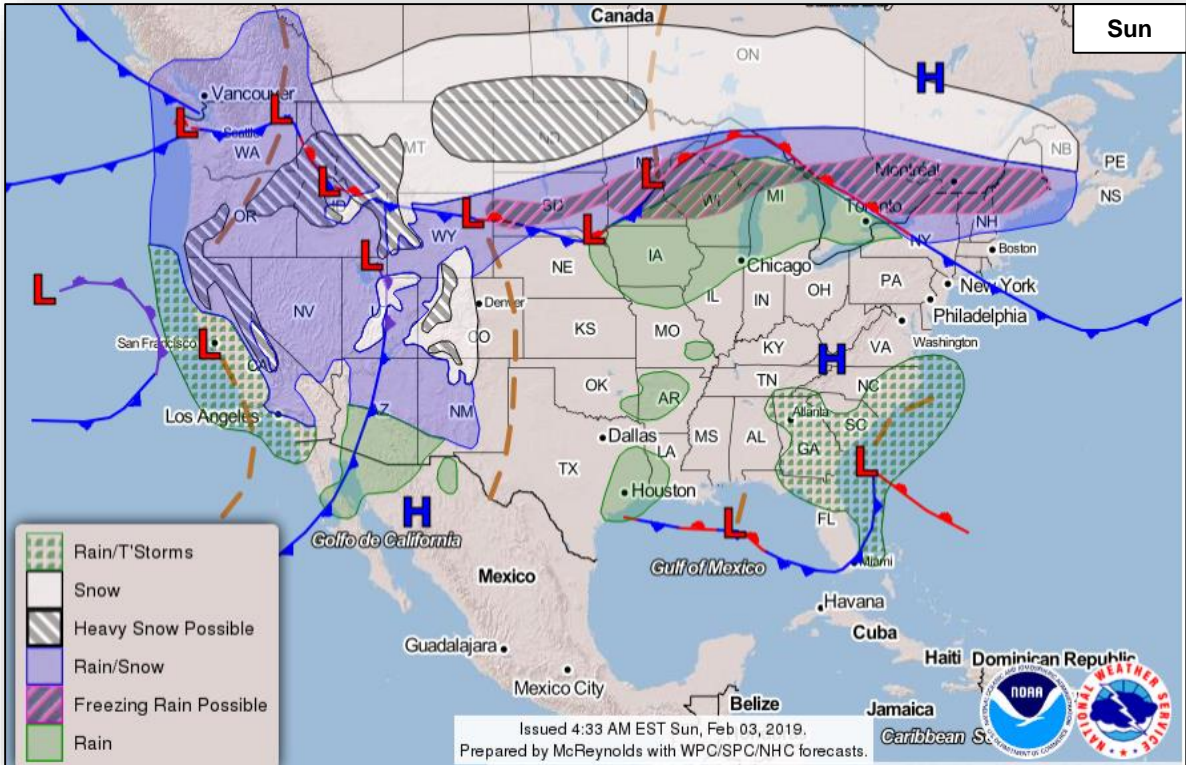
Tropical Activity: Western Pacific – No activity affecting U.S. interests

Declaration Activity: None

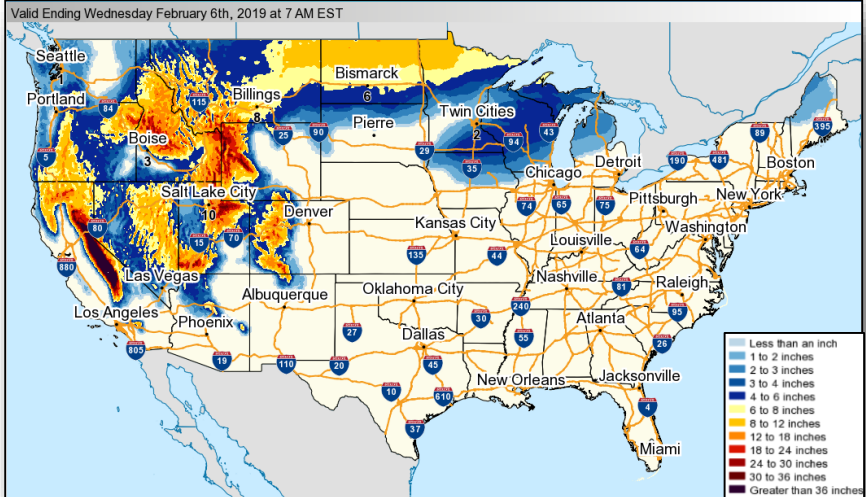
National Weather Forecast



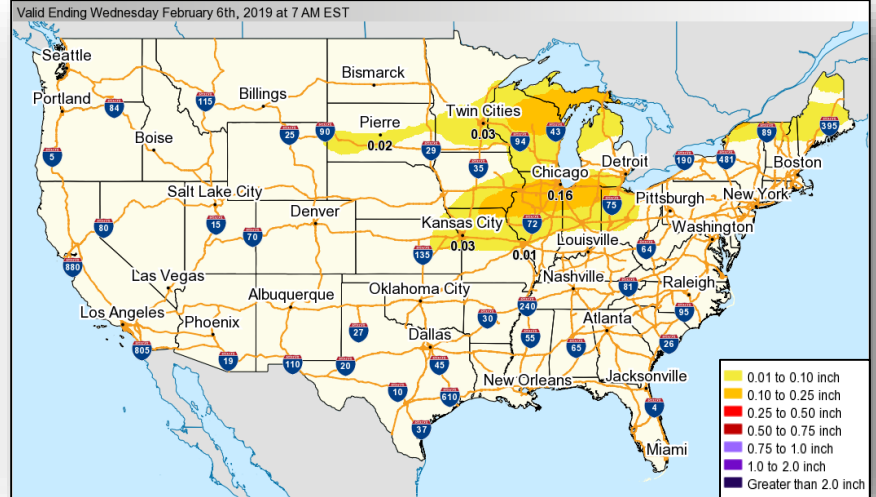
FEMA



Winter Precipitation Outlook



Forecast Snowfall

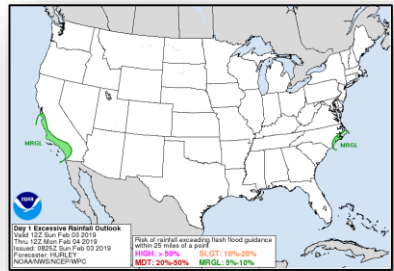
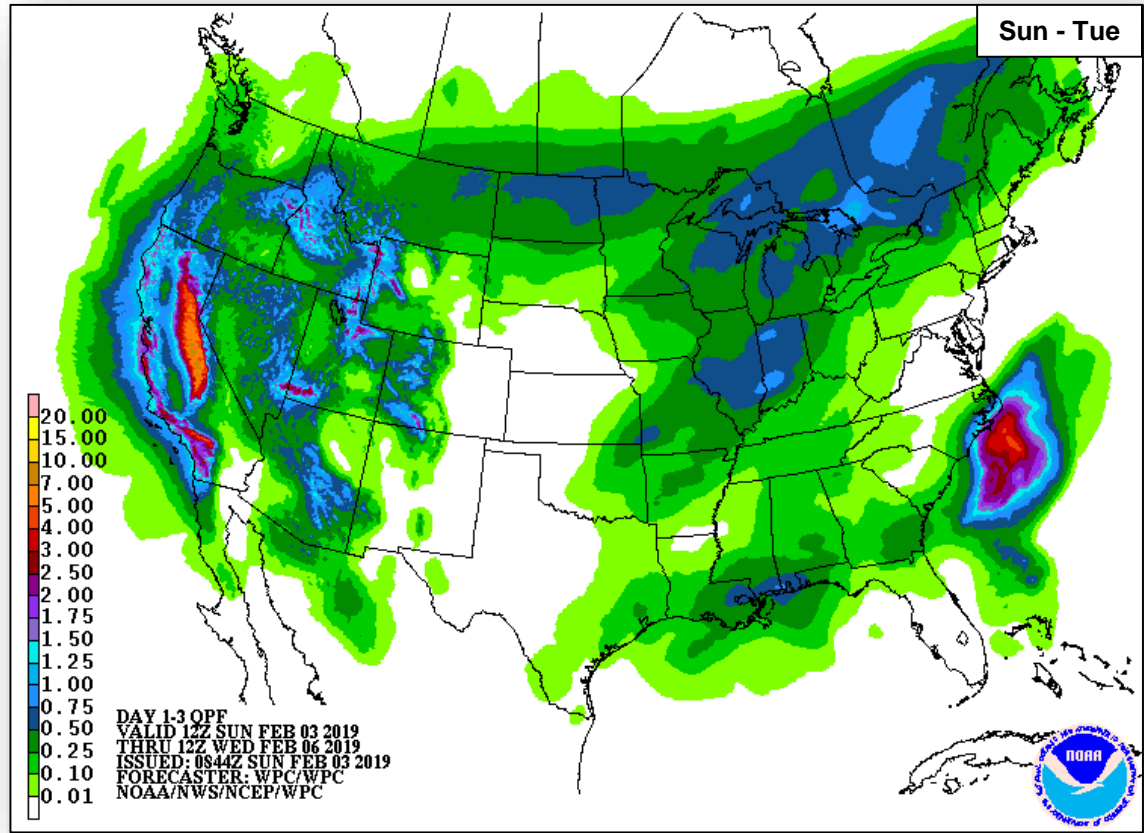


Forecast Ice Accumulation

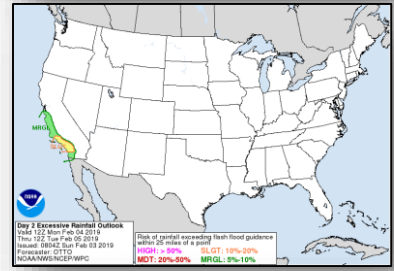
Precipitation Forecast



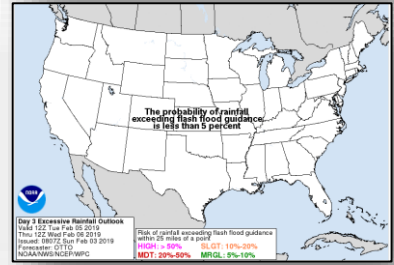
FEMA



Sun

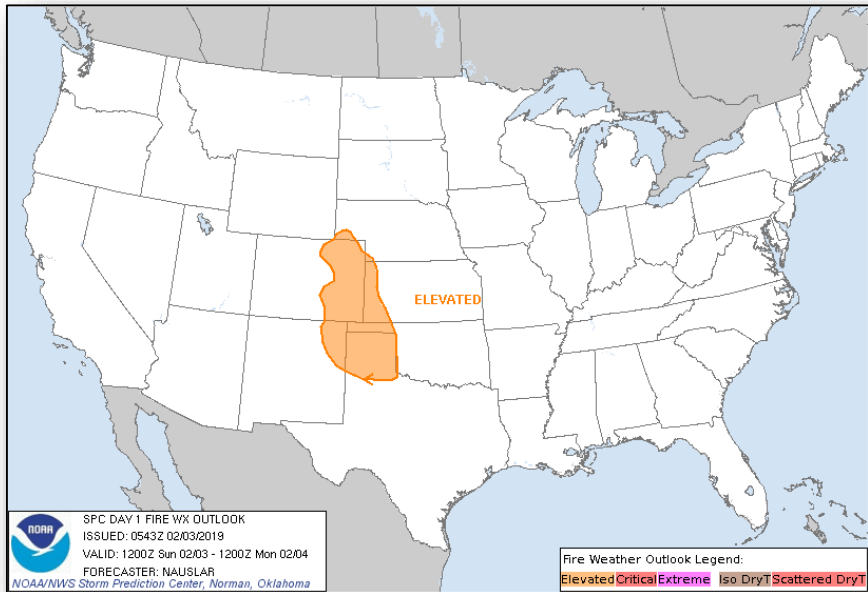


Mon

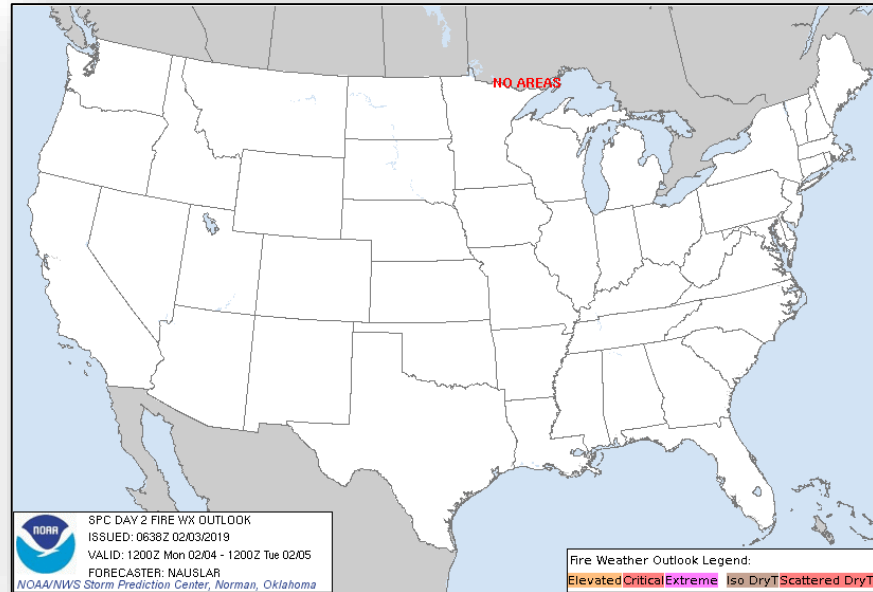


Tue

Fire Weather Outlook



Sunday

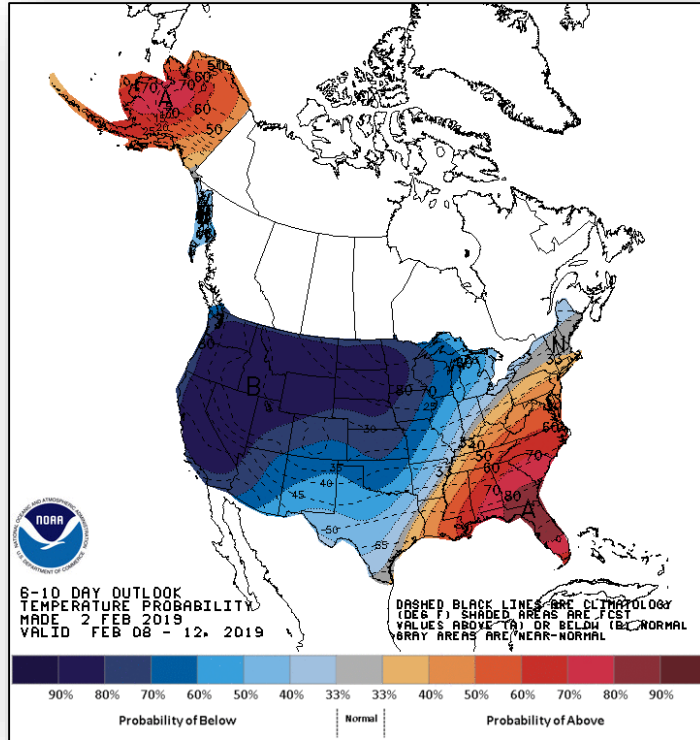


Monday

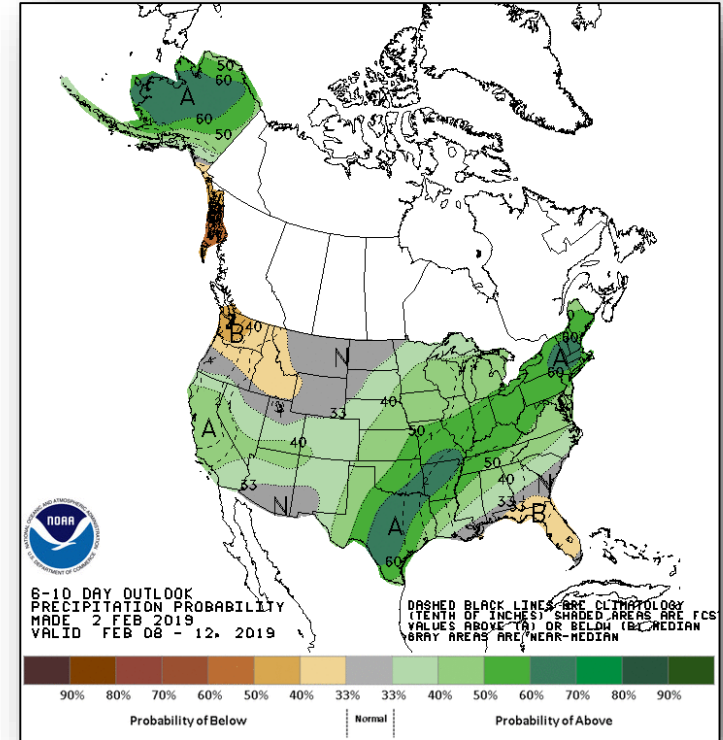
Long Range Outlooks – Feb 8-12



FEMA



6 - 10 Day Temperature Probability



6 - 10 Day Precipitation Probability

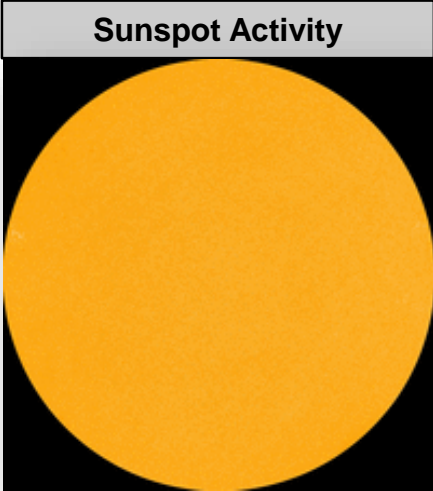

Space Weather



FEMA

	Space Weather Activity	Geomagnetic Storms	Solar Radiation	Radio Blackouts
Past 24 Hours	None	None	None	None
Next 24 Hours	None	None	None	None

For further information on NOAA Space Weather Scales refer to: <http://www.swpc.noaa.gov/noaa-scales-explanation>



Joint Preliminary Damage Assessments



FEMA

Region	State / Location	Event	IA / PA	Number of Counties		Start – End
				Requested	Completed	
X	WA	Winter storms, high winds, flooding, mudslides, landslides, and tornado December 10 - 25, 2018	IA	0	0	N/A
			PA	14	0	1/30 – TBD

Disaster Requests & Declarations



FEMA

Declaration Requests in Process					Requests APPROVED (since last report)	Requests DENIED (since last report)
4	IA	PA	HM	Date Requested	0	0
LA – (Appeal) DR Flooding		X	X	October 26, 2018		
TX – DR Severe Storms and Flooding	X	X	X	October 30, 2018		
KS – DR Severe Storms, Straight-line Winds, and Flooding		X	X	November 14, 2018		
VT – DR Severe Winter Storm		X	X	January 4, 2019		

Readiness – Deployable Teams and Assets



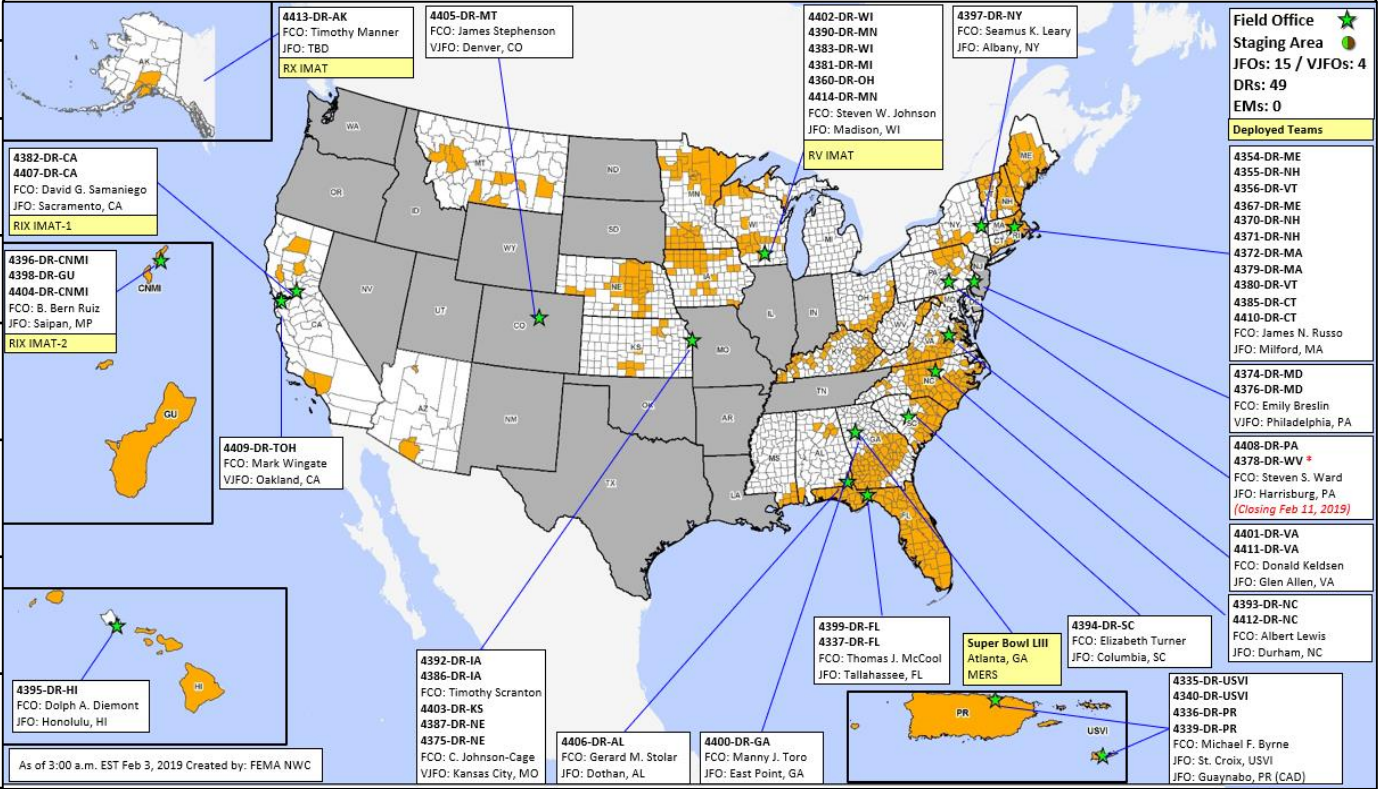
FEMA

National and Regional Resources

IM Workforce	Strength: 12,709
	Available: 4012 / 32%
	Other: 3,362
Deployed: 5,335	
N-IMAT	East: Available
	West: Available
	Crisis: Available
Regional IMAT (4-6 Teams)	Assigned: 13
	Available: 4
	PMC / NMC: 5
	Deployed: 4
N-ISB Teams (3 Teams)	Team A: Available
	Team B: Available
	Team C: Available
	Assigned: 28
US&R (>66%)	Available: 27
	PMC / NMC: 1
	Deployed: 0
MERS (>66%)	Assigned: 36
	Available: 35
	PMC / NMC: 0
	Deployed: 1
FCO (=2 Type I)	Assigned: 30
	Available: 4
	PMC / NMC: 0
	Deployed: 26
FDRC (=2)	Assigned: 13
	Available: 2
	PMC / NMC: 0
	Deployed: 11

Cadres with 25% or Less Availability

ADR 15% (8/52); EHP 8% (34/454); ER 14% (6/43); FL 20% (33/163); HM 22% (236/1061); LOG 21% (270/1292); PA-NEW 9% (183/2061); PLAN 25% (91/364); SAF 10% (6/59); SEC 17% (21/121)



FEMA Readiness – Activation Teams



FEMA

Status		Activated Team	Activation Level	Activation Times	Reason / Comments
NWC (5 Teams)	Steady State				
NRCC (2 Teams)	Available				Blue Team on standby
HLT	Available				
RWC / MOCs (10 Regions)	Activated	Region IV	Enhanced Watch	February 1- 4 24/7	Superbowl LIII
RRCCs (10 Regions)	Available				

Backup Regions: IV, VI, and VIII



FEMA

FEMA's mission is helping people before, during, and after disasters.

Click [here](#) to subscribe to this briefing.