

The Disaster Center is dedicated to the idea that disaster mitigation is cost effective and individuals pursuing their own interest are the greatest potential force for disaster reduction.

Please consider making a small donation to the Disaster Center



When disaster mitigation is cost effective, we are on the road to bringing disasters to an end.



FEMA

Daily Operations Briefing

Tuesday, February 12, 2019

8:30 a.m. EST

Significant Activity – Feb 11-12



FEMA

Significant Events: None

Significant Weather:

- Heavy snow possible - Pacific Northwest into northern CA and Northern Rockies; Great Lakes to Northeast
- Freezing rain possible - Great Lakes to Northeast
- Heavy rain, thunderstorms and flash flooding possible - Tennessee and Ohio valleys
- Elevated Fire Weather - Southern Plains

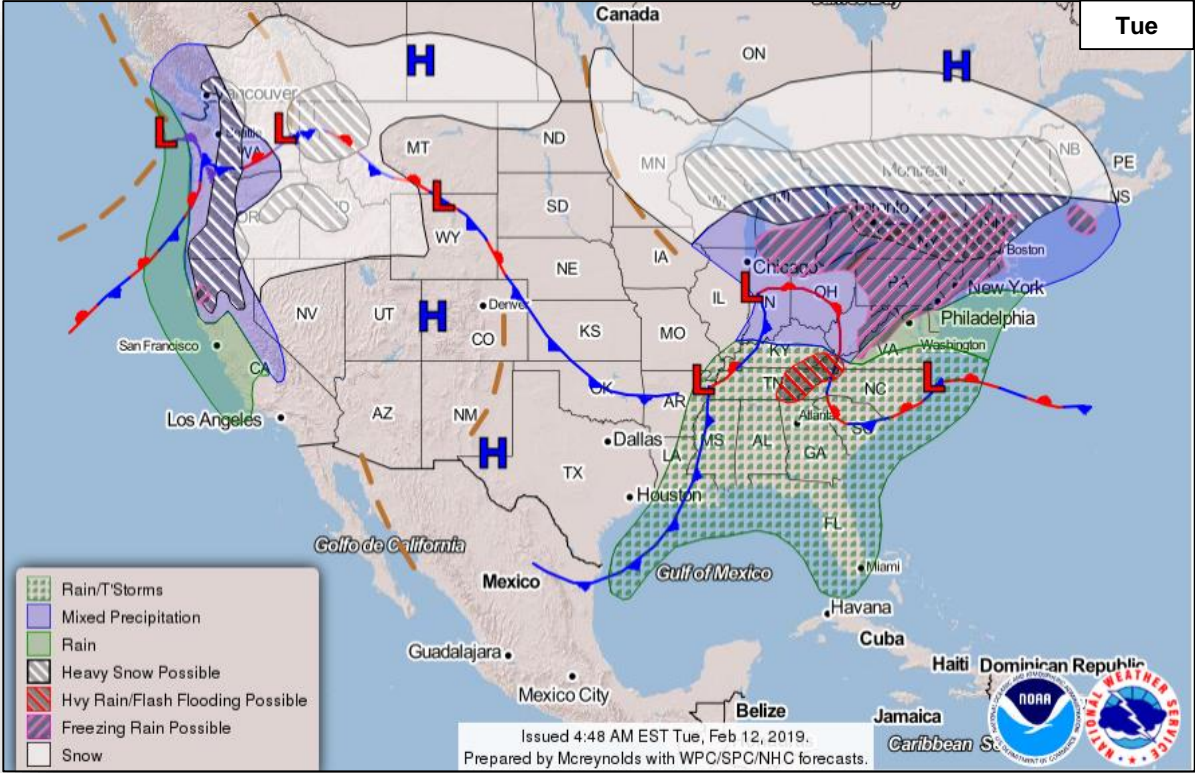
Tropical Activity: No activity affecting U.S. interests

Declaration Activity: None

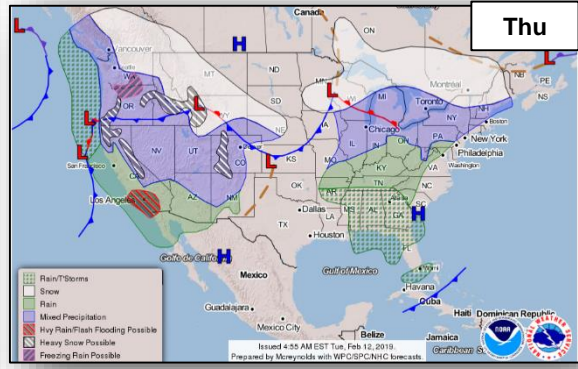
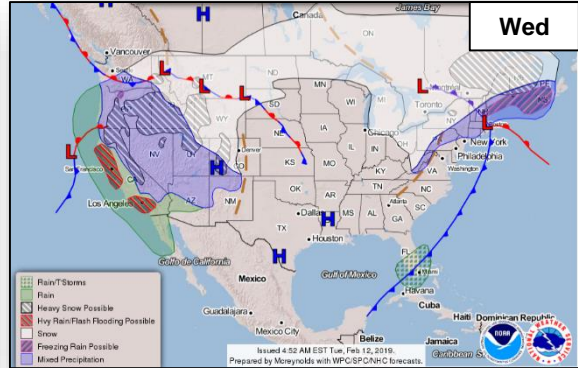
National Weather Forecast



FEMA



- Rain/T'Storms
- Mixed Precipitation
- Rain
- Heavy Snow Possible
- Hvy Rain/Flash Flooding Possible
- Freezing Rain Possible
- Snow

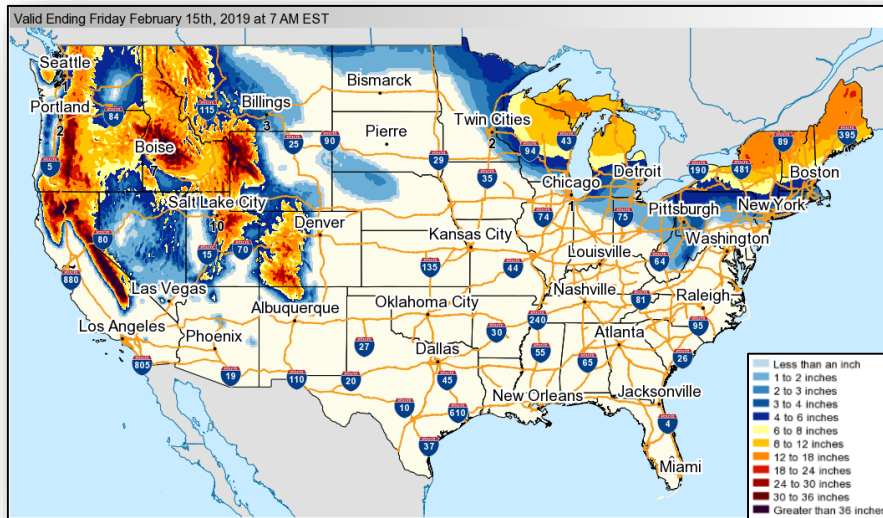


- Rain/T'Storms
- Snow
- Mixed Precipitation
- Hvy Rain/Flash Flooding Possible
- Heavy Snow Possible
- Freezing Rain Possible

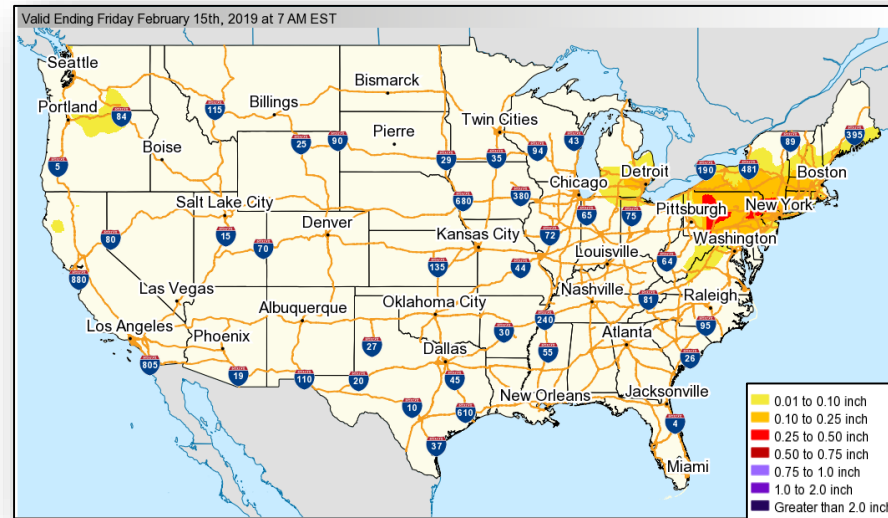
Winter Precipitation Outlook



FEMA



Forecast Snowfall

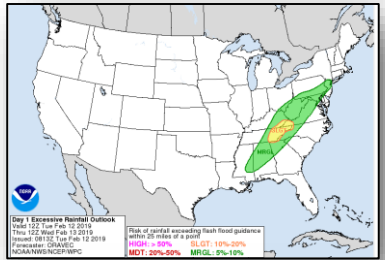
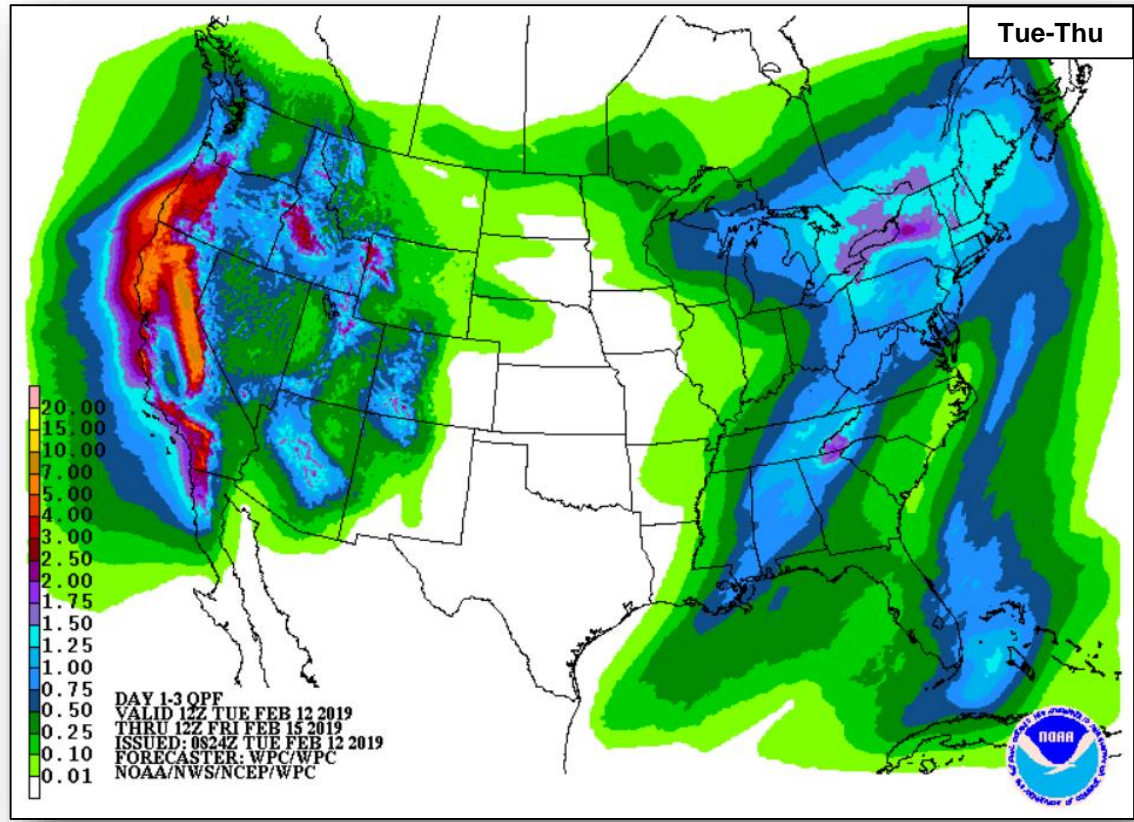


Forecast Ice Accumulation

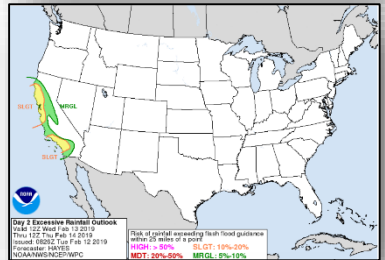
Precipitation Forecast



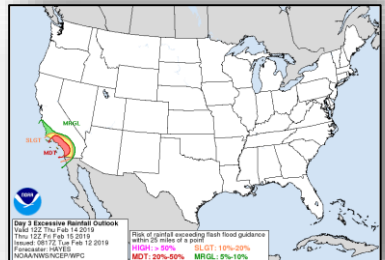
FEMA



Tue

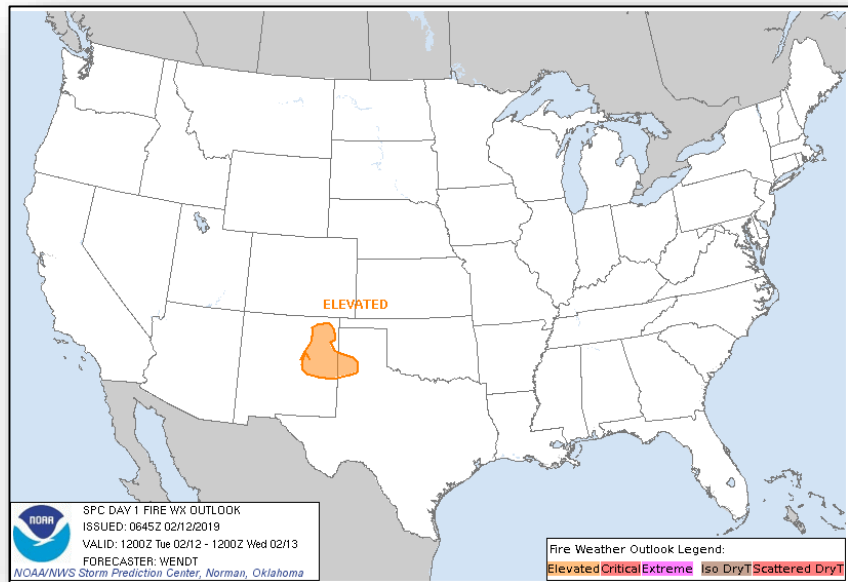


Wed

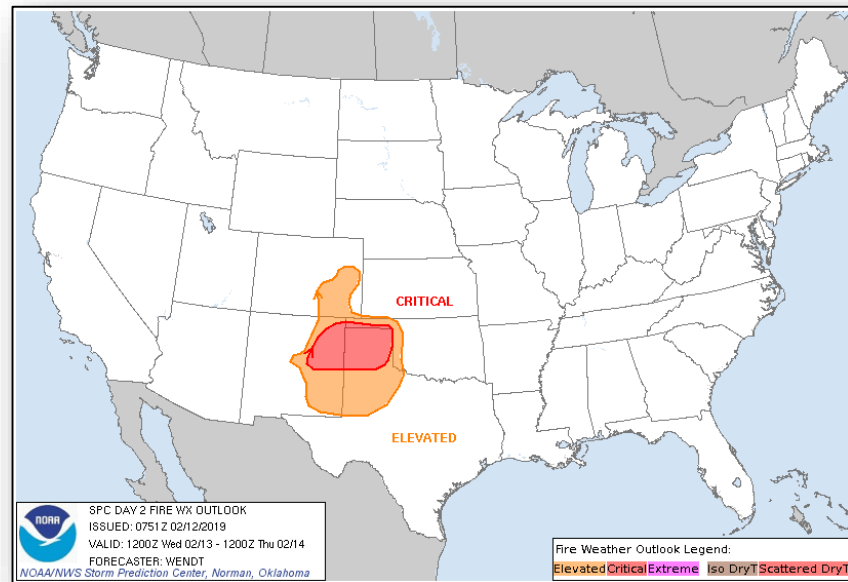


Thu

Fire Weather Outlook



Tuesday

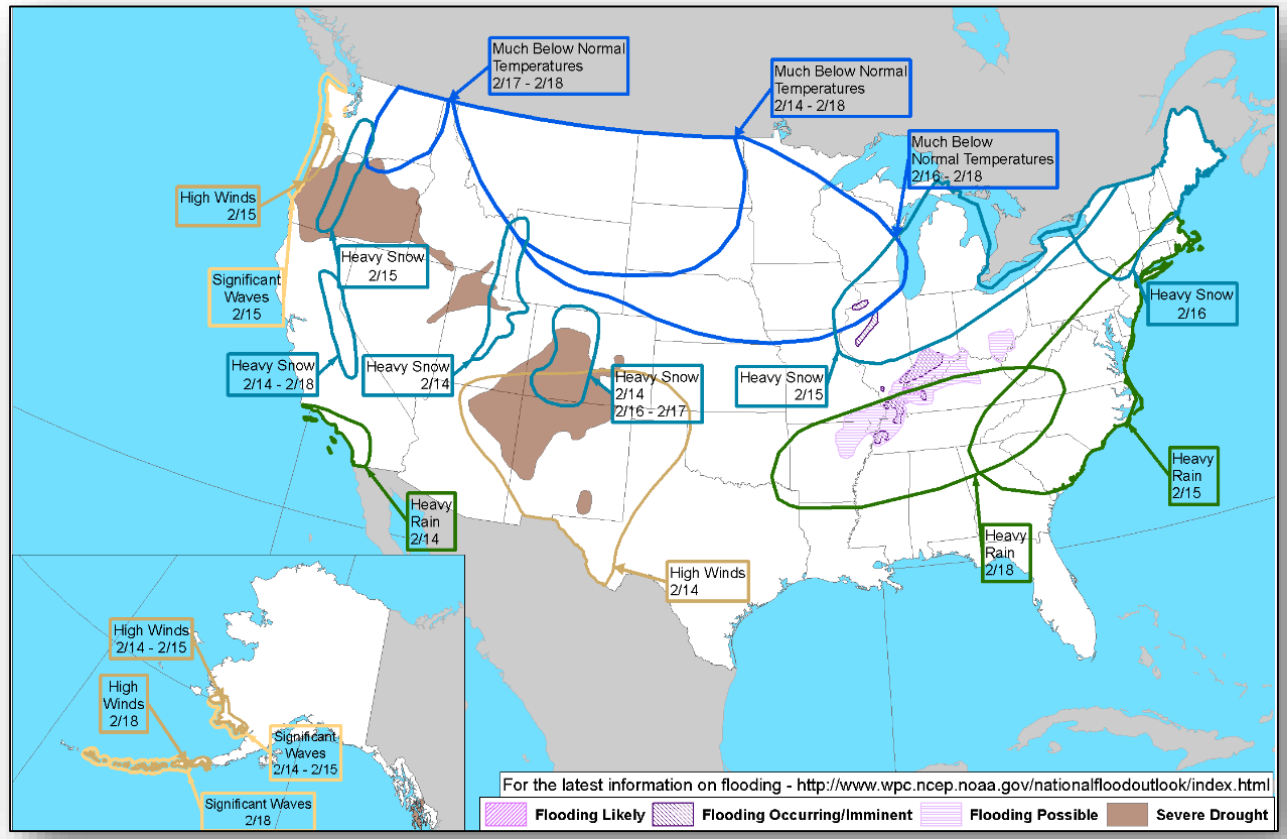


Wednesday

Hazards Outlook – Feb 14-18



FEMA



Disaster Requests & Declarations



FEMA

Declaration Requests in Process					Requests APPROVED (since last report)	Requests DENIED (since last report)
4	IA	PA	HM	Date Requested	0	0
TX – DR Severe Storms and Flooding	X	X	X	October 30, 2018		
KS – DR Severe Storms, Straight-line Winds, and Flooding		X	X	November 14, 2018		
VT – DR Severe Winter Storm		X	X	January 4, 2019		
MS – DR Severe Storms, Tornado, and Flooding		X	X	February 6, 2019		

Readiness – Deployable Teams and Assets



FEMA

National and Regional Resources		Cadres with 25% or Less Availability	
IM Workforce	Strength: ▲ 12,877	ADR 21% (11/52); DI 25% (24/96); EHP 7% (33/455); ER 8% (4/52); FL 19% (32/169); HM 21% (231/1078); LOG 19% (257/1322); PA-NEW 9% (182/2096); PLAN 25% (95/375); SAF 17% (10/59); SEC 18% (21/120)	
	Available: ▲ 4,100 / 32%		
	Other: 3,438		
	Deployed: ▼ 5,339		
N-IMAT	East: Available	Field Office Staging Area ★ JFOs: 14 / VJFOs: 5 DRs: 48 EMs: 0 Deployed Teams	
	West: Available		
	Crisis: Available		
Regional IMAT (4-6 Teams avail)	Assigned: 13	4382-DR-CA 4407-DR-CA FCO: David G. Samaniego JFO: Sacramento, CA RIX IMAT-1	
	Available: 5		
	PMC / NMC: 4		
	Deployed: 4		
N-ISB Teams (3 Teams)	Team A: Available	4409-DR-TOH FCO: Mark Wingate JFO: Oakland, CA	
	Team B: Available		
	Team C: Available		
US&R (>66%)	Assigned: 28	4396-DR-CNMI 4398-DR-GU 4404-DR-CNMI FCO: B. Bern Ruiz JFO: Salpan, MP RIX IMAT-2	
	Available: 27		
	PMC / NMC: 1		
	Deployed: 0		
MERS (>66%)	Assigned: 36	4392-DR-IA 4386-DR-IA FCO: Timothy Scranton	
	Available: 35		
	PMC / NMC: 0		
	Deployed: 1		
FCO (≤2 Type II/III)	Assigned: 29	4403-DR-KS 4387-DR-NE 4375-DR-NE FCO: C. Johnson-Cage JFO: Kansas City, MO	
	Available: 4		
	PMC / NMC: 0		
	Deployed: 25		
FDRC (≥3)	Assigned: 13	4400-DR-GA FCO: Manny J. Toro JFO: East Point, GA LNO	
	Available: 3		
	PMC / NMC: 0		
	Deployed: 10		
		4406-DR-AL FCO: Gerard M. Stolar JFO: Dothan, AL	
		4399-DR-FL 4337-DR-FL FCO: Thomas J. McCool JFO: Tallahassee, FL	
		4394-DR-SC FCO: Elizabeth Turner JFO: Columbia, SC	
		4395-DR-HI FCO: Dolph A. Diemont JFO: Honolulu, HI	
		4393-DR-NC 4412-DR-NC FCO: Albert Lewis JFO: Durham, NC	
		4395-DR-USVI 4340-DR-USVI 4336-DR-PR 4339-DR-PR FCO: Michael F. Byrne JFO: St. Croix, USVI JFO: Guaynabo, PR (CAD)	
		DCE Exercise RII IMAT	

As of 3:00 a.m. EST Feb 12, 2019 Created by: FEMA NWC

FEMA Readiness – Activation Teams



FEMA

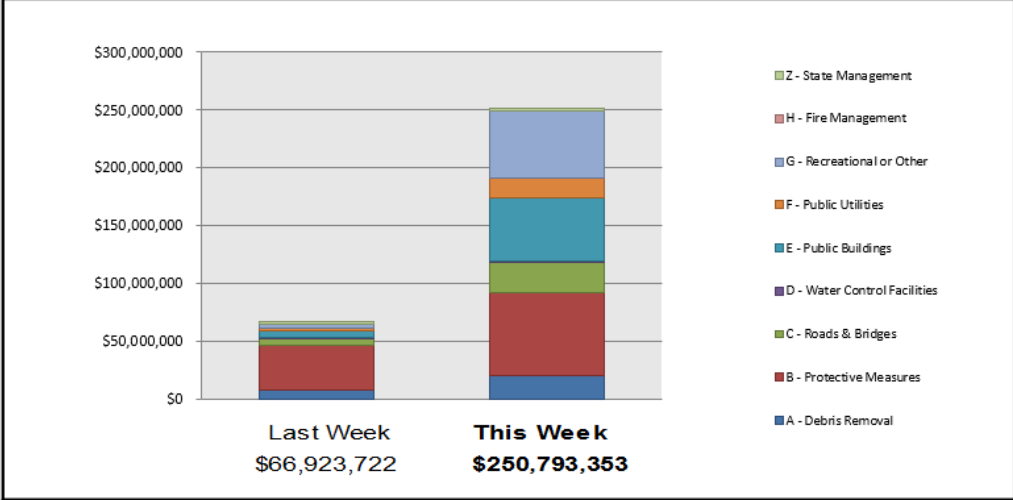
Status		Activated Team	Activation Level	Activation Times	Reason / Comments
NWC (5 Teams)	Steady State				
NRCC (2 Teams)	Available				Primary - Blue Team
HLT	Available				
RWC / MOCs (10 Regions)	Steady State				
RRCCs (10 Regions)	Available				

Backup Regions: **VIII, I and II**

Public Assistance Grant Program

PA Project Worksheets Obligated in past week, as of 02/11/19 at 1500 EDT										
PA Category	Emergency Work		Permanent Work					H - Fire Management	Z - State Management	Total
	A - Debris Removal	B - Protective Measures	C - Roads & Bridges	D - Water Control Facilities	E - Public Buildings	F - Public Utilities	G - Recreational or Other			
Number Of PWs Obligated	106	151	159	13	107	54	55	0	66	711
Federal Share Obligated	\$20,469,088	\$71,774,218	\$26,290,519	\$333,205	\$54,593,631	\$17,908,222	\$58,099,604	\$0	\$1,324,865	\$250,793,353

Public Assistance Obligated per Category In the Past 2 Weeks – 1/28/2019 through 2/11/2019

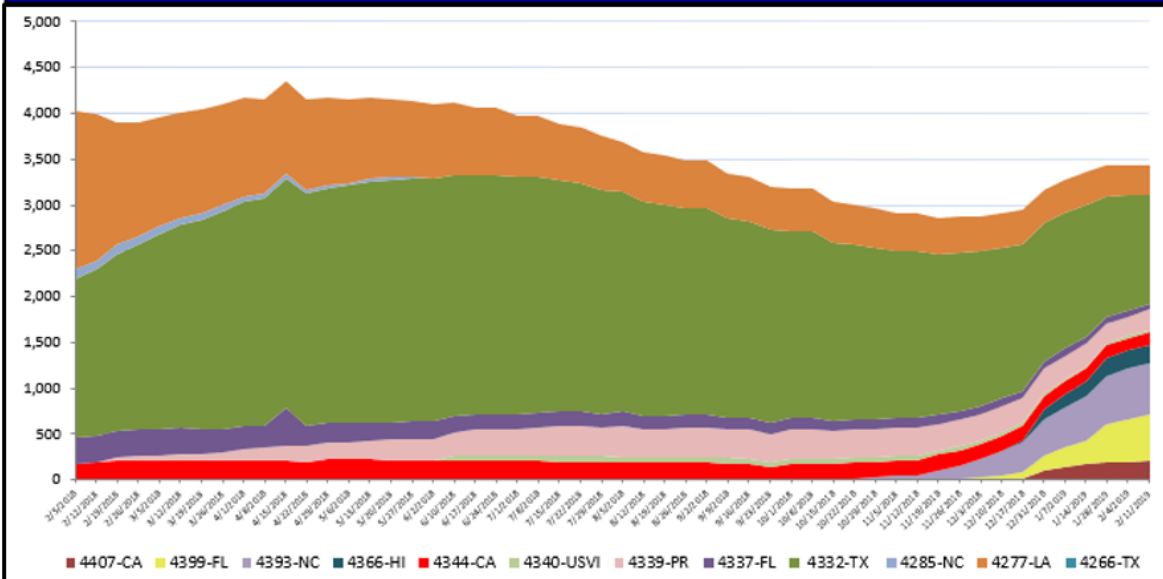


This weeks PA Highlights

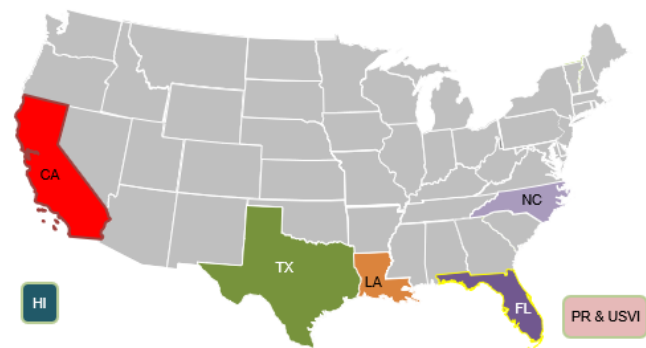
- In 4339-PR
 - \$41.6 Million obligated for Category B – Protective Measures
 - \$19 Million obligated for Category E – Public Buildings
- In 4337-FL
 - \$20 Million obligated for Category G – Recreational or Other
- In 4085-NY
 - \$15 Million obligated for Category E – Public Buildings

Direct Housing

Total Households in FEMA Direct Housing per State Past Year per Week, 1/29/2018 – 2/4/2019,
There are currently **3,224** Households Occupying **3,224** Temporary Units



DR	IA Declaration Date	Program End Date	Current # of Households in Direct Housing (Weekly Change)
4407-CA	11/12/2018	5/12/2020	212 (+15)
4399-FL	10/11/2018	4/11/2020	496 (+32)
4393-NC	9/14/2018	3/14/2020	558 (+3)
4366-HI	5/11/2018	11/11/2019	6 (0)
4344-CA	10/10/2017	4/10/2019	134 (-2)
4340-USVI	9/20/2017	3/20/2019	22 (-3)
4339-PR	9/20/2017	3/20/2019	225 (+15)
4337-FL	9/10/2017	3/10/2019	55 (-4)
4332-TX	8/25/2017	2/25/2019	1,190 (-69)
4277-LA	8/14/2016	1/15/2019	326 (-6)



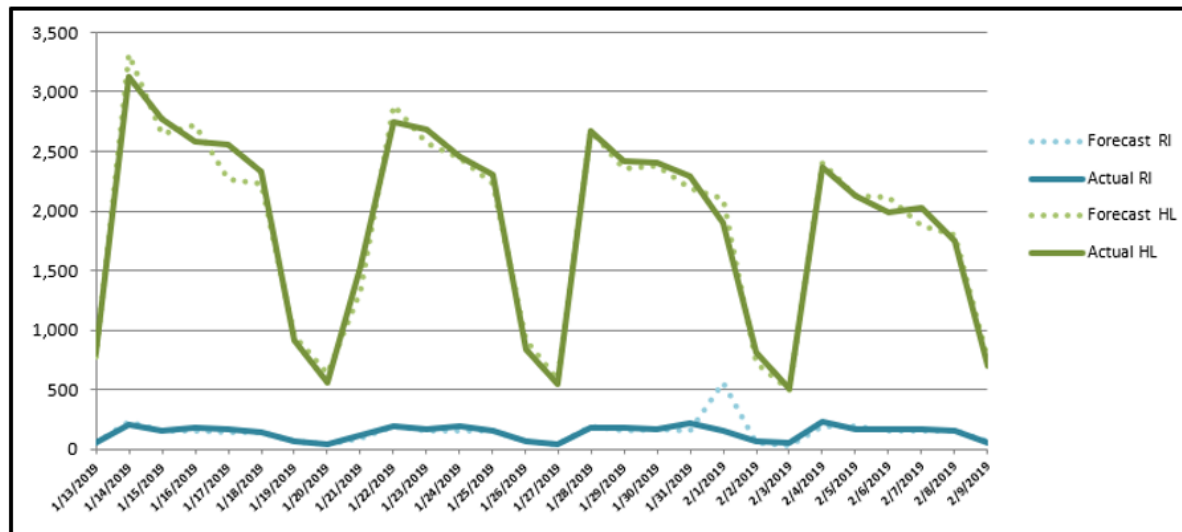
States with Currently Occupied Units

NPSC Call Activity

NPSC Call Activity in the Past Week		
2/03/2019 through 2/09/2019		
Call Type	Projected Calls	Actual Calls
Registration Intake:	948	995
Helpline:	11,565	11,468
Combined:	12,513	12,463

NPSC Call Forecasting and Actual Calls Over the Past 4 Weeks

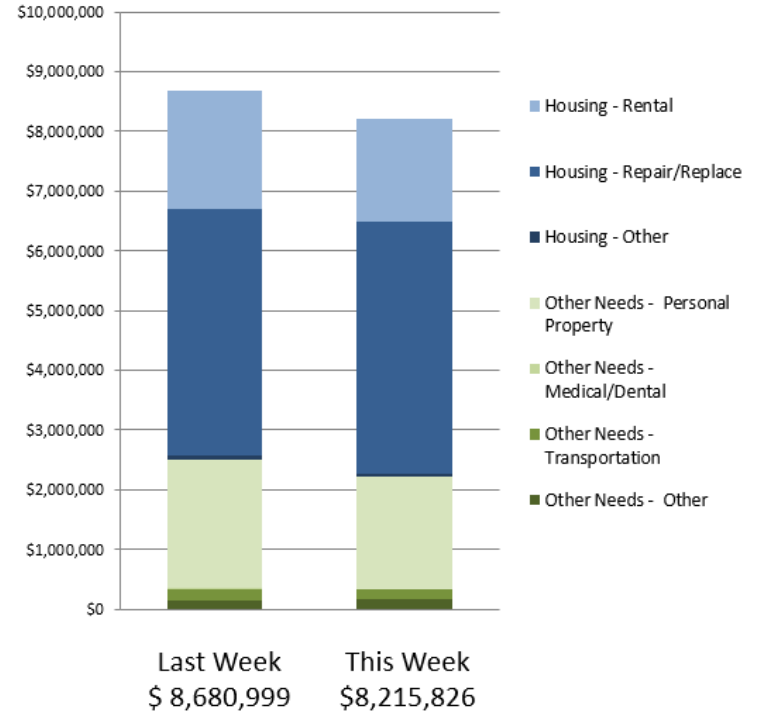
1/13/2019 through 2/9/2019



Individual Assistance Activity

IHP Approved per Category in the Past 2 Weeks – 1/28/2019 through 2/11/2019

Individuals and Households Program Activity As Of: 2/11/19					
	In Past 7 Days		Cumulative		
	Applicants Approved	Amount Approved	Applicants Approved	Amount Approved	
Open Registration Period	4407-CA Declared 11-12-2018 End Of Reg Period 02-15-2019				
	Housing Assistance	121	\$666,204.55	7,331	\$47,992,906.22
	Other Needs Assistance	91	\$442,973.43	3,991	\$25,249,670.86
	Total IHP	\$1,109,177.98		\$73,242,577.08	
	Average IHP			\$9,519	
	Total Max Grants			832	
	4413-AK Declared 01-31-2019 End Of Reg Period 04-01-2019				
	Housing Assistance	40	\$222,828.74	40	\$222,828.74
	Other Needs Assistance	2	\$4,443.73	2	\$4,443.73
	Total IHP	\$227,272.47		\$227,272.47	
Average IHP			\$5,543		
Total Max Grants			1		
Other IHP Active	17 Declarations IHP Programmatically Open - Closed Registration *				
	Housing Assistance	1,745	\$5,108,255.20		
	Other Needs Assistance	887	\$1,771,120.07		
	Total IHP	\$6,879,375.27			
	Total IHP Approved in Past Week	\$8,215,825.72			





FEMA

FEMA's mission is helping people before, during, and after disasters.

Click [here](#) to subscribe to this briefing.