

The Disaster Center is dedicated to the idea that disaster mitigation is cost effective and individuals pursuing their own interest are the greatest potential force for disaster reduction.

Please consider making a small donation to the Disaster Center



When disaster mitigation is cost effective, we are on the road to bringing disasters to an end.



FEMA

Daily Operations Briefing

Monday, February 11, 2019

8:30 a.m. EST

Winter Storms – Pacific Northwest FINAL



FEMA

Situation

A series of winter storms impacting the Western U.S. will continue to bring rounds of widespread snowfall to much of the Pacific Northwest, California, and into the Intermountain West

Lifeline Impacts

Energy: 4k customers without power across WA, down from a peak of 51k (*EAGLE-I*)

Transportation: Some roads remain closed (*WA DOT*)

State/Local Response

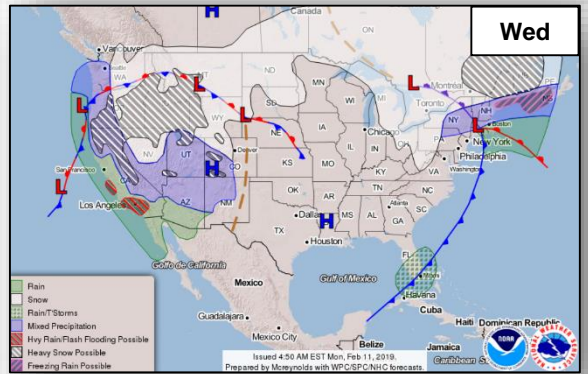
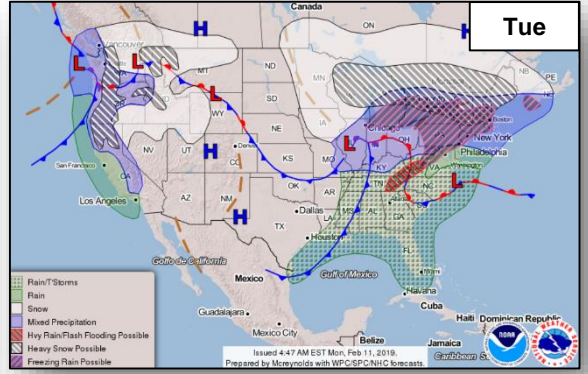
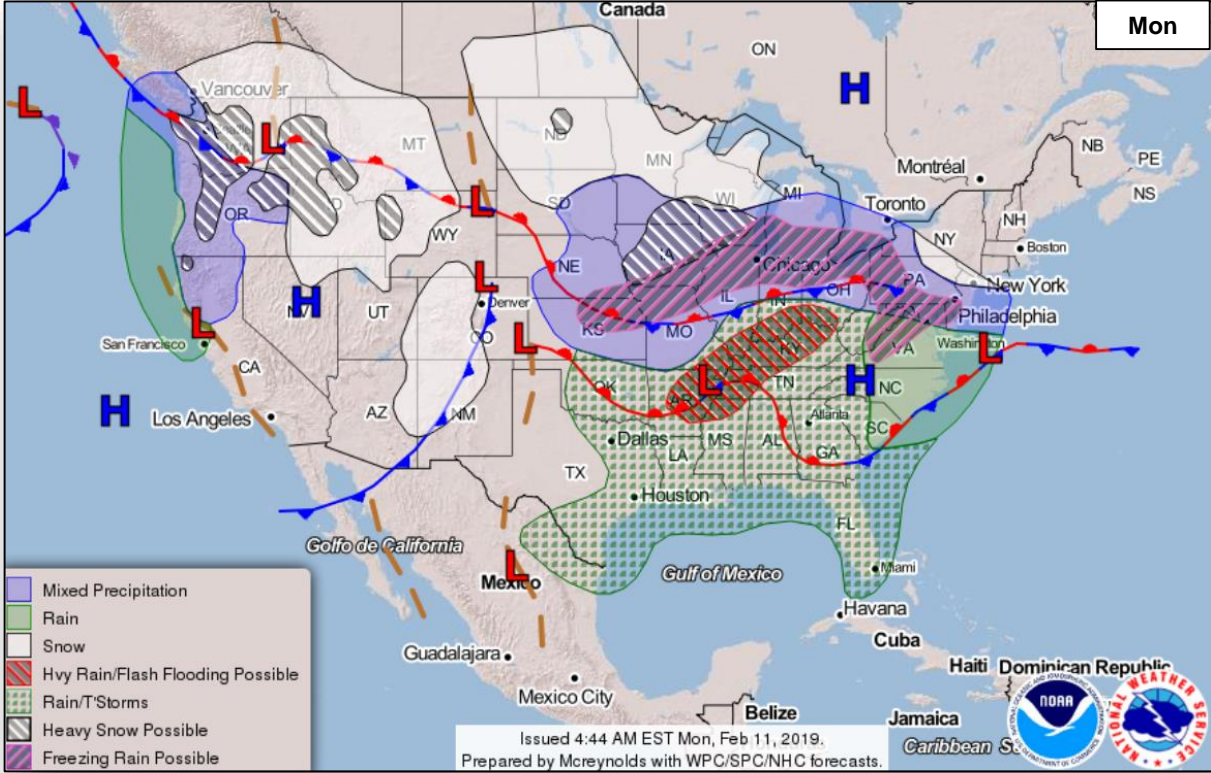
- WA EOC at Partial Activation; Governor declared a State of Emergency
- No FEMA assistance requested

FEMA Response

- Region X RWC at Steady State; monitoring winter storm events



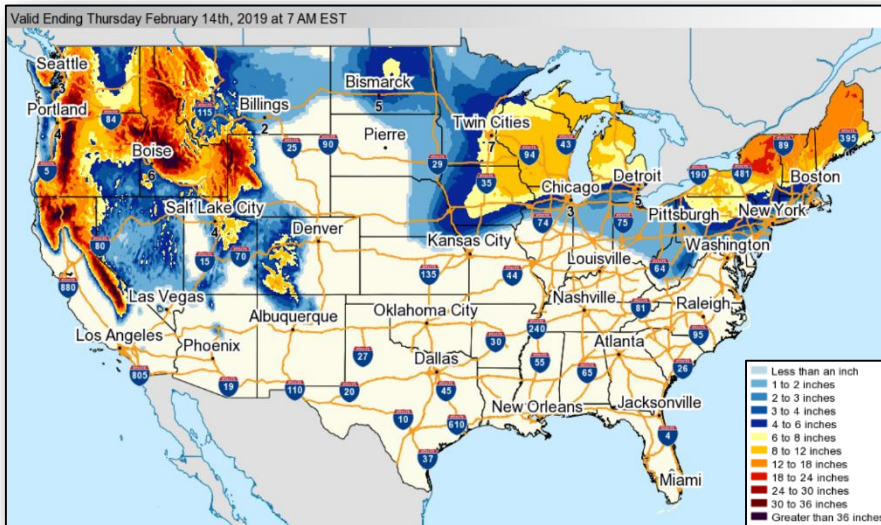
National Weather Forecast



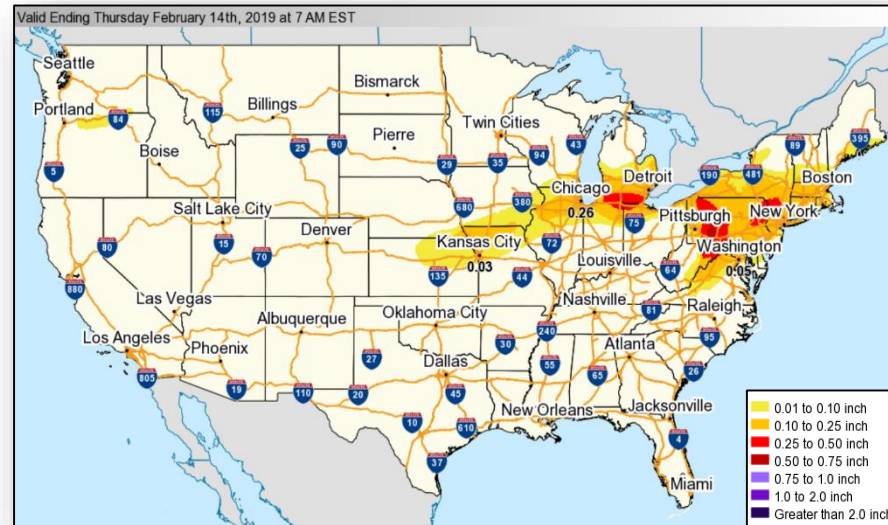
Winter Precipitation Outlook



FEMA



Forecast Snowfall

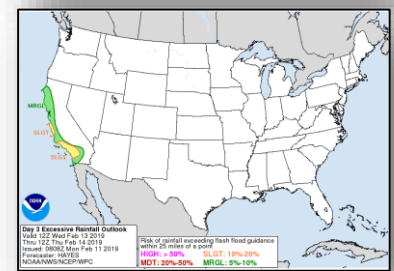
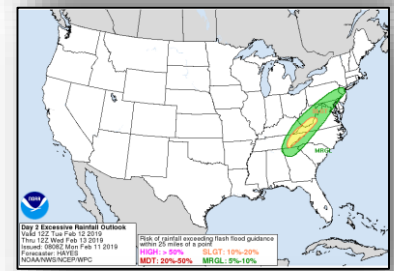
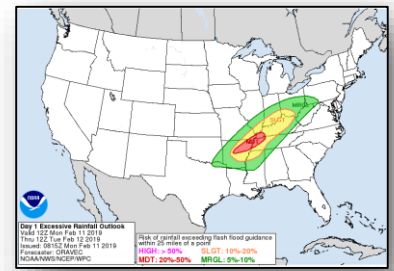
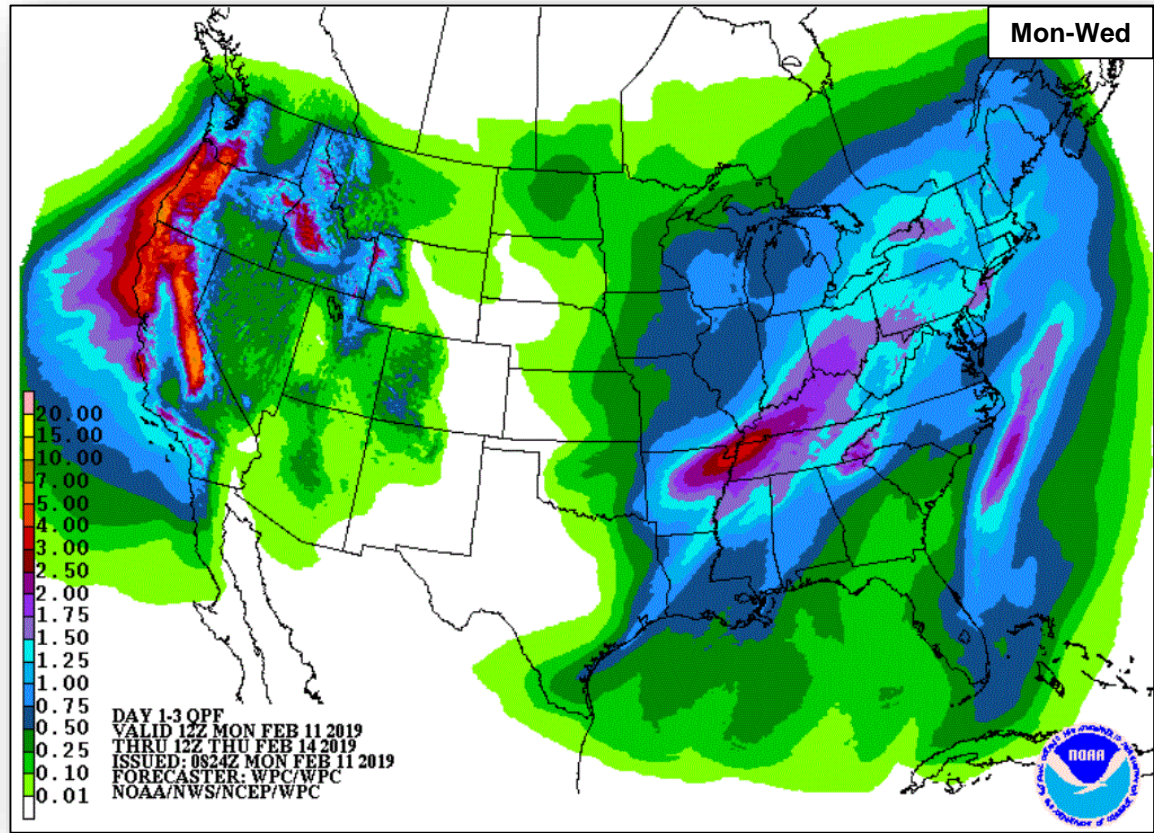


Forecast Ice Accumulation

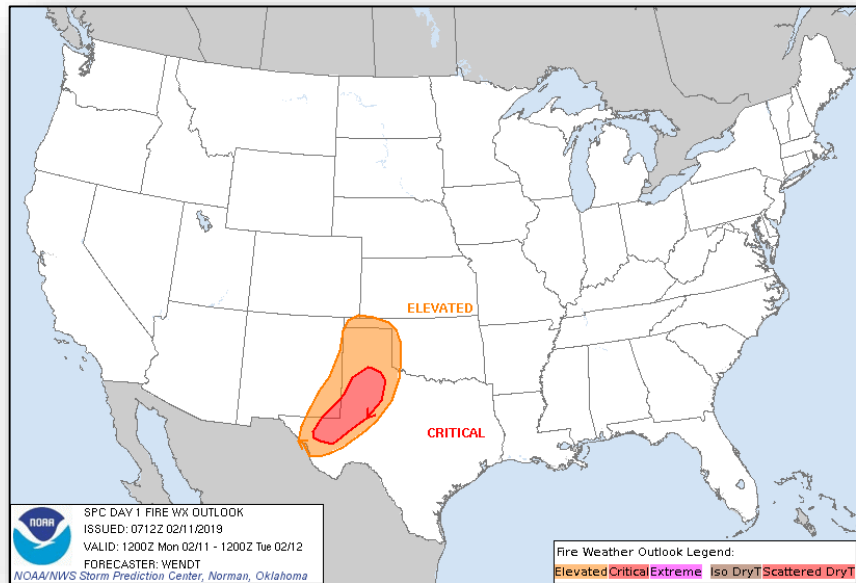
Precipitation Forecast



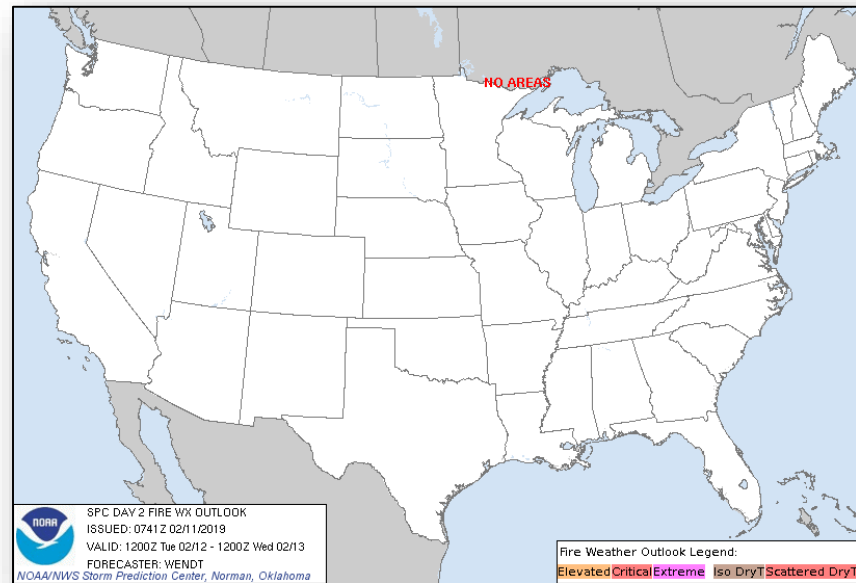
FEMA



Fire Weather Outlook



Monday

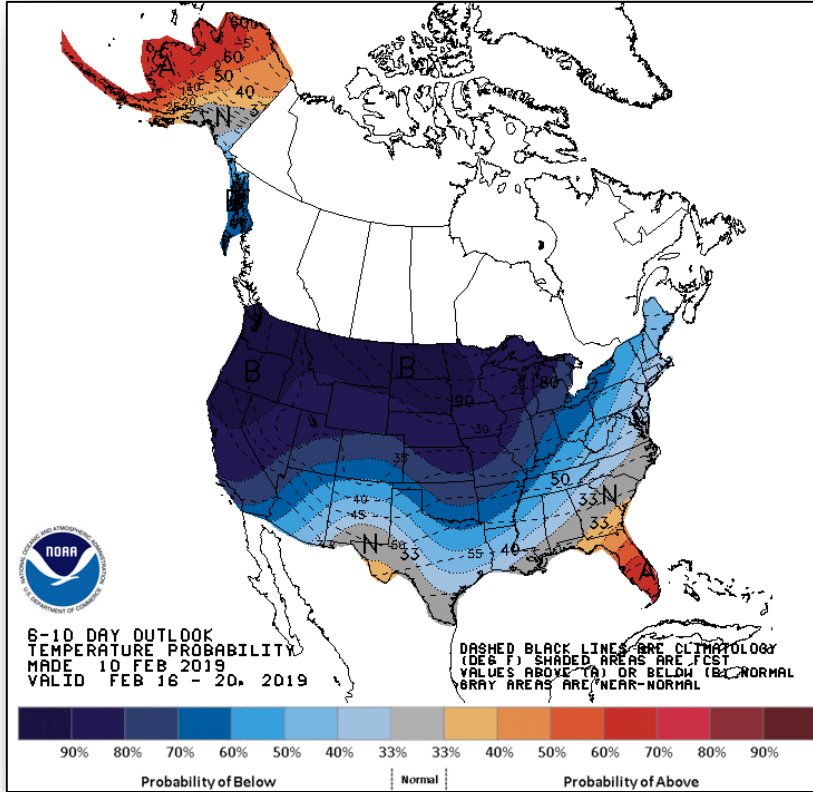


Tuesday

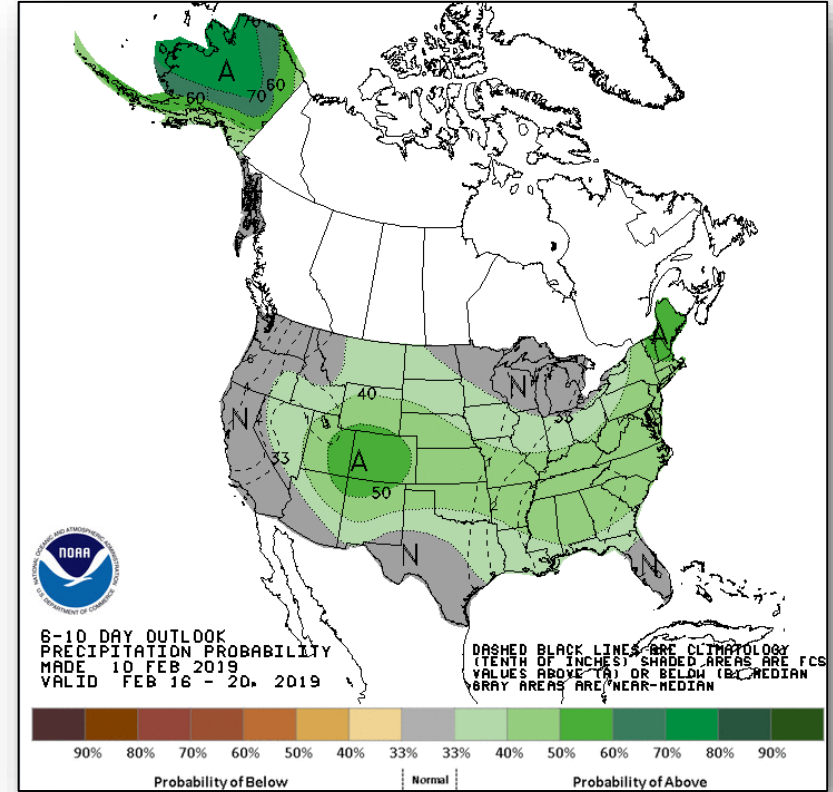
Long Range Outlooks – Feb 16-20



FEMA



6 - 10 Day Temperature Probability



6 - 10 Day Precipitation Probability

Joint Preliminary Damage Assessments



FEMA

Region	State / Location	Event	IA / PA	Number of Counties		Start – End
				Requested	Completed	
X	WA	Winter storms, high winds, flooding, mudslides, landslides, and tornado December 10 - 25, 2018	IA	0	0	N/A
			PA	14	14	1/30 – 2/7

Disaster Requests & Declarations



FEMA

Declaration Requests in Process					Requests APPROVED (since last report)	Requests DENIED (since last report)
4	IA	PA	HM	Date Requested	0	0
TX – DR Severe Storms and Flooding	X	X	X	October 30, 2018		
KS – DR Severe Storms, Straight-line Winds, and Flooding		X	X	November 14, 2018		
VT – DR Severe Winter Storm		X	X	January 4, 2019		
MS – DR Severe Storms, Tornado, and Flooding		X	X	February 6, 2019		

Readiness – Deployable Teams and Assets



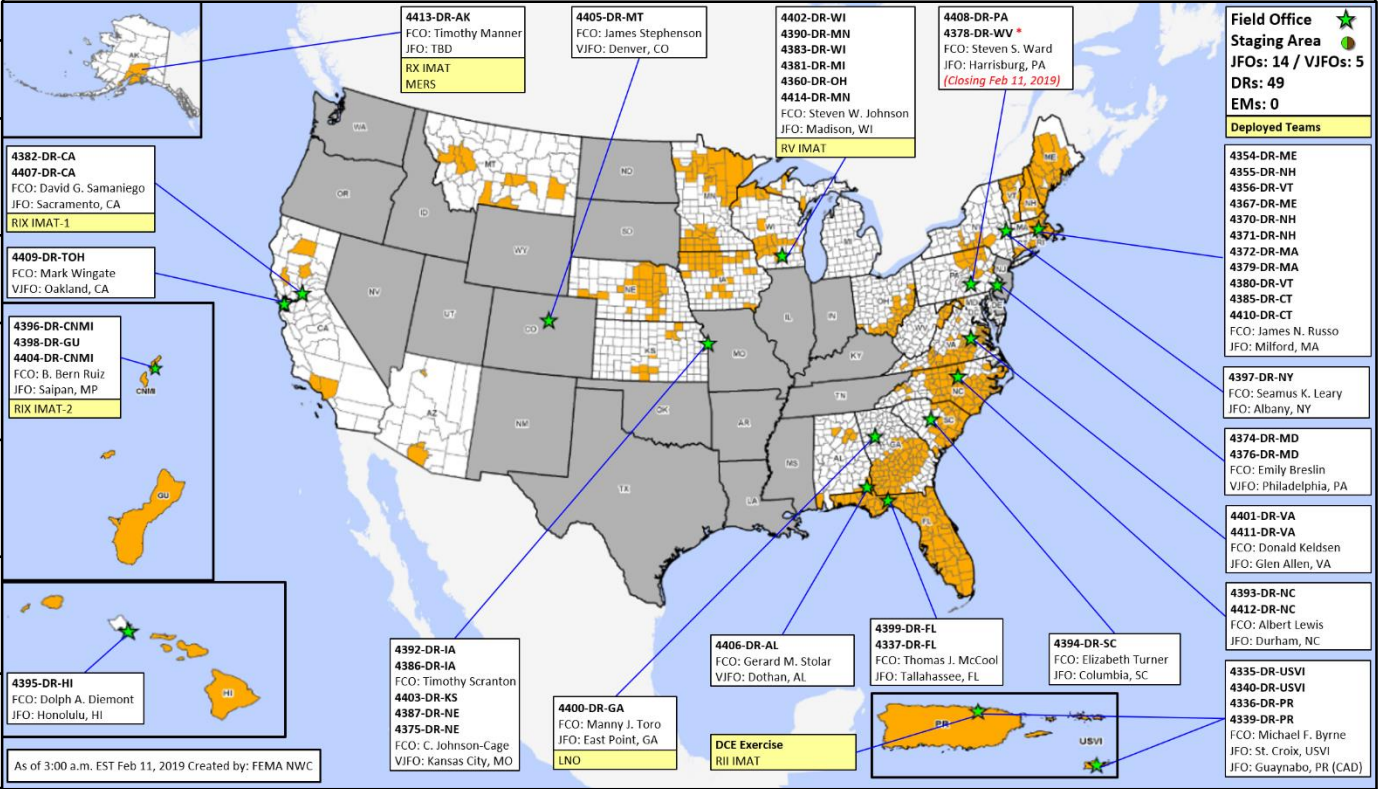
FEMA

National and Regional Resources

IM Workforce	Strength: ▲ 12,872 Available: ▲ 4,095 / 32% Other: 3,407 Deployed: ▼ 5,370
N-IMAT	East: Available West: Available Crisis: Available
Regional IMAT (4-6 Teams avail)	Assigned: 13 Available: 4 (+1) PMC / NMC: 5 (-1) Deployed: 4
N-ISB Teams (3 Teams)	Team A: Available Team B: Available Team C: Available
US&R (>66%)	Assigned: 28 Available: 27 PMC / NMC: 1 Deployed: 0
MERS (>66%)	Assigned: 36 Available: 35 PMC / NMC: 0 Deployed: 1
FCO (≤2 Type II/III)	Assigned: 29 Available: 4 PMC / NMC: 0 Deployed: 25
FDRC (≥3)	Assigned: 13 Available: 3 PMC / NMC: 0 Deployed: 10

Cadres with 25% or Less Availability

ADR 17% (9/52); EHP 8% (35/455); ER 6% (3/52); FL 20% (33/169); HM 22% (233/1079); LOG 19% (257/1322); PA 9% (196/2097); PLAN 25% (93/375); SAF 15% (9/59); SEC 17% (20/120)



FEMA Readiness – Activation Teams



FEMA

Status		Activated Team	Activation Level	Activation Times	Reason / Comments
NWC (5 Teams)	Steady State				
NRCC (2 Teams)	Available				Primary - Blue Team
HLT	Available				
RWC / MOCs (10 Regions)	Steady State				
RRCCs (10 Regions)	Available				

Backup Regions: VIII, I and II



FEMA

FEMA's mission is helping people before, during, and after disasters.

Click [here](#) to subscribe to this briefing.