

FEMA National Watch Center

# Daily Operations Briefing

Wednesday, February 1, 2023

8:30 a.m. ET



**FEMA**

# National Current Ops / Monitoring

---

## New Significant Incidents / Ongoing Ops

- No significant incidents / operations

## Hazard Monitoring

- Freezing rain – Southern Plains to the Tennessee Valley

---

## Disaster Declaration Activity

- Amendment No. 3 to FEMA-4684-DR-AL

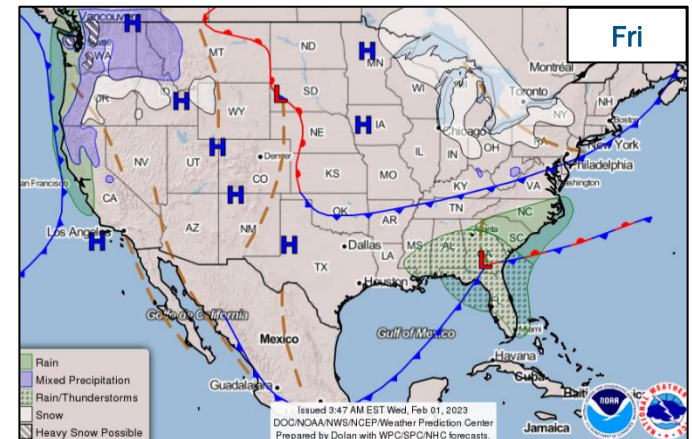
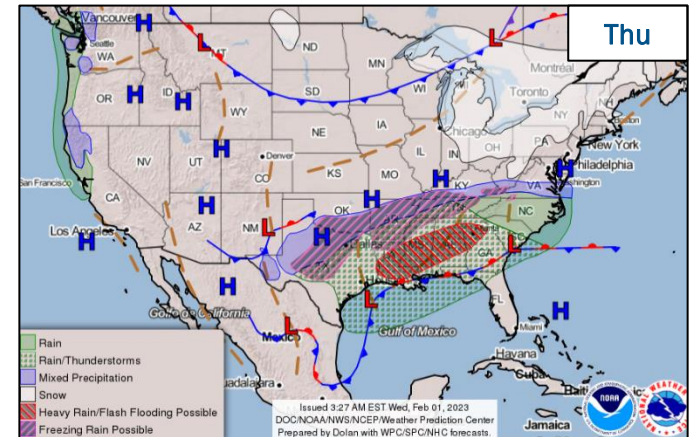
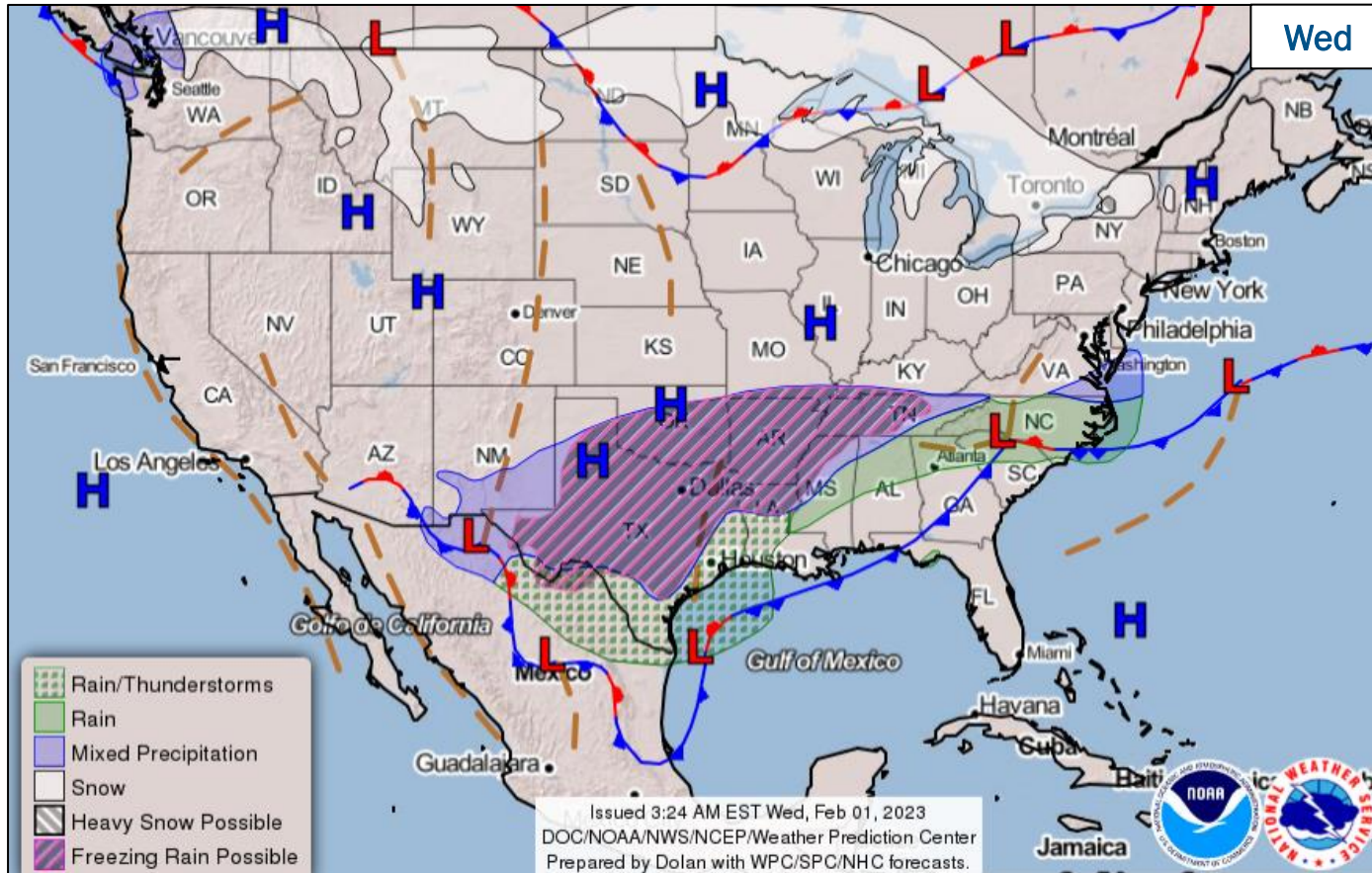
## Event Monitoring

- 2023 State of the Union – Washington DC – Feb 7



**FEMA**

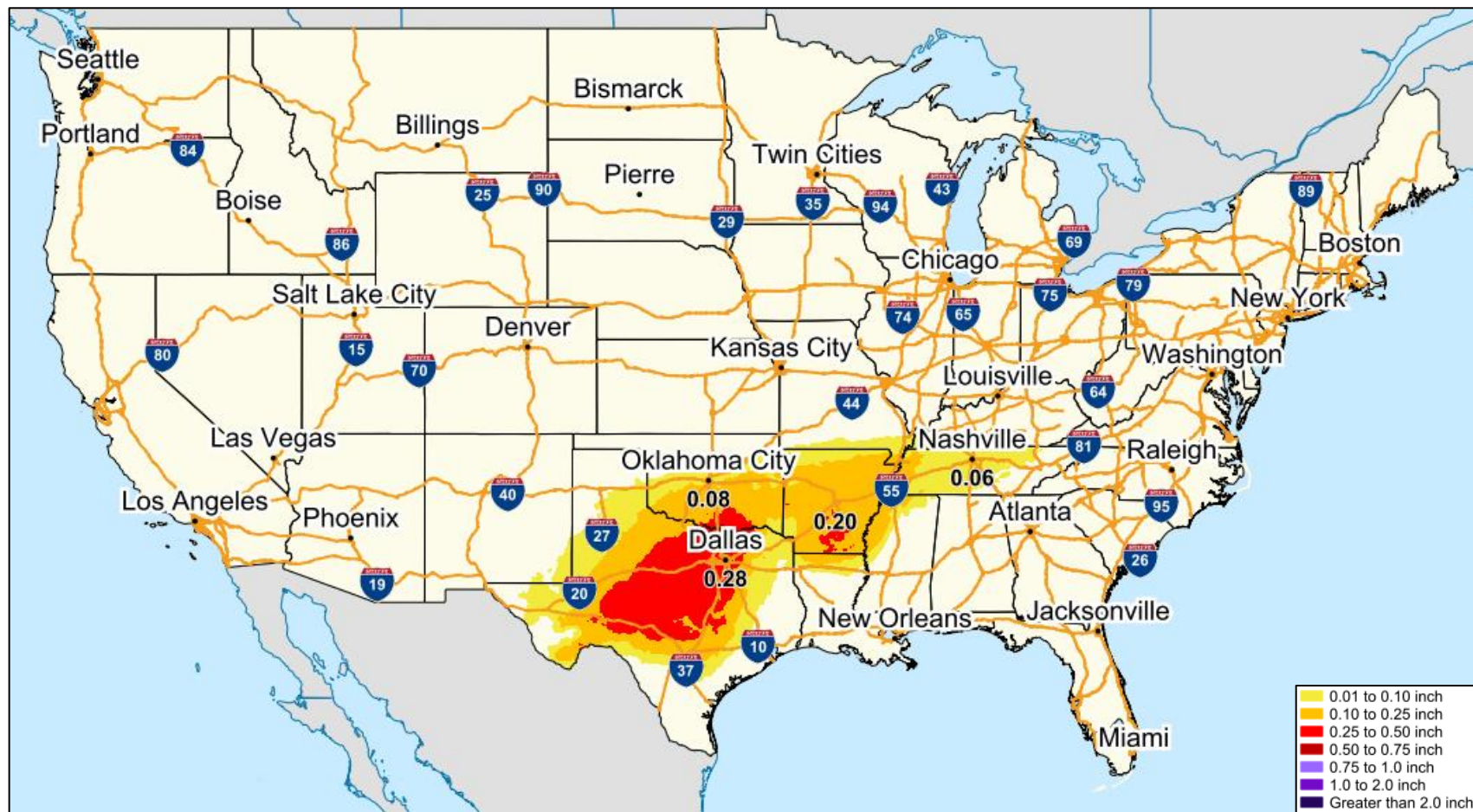
# National Weather Forecast



FEMA

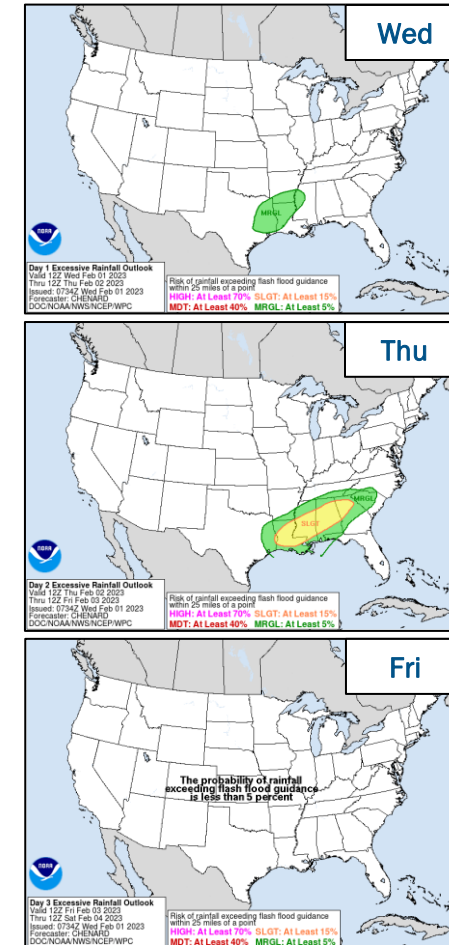
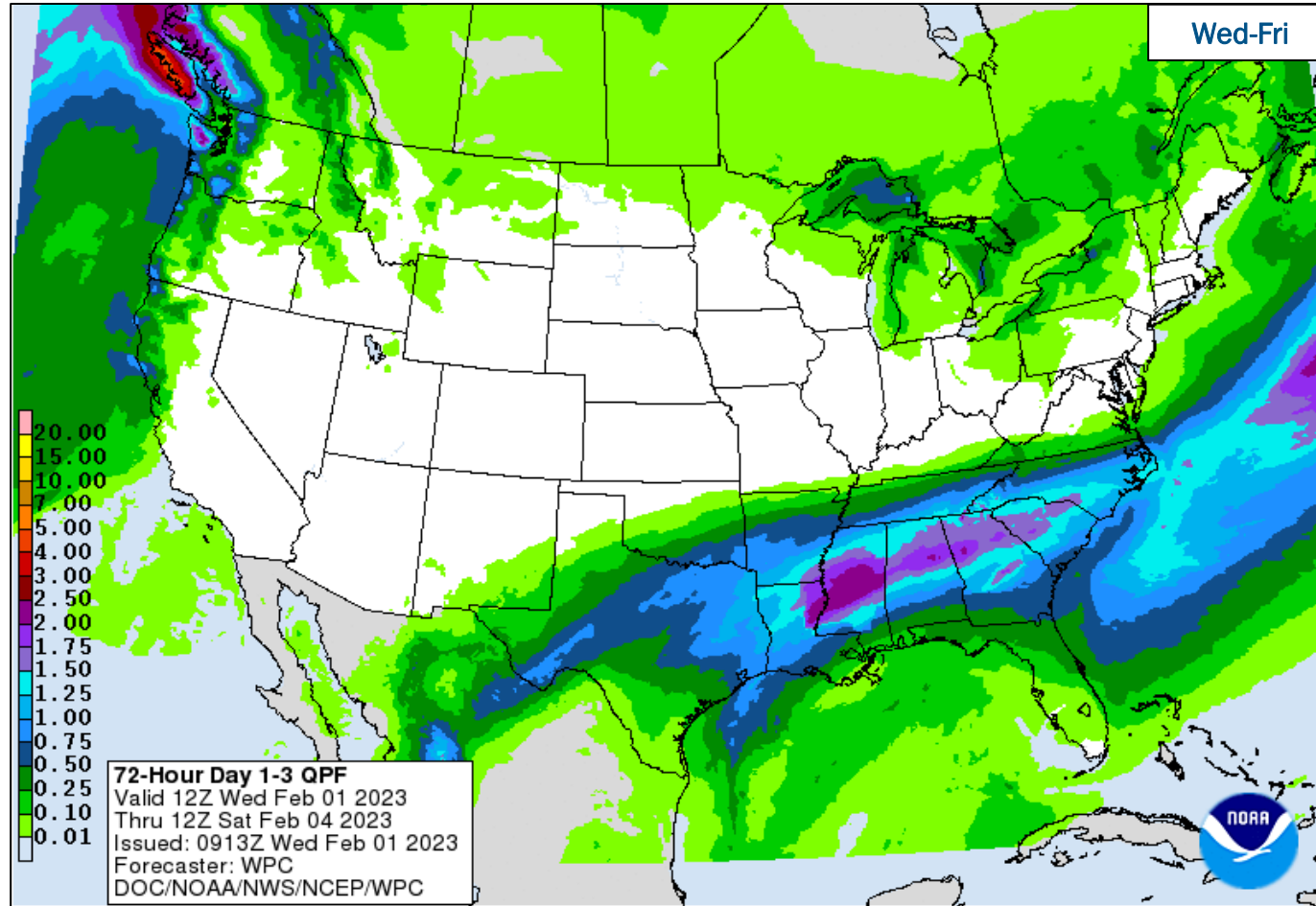
National Watch Center

# Ice Accumulation Forecast



FEMA

# Precipitation & Excessive Rainfall

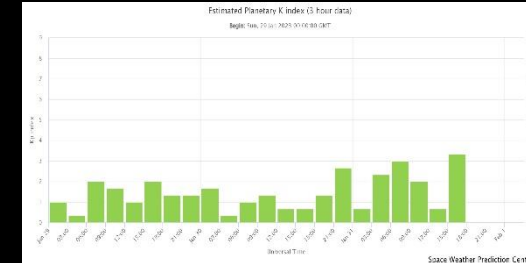


FEMA


# Space Weather Summary/Outlook

Space Weather Type	Past 48 Hours	Forecast: 02 Feb	Forecast: 03 Feb
Solar Flare (Radio Blackout)   R Scale (R1-R2/R3)	None	15%/5%	15%/5%
Solar Radiation Storms   S Scale	None	1%	1%
Geomagnetic Storms   G Scale	None	15%	10%

- Fairly benign solar disk. Only 15% chance of R1-R2 (M-class flares) and a 1% chance of  $\geq$  R3 (X-class flares) radio blackout activity for the next few days.
- Minimal chance of a solar radiation storm through 03 Feb.
- Decreasing chances of G1 geomagnetic storming as the day progresses.



SDD HMI 31-Jan-2023



FEMA

National Watch Center

# FEMA Common Operating Picture

**12**  
Joint Field  
Offices

**9**  
Virtual Joint  
Field Offices

**53**  
Major  
Disasters

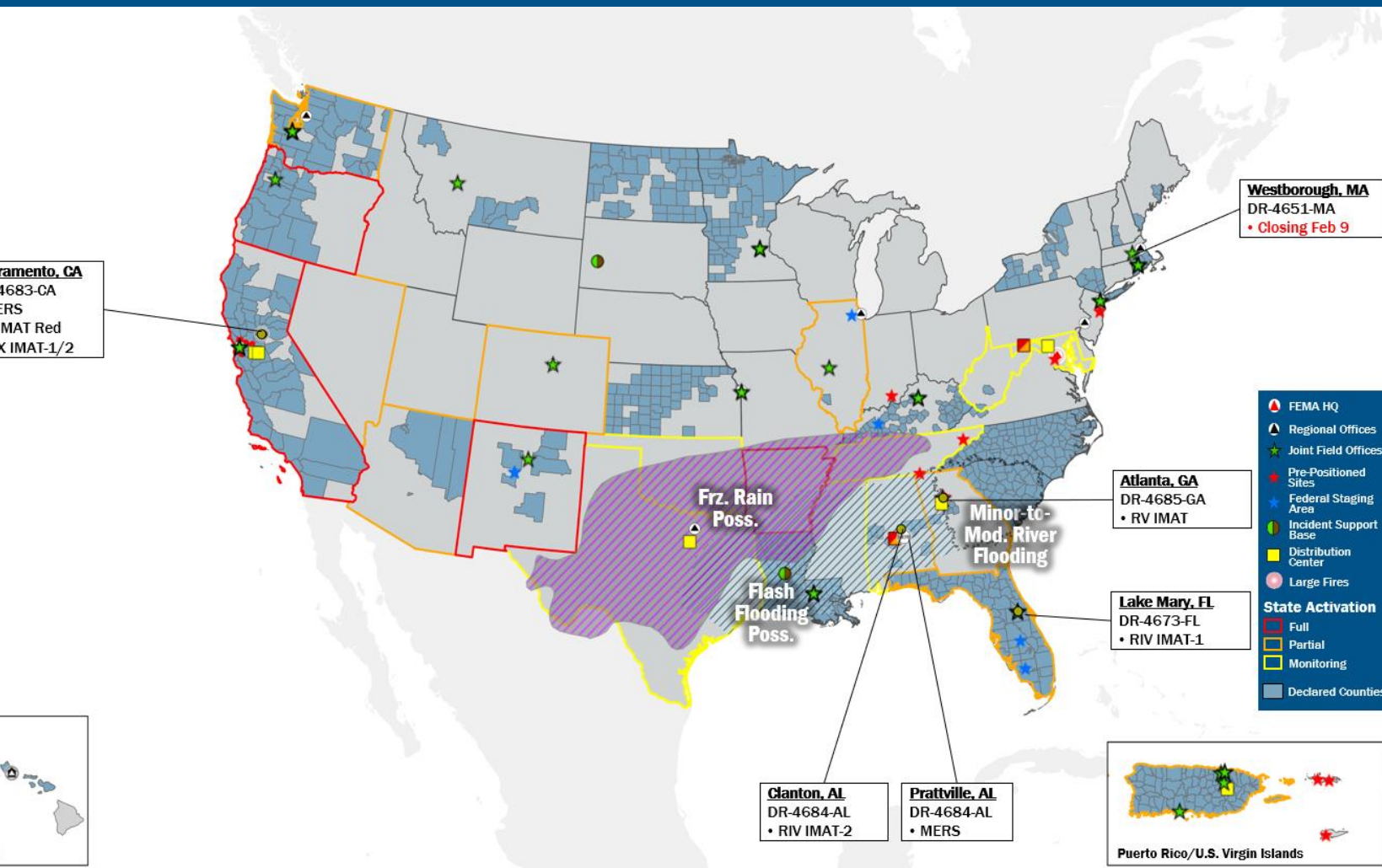
**10**  
Emergency  
Declarations

Wednesday  
February 1, 2023  
8:30 a.m. ET

FEMA HQ		
NWC	NRCC	
Monitoring	Rostered	
FEMA REGIONS		
Watch	RRCC	
Monitoring	I	Rostered
Monitoring	II	Rostered
Monitoring	III	Rostered
Monitoring	IV	Rostered
Monitoring	V	Rostered
Monitoring	VI	Rostered
Monitoring	VII	Rostered
Monitoring	VIII	Rostered
Monitoring	IX	Rostered
Monitoring	X	Rostered
Notes:		
RWCs/RRCCs:	STATE EOCs:	
	<ul style="list-style-type: none"> <li>PR: TC Fiona</li> <li>AR/NJ/OK/TN/TX/WA: Winter Weather</li> <li>AL/GA: Severe Weather</li> <li>FL: TC Ian</li> <li>IL: SW Border Bus Rec &amp; Coord</li> <li>CA/NM: Flooding</li> <li>NM: Wildfires</li> <li>CO: Avian Influenza, Public Health Support and Suncor Refinery</li> <li>AZ/CO: SW Border Coordination</li> <li>AS/CA: Seismic Activity</li> <li>OR: RSV, Influenza Surge, and Homeless State of Emergency</li> <li>WA: European Green Crabs and Flu &amp; RSV Season</li> </ul>	
Surge Capacity Force		
Rostered 7,628 (+1)	Deployed 0	

N-IMATs	
2-4 Teams Available	
Red	CA
White	Reconstituting
Blue	
Gold	
R-IMATs	
≥ 7 Teams Available	
I	1
II	
III	
IV-1	FL
IV-2	AL
V	GA
VI-1	Personnel
VI-2	
VII	
VIII	
IX-1	CA
IX-2	CA
X	Personnel

REGIONAL BREAKDOWN			
	JFO/VJFO	DR	EM
I	2/0	5	0
II	2/3	5	4
III	0/0	3	0
IV	2/1	10	3
V	2/0	4	0
VI	1/1	2	3
VII	0/1	2	0
VIII	1/1	2	0
IX	0/1	8	0
X	2/1	12	0



## IM Workforce

13,365 (+13) Assigned  
3,914 (+68) Unavailable  
5,884 (-3) Deployed

---

27% / 3,567 (-52) Available

## IM Cadre Availability ≤ 25% Availability

Civil Rights: 16% (19/122); Disability Integration: 9% (6/64); External Affairs: 25% (124/495); Environmental Planning and Historic Preservation: 20% (165/838); Field Leadership: 10% (15/145); Hazard Mitigation: 14% (176/1,243); Human Resources: 22% (35/161); Logistics: 22% (303/1,406); Operations: 16% (58/373); Public Assistance: 15% (323/2,179); Planning: 17% (82/482); Safety 10% (8/78); Security: 17% (25/145)

## MERS

≥ 66%

36 Assigned  
0 Unavailable  
1 Deployed

---

35 Available

## US&R

≥ 66%

28 Assigned  
3 Unavailable  
0 Deployed

---

25 Available

## FCO

≤ 1 Type I

50 Assigned  
3 (+1) Unavailable  
47 (27 FCOR) Deployed

---

0 (-1) Available

# Joint Preliminary Damage Assessments

Region	State / Location	Incident	IA	Number of Counties		Start - End
			PA	Requested	Complete	
I	ME	Winter Storm Dec 23-24	IA	0	0	N/A
			PA	8	1	1/9 - TBD
	NH	Winter Storm Dec 23-25	IA	0	0	N/A
			PA	8	0	1/17 - TBD
	VT	Winter Storm Dec 23	IA	0	0	N/A
			PA	9	0	1/13 - TBD
II	NY	Severe Winter Storm Dec 23	IA	0	0	N/A
			PA	2	0	1/24 - TBD
IV	TN	Severe Winter Weather Dec 22-27	IA	0	0	N/A
			PA	17	16 (+3)	1/19 - TBD
VI	TX	Severe Storms Jan 24	IA	2	0	1/28 - TBD
			PA	0	0	N/A
VIII	SD	Severe Winter Storms Dec 12-16	IA	0	0	N/A
			PA	14	0	1/30 - TBD



FEMA



# Declaration Amendments

Declaration	Number	Issued	Action
FEMA-4684-DR-AL	3	Jan 31	Adds 3 counties for Public Assistance (all categories) and 6 counties for permanent work (Categories C-G), including direct federal assistance, under the Public Assistance program (already designated for Categories A and B)



**FEMA**

# Declaration Requests in Process – 7

State / Tribe / Territory – Incident Description	Type	IA	PA	HM	Requested
CA – Heat Dome and Wildfires	DR	X	X	X	Oct 26
Choctaw Nation of Oklahoma – Tornadoes	DR		X	X	Jan 3
ND – Severe Winter Storms, Snowstorm, and Straight-line Winds	DR		X	X	Jan 10
Oglala Sioux Tribe – Severe Winter Storms and Snowstorms	DR		X	X	Jan 19
Rosebud Sioux Tribe – Severe Winter Storms	DR		X	X	Jan 13
HI – Mauna Loa Volcanic Eruption	DR		X	X	Jan 20
WV – Severe Storms, Flooding, Landslides, and Mudslides (Appeal)	DR	X	X	X	Jan 27



**FEMA**



# FEMA

Helping people before, during, and after disasters.



*Scan to subscribe to this briefing.*