

FEMA National Watch Center

Daily Operations Briefing

Wednesday, December 6, 2023

8:30 a.m. ET



FEMA

National Current Ops/Monitoring

New Significant Incidents/Ongoing Ops

- No new significant incidents/operations

Hazard Monitoring

- Heavy Rainfall – Pacific Northwest
- Mixed Precipitation – Pacific Northwest, Northern Intermountain/Rockies, Central Great Basin, Upper Great Lakes, and Central Appalachians
- Heavy Snow – Oregon, California, and Idaho

Disaster Declaration Activity

- No new declaration activity

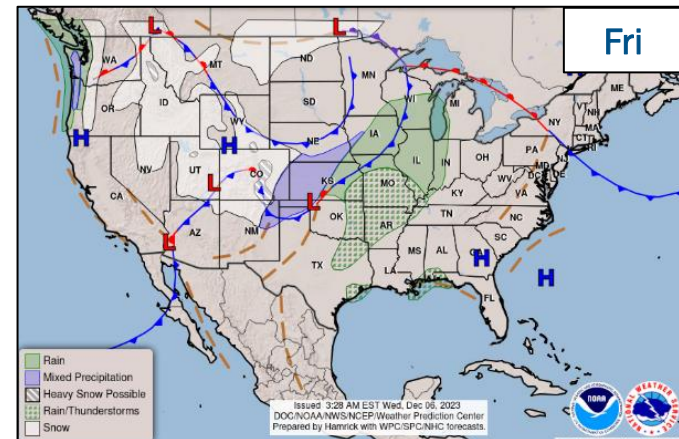
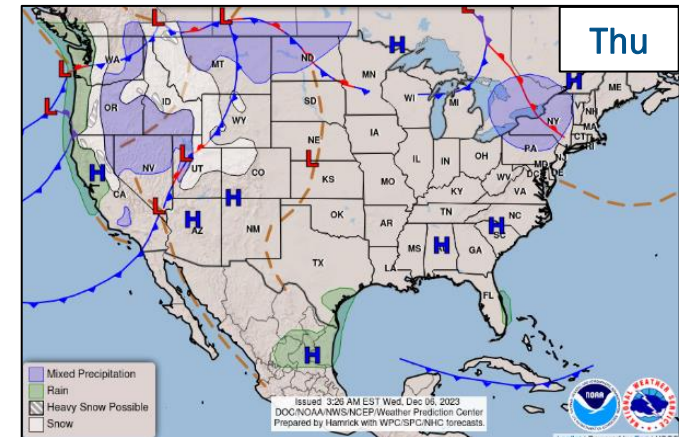
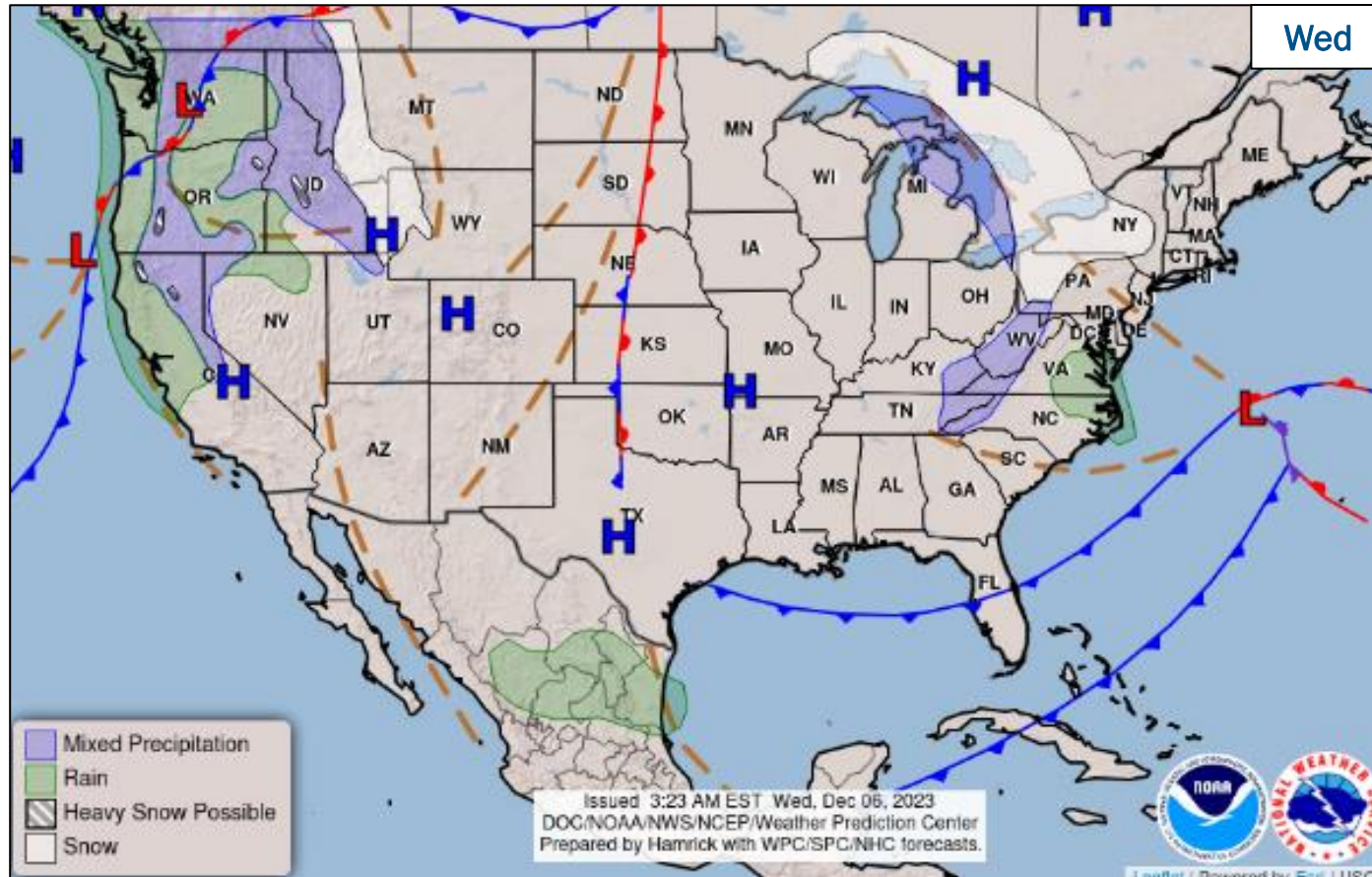
Event Monitoring

- No new significant events



FEMA

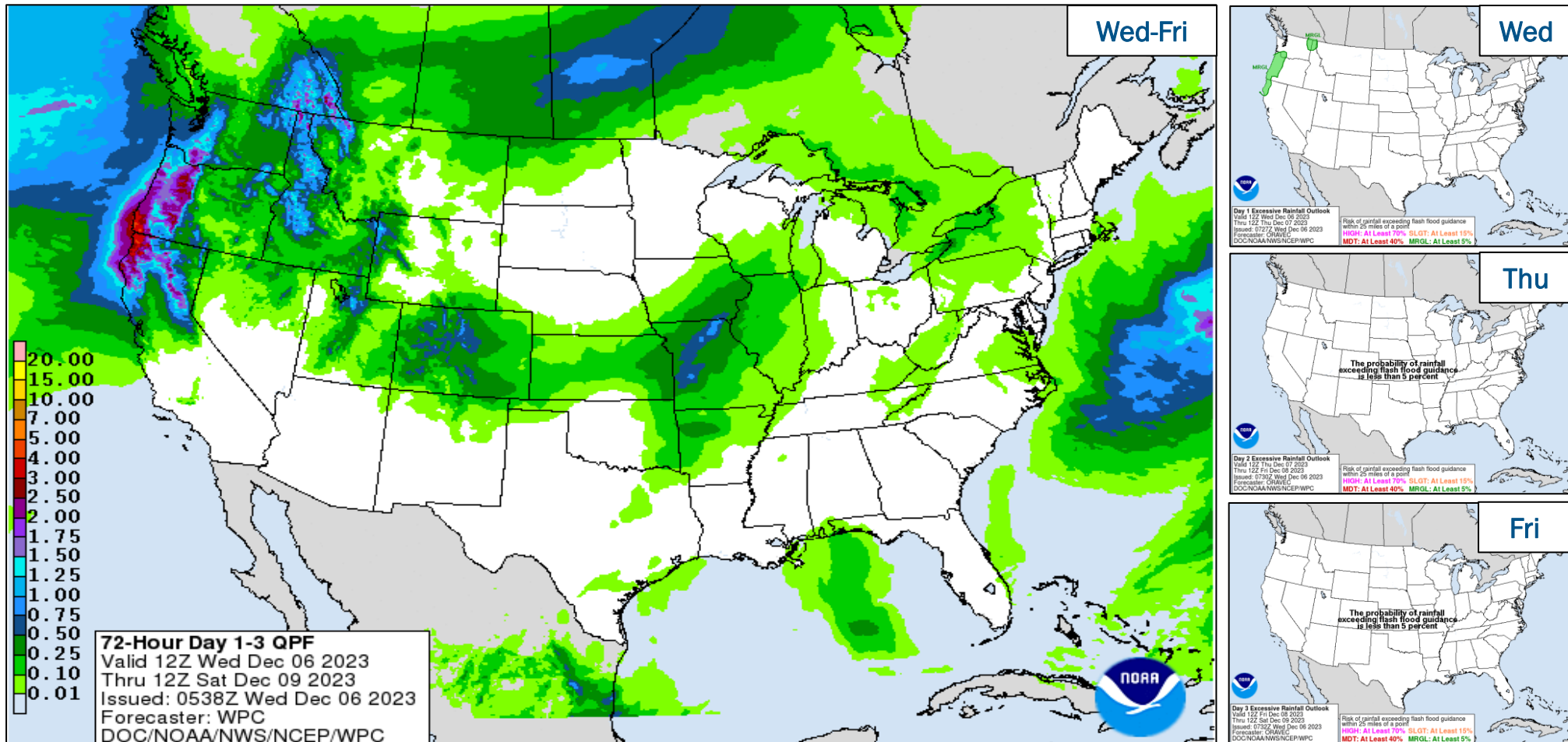
National Weather Forecast



FEMA

National Watch Center

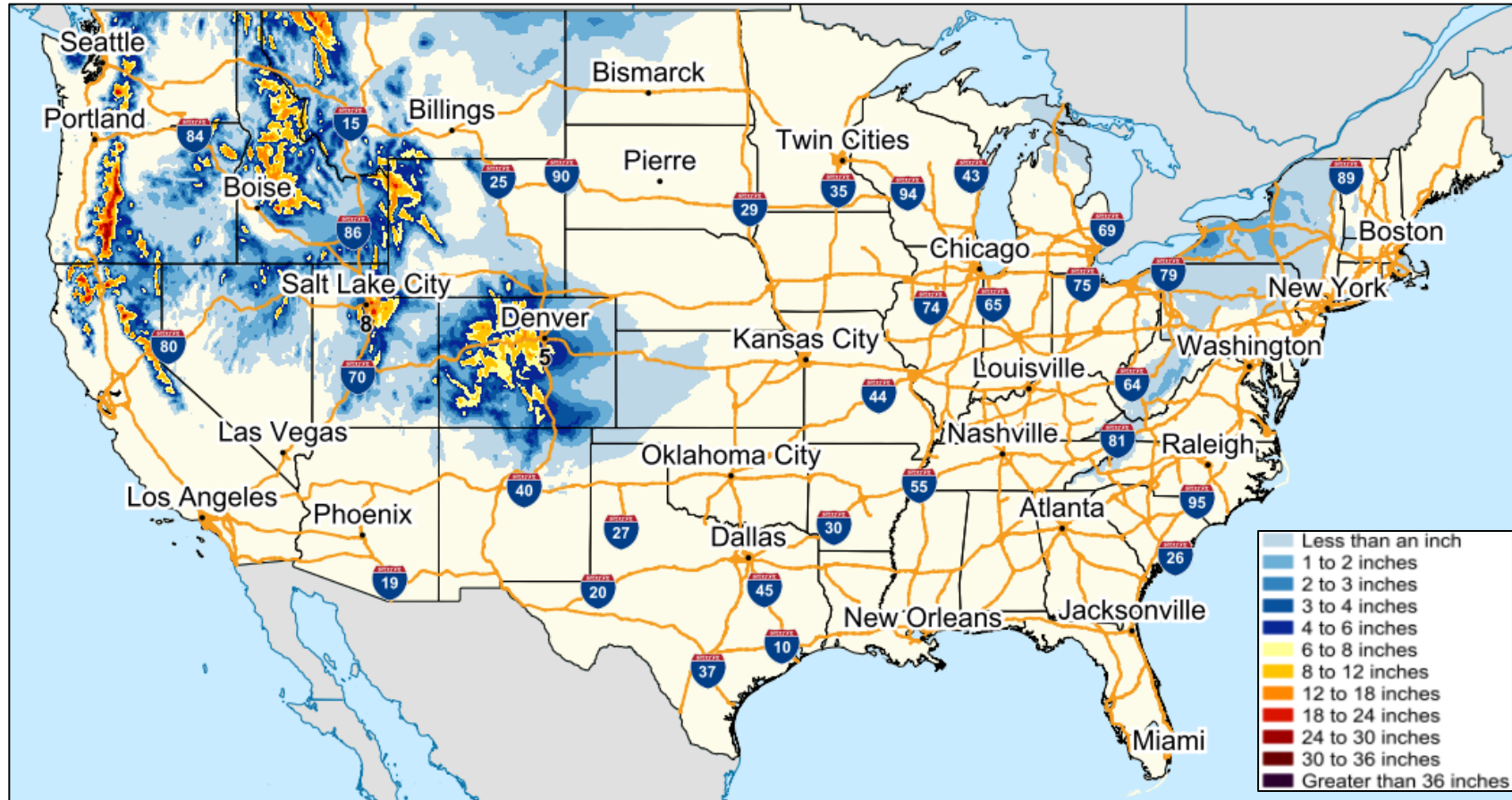
Precipitation & Excessive Rainfall



FEMA

National Watch Center

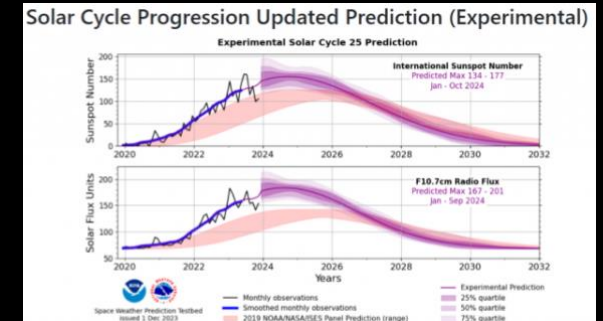
Snowfall Forecast




FEMA

Space Weather Summary/Outlook

Space Weather Type	Past 48 Hours	Forecast: 06 Dec	Forecast: 07 Dec
Solar Flare (Radio Blackout) R Scale (R1-R2/R3)	R1	25% / 5%	25% / 5%
Solar Radiation Storms S Scale	None	5%	5%
Geomagnetic Storms G Scale	None	15%	10%



- Low to moderate level solar activity taking place with a recent notable, but minor flare event – **chance of minor HF radio impacts, but not likely at this time.**
- Very low risk of any solar radiation storms - **satellite operations, aviation, and launch activity impacts unlikely.**
- There is only a slight chance for a minor geomagnetic storm – **unlikely impacts to power grid, GPS, and other technologies (if any should occur, they would most likely be mitigatable)**



FEMA

FEMA Common Operating Picture

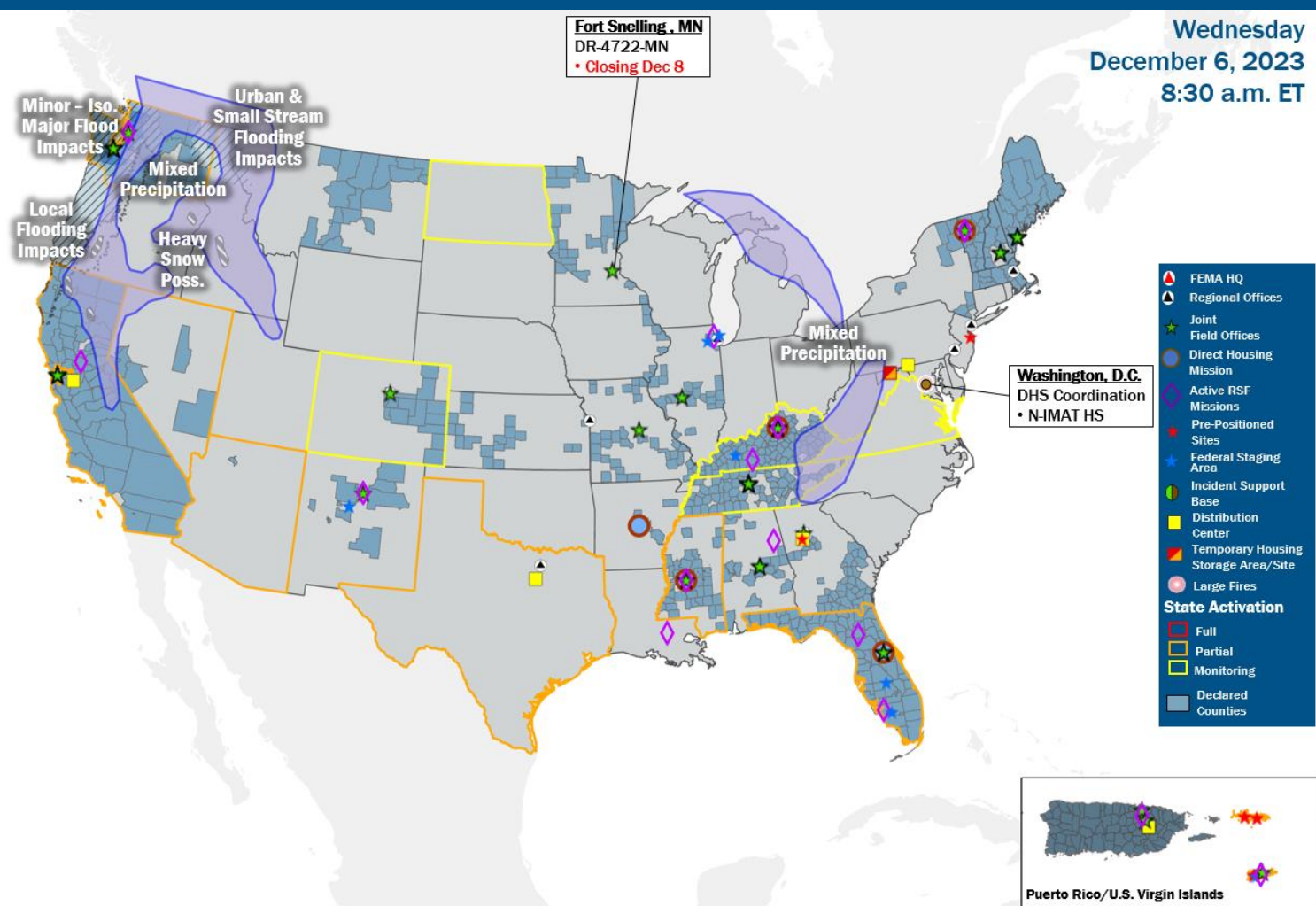
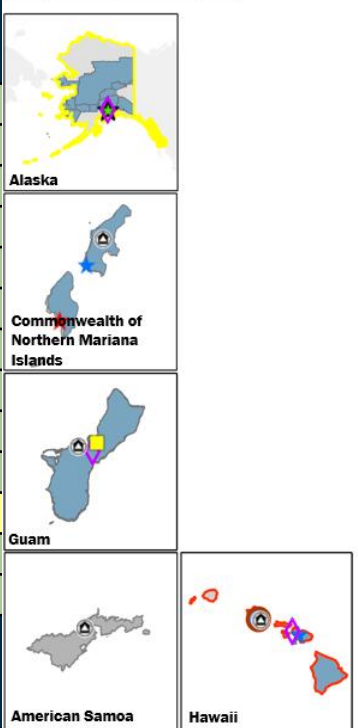
18 + 5 Joint Field Offices Virtual Joint Field Offices Supporting
72 + 4 Major Disasters Emergency Declarations
8 Direct Housing Missions
26 RSF-Supported Disasters

Wednesday
 December 6, 2023
 8:30 a.m. ET

FEMA HQ		
NWC	NRCC	
Monitoring	Activated	
FEMA REGIONS		
Watch	RRCC	
Monitoring	I	Rostered
Monitoring	II	Rostered
Monitoring	III	Rostered
Monitoring	IV	Rostered
Monitoring	V	Rostered
Monitoring	VI	Rostered
Monitoring	VII	Rostered
Monitoring	VIII	Rostered
Monitoring	IX	Rostered
Monitoring	X	Rostered
Notes:		
RWCs/RRCCs/IMATs: NRCC/N-IMAT HS: DHS Coordination	STATE EOCs: MS/CO: Severe Weather FL: TC Idalia TX: Ongoing Threats ND: Avian Influenza AZ/CO: SW Border CA/HI/KY/CO/VA: Wildfires CA/NV: TC Hilary USVI: Potable Water TN: Severe Fire Weather AK: Wrangell Landslide ND: Boil Order Support WA: Winter Weather	
Volunteer Force		
Rostered 7425 (+38)	Deployed 104 (-2)	
Surge Capacity Force		
Rostered 8,403	Deployed 0	

N-IMATs	
2-5 Teams Available	
Red	
White	
Blue	
Gold	
HS	DC
R-IMATs	
≥ 7 Teams Available	
I	
II	1
III	
IV-1	
IV-2	
V	
VI-1	
VI-2	
VII	
VIII	2
IX-1	Personnel
IX-2	
X	3
Fully Mission Capable (FMC)	
Partially Mission Capable (PMC)	
Not Mission Capable (NMC)	
Deployed	

REGIONAL BREAKDOWN			
	JFO/VJFO	DR	EM
I	3/0	10	2
II	2/1	3	1
III	0/0	0	0
IV	5/1	20	1
V	2/0	3	0
VI	1/0	2	0
VII	2/0	3	0
VIII	1/0	3	0
IX	1/1	17	0
X	1/2	11	0



IM Workforce

13,660 (+32) Assigned
 4,330 (+19) Unavailable
 5,305 (+11) Deployed

29% (-1)/ 4,025 (+2) Available

IM Cadre Availability

10 Cadres ≤ 25% Availability

Environmental Planning and Historic Preservation: 18% (144/809); Field Leadership: 18% (27/146); Hazard Mitigation: 20% (240/1,211); Human Resources: 20% (36/177); Interagency Recovery Coordination: 15% (44/287); Operations: 17% (58/348); Public Assistance: 12% (257/2,181); Planning 13% (61/464); Safety: 16% (14/86); Security: 19% (25/129)

MERS

> 66%

36 Assigned
 0 Unavailable
 0 Deployed

36 Available

US&R

> 66%

28 Assigned
 1 Unavailable
 0 Deployed

27 Available

FCO

≤ 1 Type I

49 Assigned
 7 (-3) Unavailable
 36 (+5) (25 FCOR) Deployed

6 (-2) Available

Joint Preliminary Damage Assessments

Region	State / Location	Incident	IA	Number of Counties		Start - End
			PA	Requested	Complete	
I	MA	Flooding Sep 11-13	IA	2	2	10/10 - 10/27
			PA	4	3 (+1)	10/10 - TBD
X	AK	Extreme Weather and Landslides Nov 20 - TBD	IA	4	0	12/11 - TBD
			PA	4	0	12/11 - TBD



FEMA

Declaration Requests in Process – 12

State / Tribe / Territory – Incident Description	Type	IA	PA	HM	Requested
MI – Flooding (Appeal)	DR		X	X	Oct 18
OH – Train Derailment	DR	X	X	X	Jul 3
UT – Flooding	DR		X	X	Aug 11
Inupiat Community of the Arctic Slope (ICAS) – Severed Undersea Fiber Optic Line (Appeal)	EM		X		Aug 23
NH – Severe Winter Storm and Snowstorm (Appeal)	DR		X	X	Sep 6
WA – Wildfires	DR	X	X	X	Oct 4
MI – Severe Storms, Tornadoes, and Flooding	DR	X	X	X	Oct 18
KY – Severe Storms, Tornadoes, Straight-Line Winds, and Flooding (Appeal)	DR	X		X	Oct 23
WV – Severe Storms, Flooding, Landslides, and Mudslides	DR	X		X	Oct 25
RI – Severe Storms, Flooding, and Tornadoes	DR	X			Nov 9
PA – Severe Storms and Flooding	DR	X	X	X	Nov 9
NY – Severe Storm and Flooding	DR		X	X	Nov 29



FEMA



FEMA

Helping people before, during, and after disasters.



Scan to subscribe to this briefing.