

FEMA National Watch Center

# Daily Operations Briefing

Saturday, December 31, 2022

8:30 a.m. ET



**FEMA**

# National Current Ops / Monitoring

---

## New Significant Incidents / Ongoing Ops

- No significant incidents / operations

## Hazard Monitoring

- Heavy Rain and Flash Flooding – California
- Wintry Mix – California to the Central and Northern Rockies
- Freezing Rain – Great Lakes

---

## Disaster Declaration Activity

- No disaster declaration activity

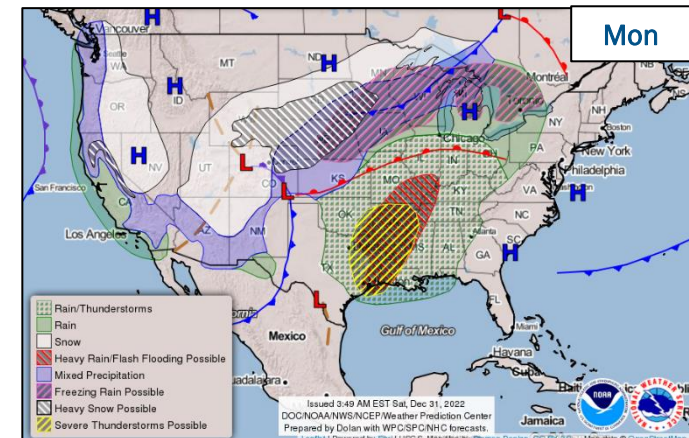
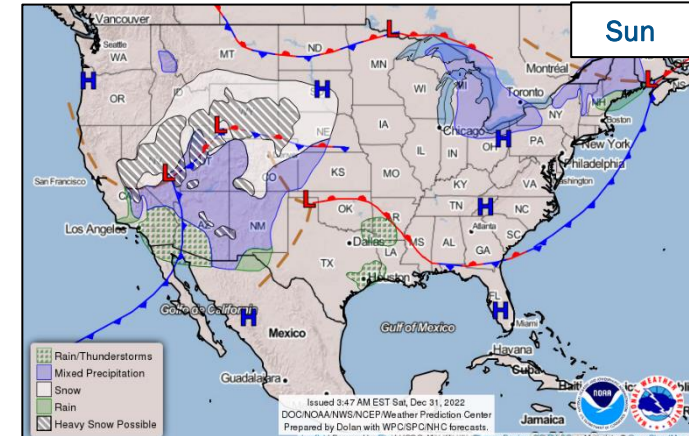
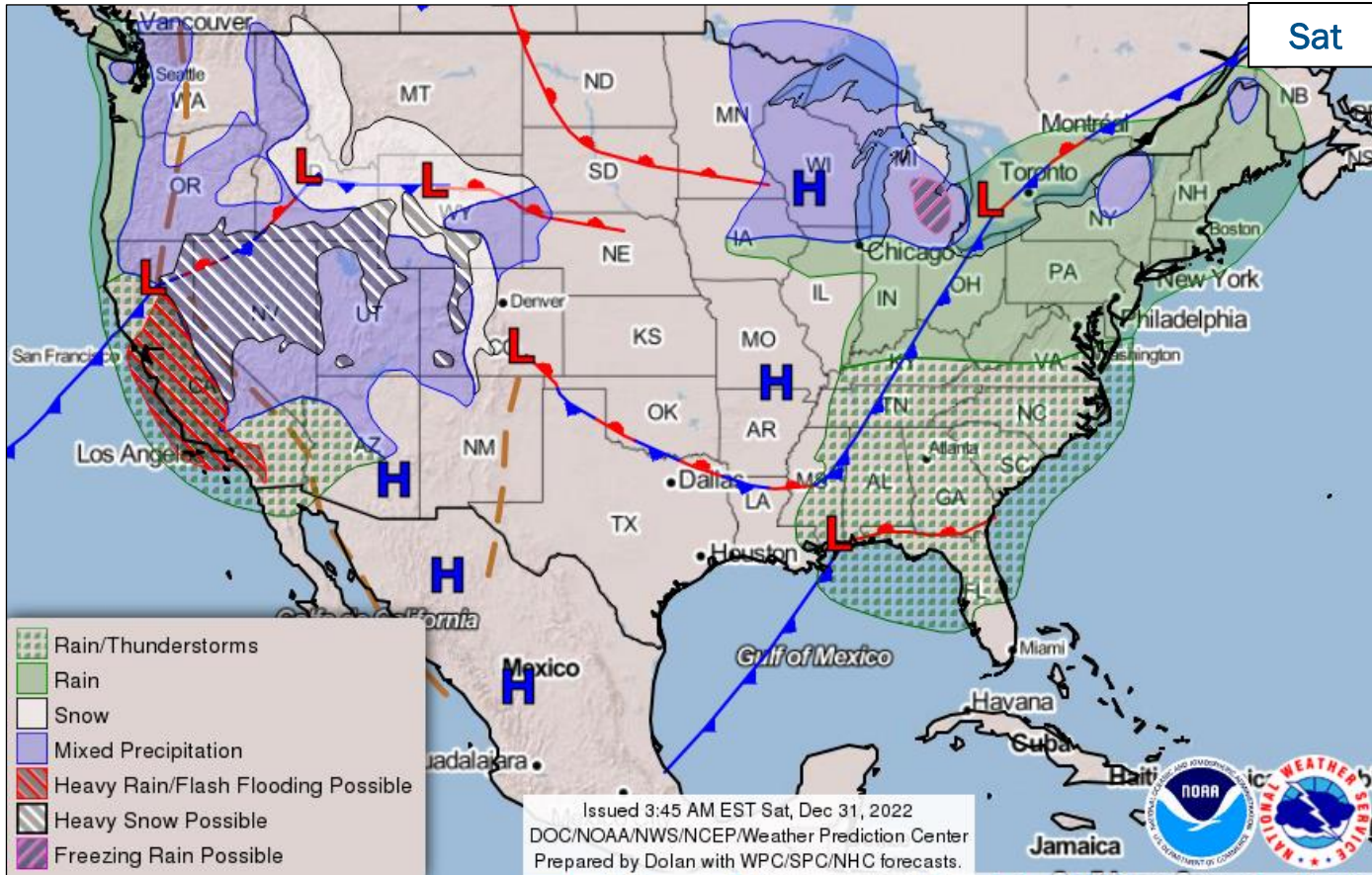
## Event Monitoring

- No significant events



**FEMA**

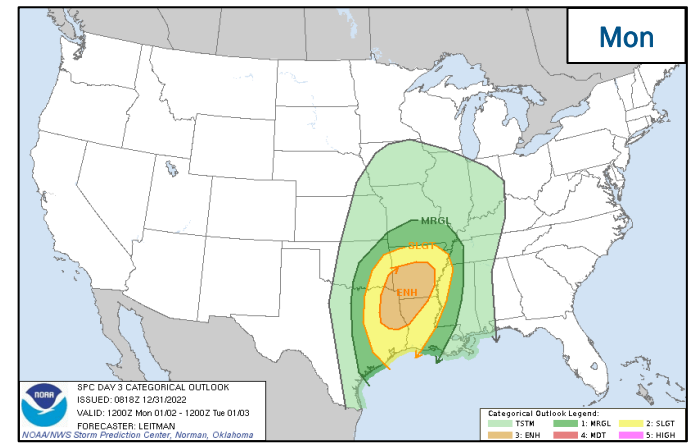
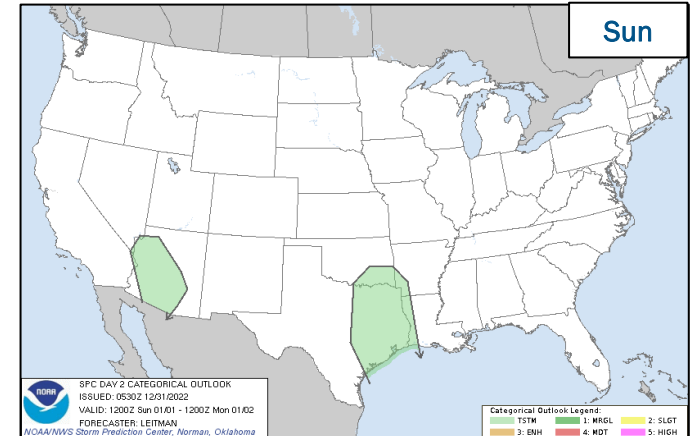
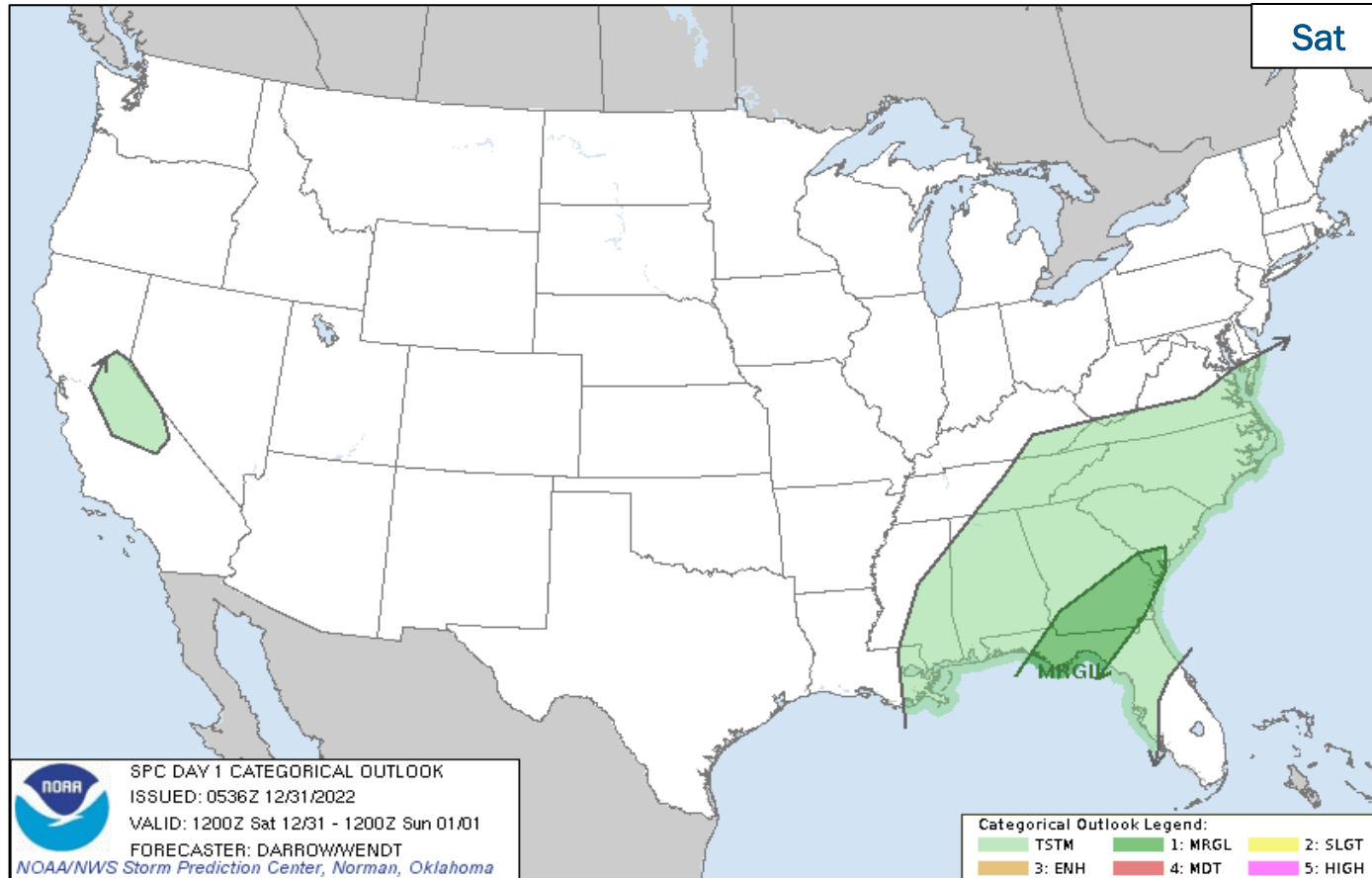
# National Weather Forecast



FEMA

National Watch Center

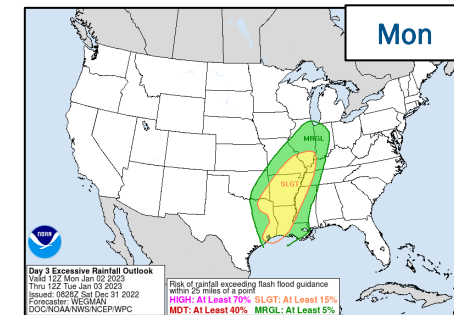
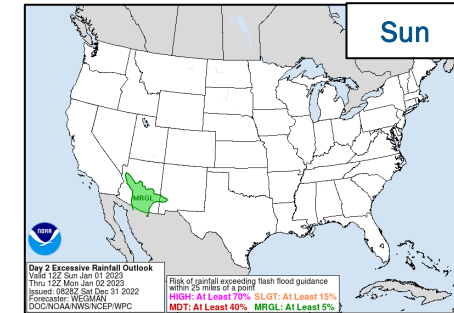
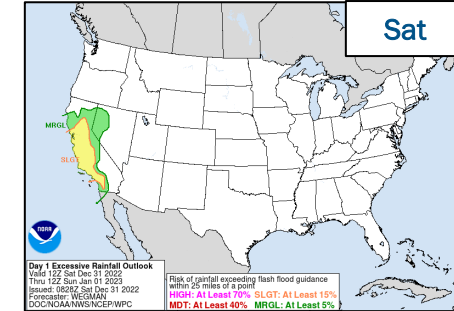
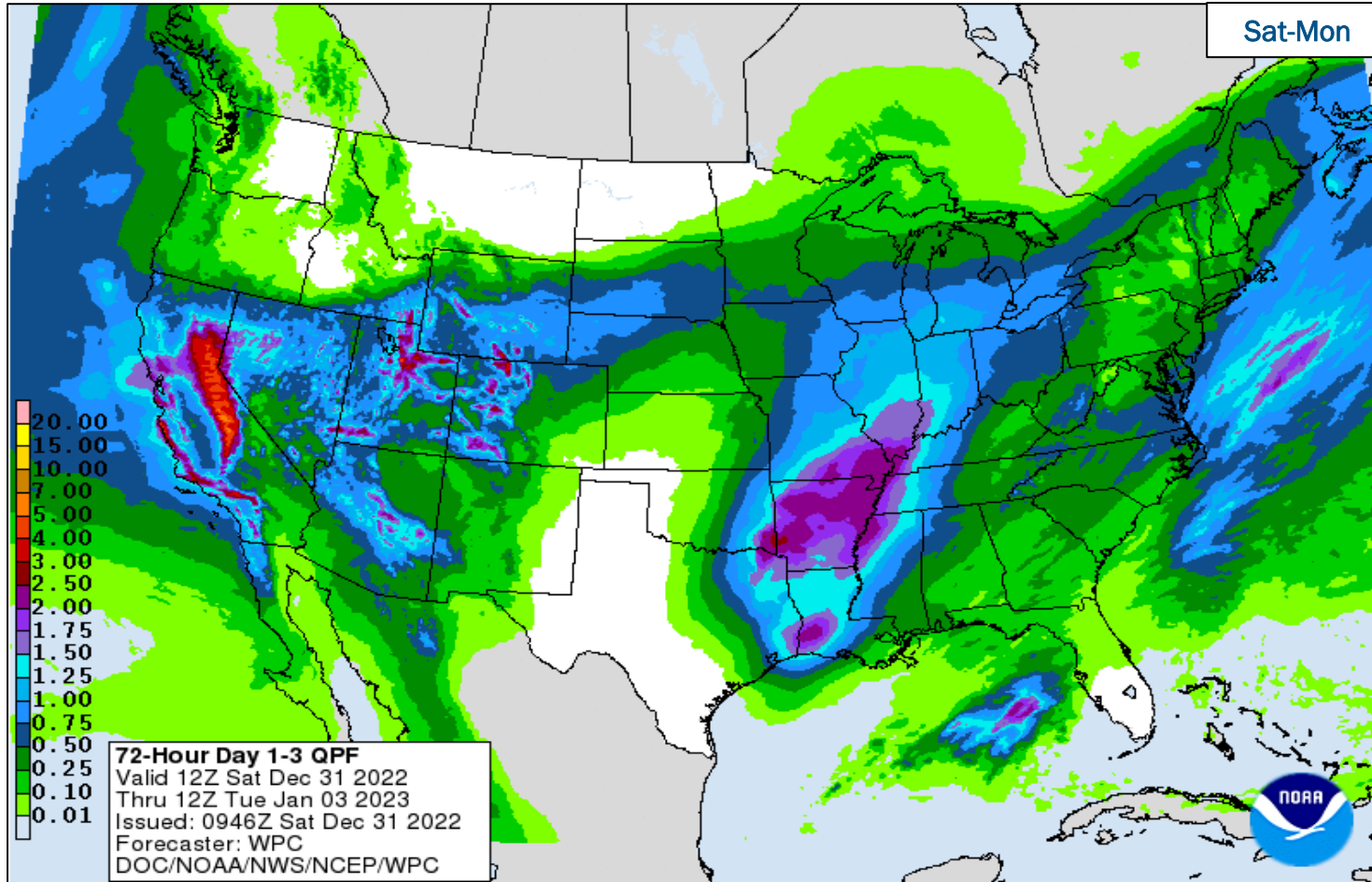
# Severe Weather Outlook



FEMA



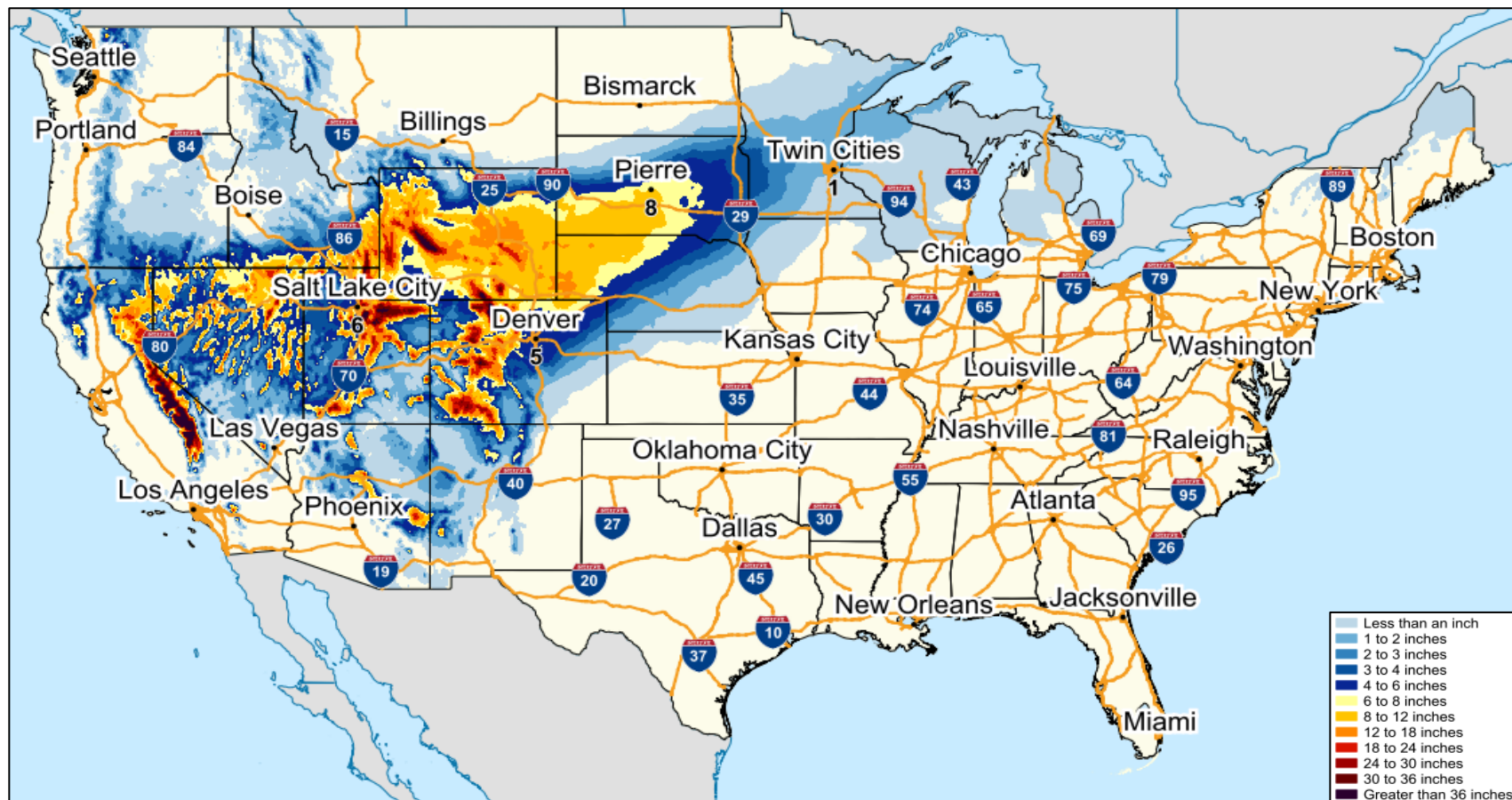
# Precipitation & Excessive Rainfall



FEMA

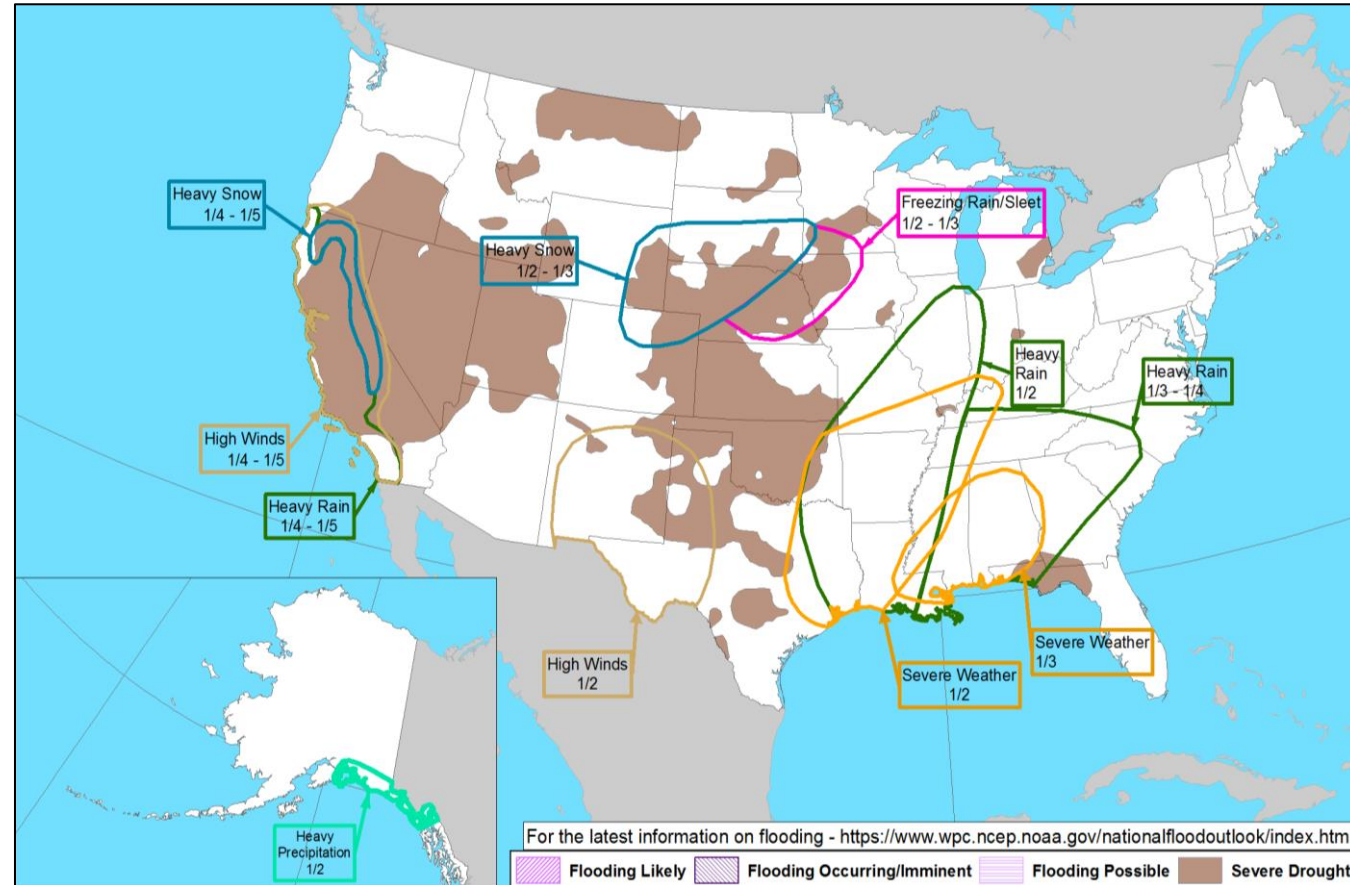
National Watch Center

# Forecast Snowfall



FEMA

# Hazards Outlook – Jan 2-6

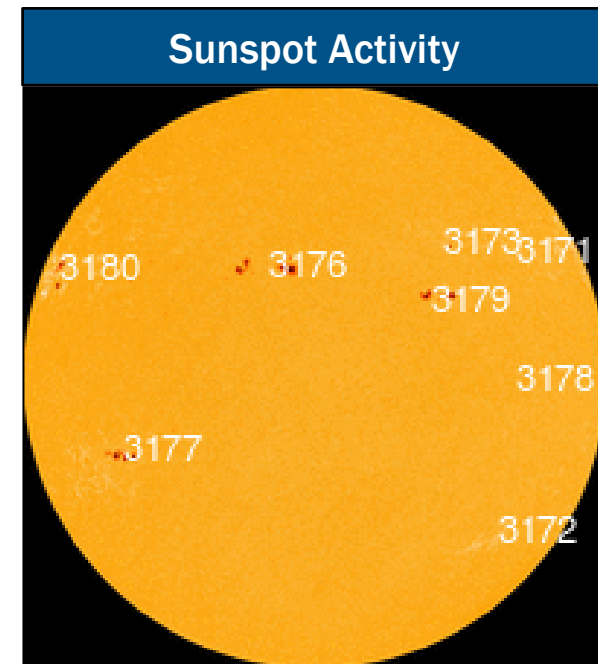
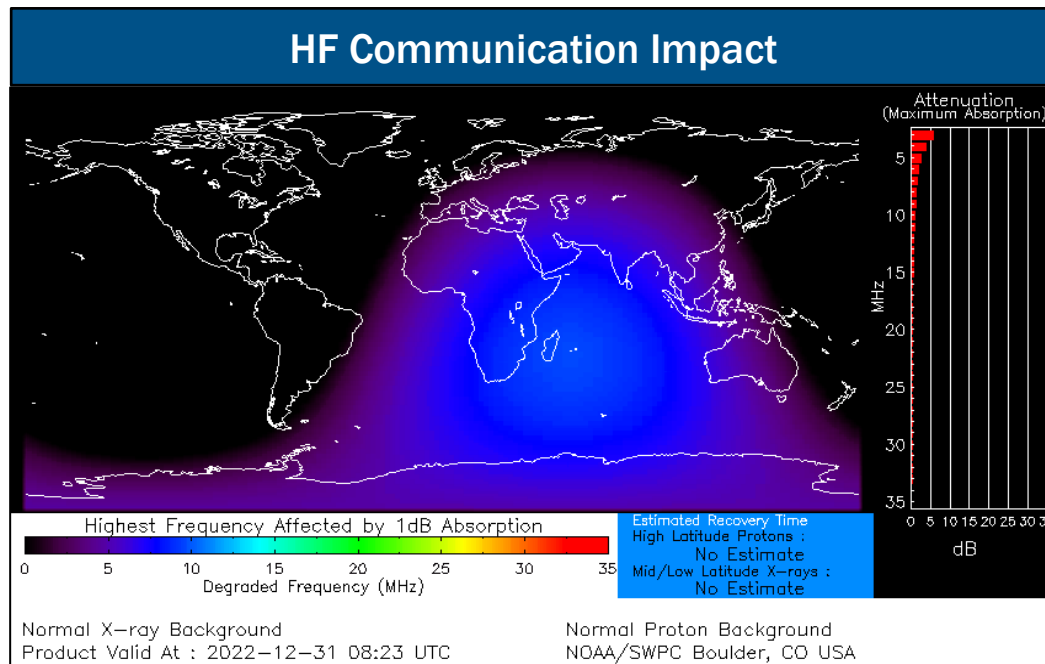


FEMA

# Space Weather Outlook

	Space Weather Activity	Geomagnetic Storms	Solar Radiation	Radio Blackouts
Past 24 Hours	Minor	G1	None	R1
Next 24 Hours	None	None	None	None

For further information on NOAA Space Weather Scales refer to: <http://www.swpc.noaa.gov/noaa-scales-explanation>  
 For further information on Sunspot Activity refer to: <https://www.swpc.noaa.gov/phenomena/sunspotssolar-cycle>



FEMA



# FEMA Common Operating Picture

**15**  
Joint Field  
Offices

**9**  
Virtual Joint  
Field Offices

**53**  
Major  
Disasters

**12**  
Emergency  
Declarations

Saturday  
December 31, 2022  
8:30 a.m. ET

FEMA HQ		
NWC	NRCC	
Monitoring	Rostered	
FEMA REGIONS		
Watch	RRCC	
Monitoring	I	Rostered
Enhanced Alt Location	II	Rostered
Monitoring	III	Rostered
Monitoring	IV	Rostered
Monitoring	V	Rostered
Monitoring	VI	Rostered
Monitoring	VII	Rostered
Monitoring	VIII	Rostered
Monitoring	IX	Rostered
Monitoring	X	Rostered
Notes:		
<b>RWCs/RRCCs:</b> RII RWC: Enhanced / Alt Location (7:00 a.m. to 7:00 p.m. ET; Staffing Shortage)	<b>STATE EOCs:</b> NJ: TC Irida, Monkeypox CO/GA/KY/NY/TN/TX/WV/WY: Arctic Blast CO/NJ: Avian Influenza PR: TC Fiona FL: TC Ian NM: Flooding IL: SW Border Bus Reception and Coordination CO/NM: Wildfires TX: Ongoing Operations KS: All Hazards AZ/CO: SW Border Coordination AS/CA: Seismic Activity OR: RSV & Influenza Surge WA: European Green Crabs/Flu & RSV Season	
Surge Capacity Force		
Rostered 7,692	Deployed 0	

N-IMATs 2-4 Teams Available	
Red	
White	FL
Blue	
Gold	
R-IMATs ≥ 7 Teams Available	
I	
II	NY EOC
III	Personnel
IV-1	FL
IV-2	
V	
VI-1	Personnel
VI-2	1
VII	
VIII	
IX-1	Personnel
IX-2	
X	Personnel

REGIONAL BREAKDOWN			
	JFO/VJFO	DR	EM
I	2/0	5	0
II	2/3	5	5
III	0/0	3	0
IV	2/1	8	4
V	2/0	4	0
VI	2/1	3	3
VII	2/1	4	0
VIII	1/1	4	0
IX	0/1	6	0
X	2/1	11	0



Alaska



Northern Mariana Islands



Guam



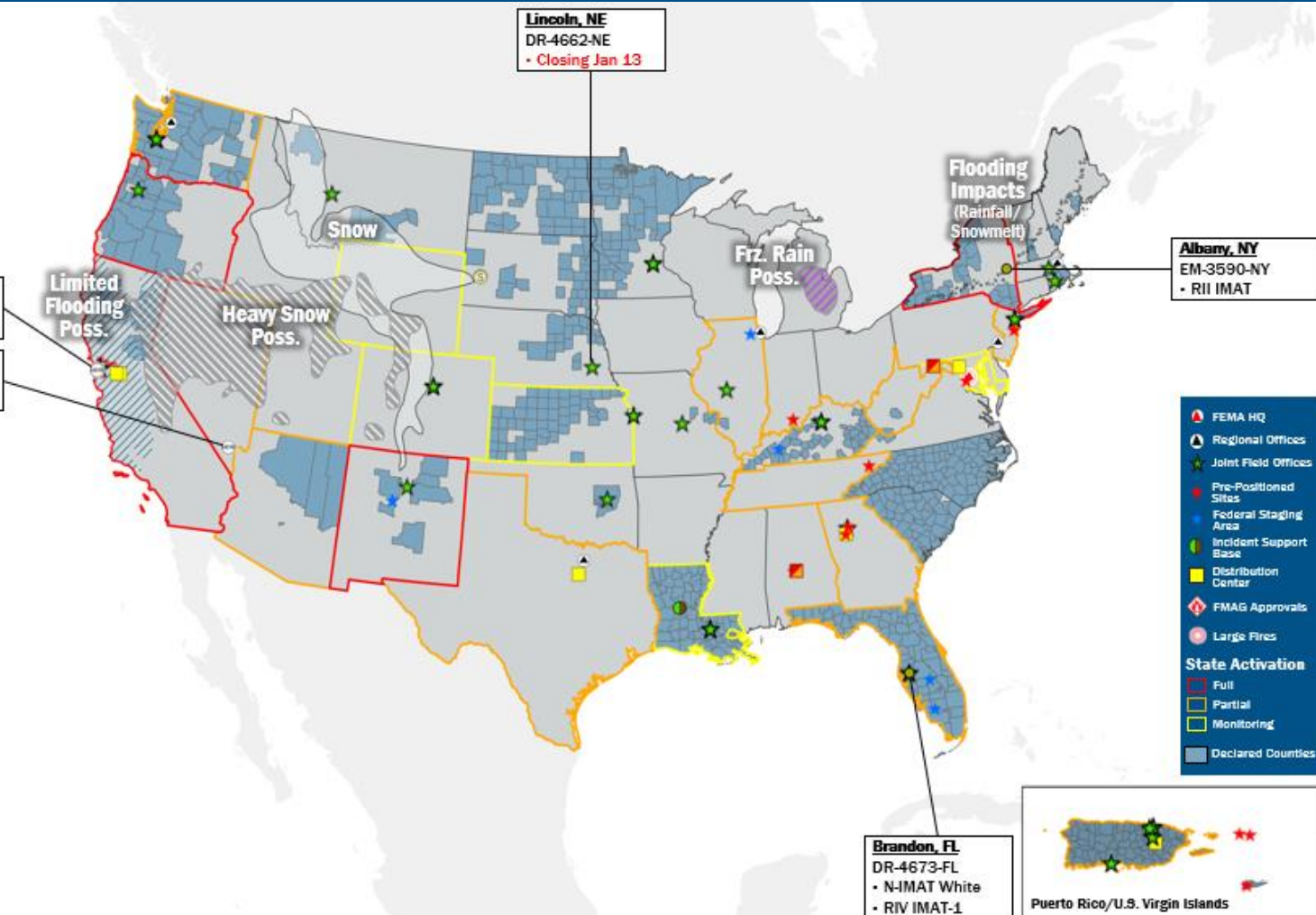
American Samoa



Hawaii

**South San Francisco, CA**  
S.F. New Year's Eve  
• MERS

**Henderson, NV**  
Las Vegas New Year's  
• MERS



## IM Workforce

13,301 Assigned  
3,739 (-344) Unavailable  
5,011 (-12) Deployed

---

34% (+2) / 4,551 (+356) Available

## IM Cadre Availability ≤ 25% Availability

Disability Integration: 19% (12/64); Environmental Planning and Historic Preservation: 22% (187/838);  
Field Leadership: 19% (27/142); Hazard Mitigation: 25% (302/1,226);  
Public Assistance: 17% (382/2,190); Planning: 18% (85/474)

## MERS

≥ 66%

36 Assigned  
0 Unavailable  
1 Deployed

---

35 Available

## US&R

≥ 66%

28 Assigned  
2 Unavailable  
0 Deployed

---

26 Available

## FCO

≤ 1 Type I

51 Assigned  
3 (-1) Unavailable  
41 (+1) (27 FCOR) Deployed

---

7 Available

# Joint Preliminary Damage Assessments

Region	State / Location	Incident	IA	Number of Counties		Start - End
			PA	Requested	Complete	
VI	OK	Severe Storms, Tornadoes, and Floods Nov 4 and continuing	IA	0	0	N/A
			PA	4	0	11/18 - TBD
VIII	ND	Winter Storm Nov 9-11	IA	0	0	N/A
			PA	10	0	12/21 - TBD



**FEMA**

# Declaration Requests in Process – 6

State / Tribe / Territory – Incident Description	Type	IA	PA	HM	Requested
OR – Wildfires and Straight-line Winds	EM		X		Sep 9
GA – Flooding	DR	X			Oct 4
UT – Severe Storms and Flooding	DR		X	X	Oct 19
CA – Heat Dome and Wildfires	DR	X	X	X	Oct 26
Havasupai Tribe – Flooding	DR		X	X	Nov 30
WA – Severe Winter Storms, Straight-line winds, Flooding, Landslides, and Mudslides	DR		X	X	Dec 28



**FEMA**



# FEMA

Helping people before, during, and after disasters.



*Scan to subscribe to this briefing.*