

FEMA National Watch Center

Daily Operations Briefing

Tuesday, December 30, 2025

8:30 a.m. ET



FEMA

National Current Operations / Monitoring

New Significant Incidents / Ongoing Ops

- No new significant incidents / operations

Hazard Monitoring

- Winter Storm – Great Lakes to Northeast
- Elevated Fire Weather – Southern Plains and Southeast

Disaster Declaration Activity

- No new declaration activity

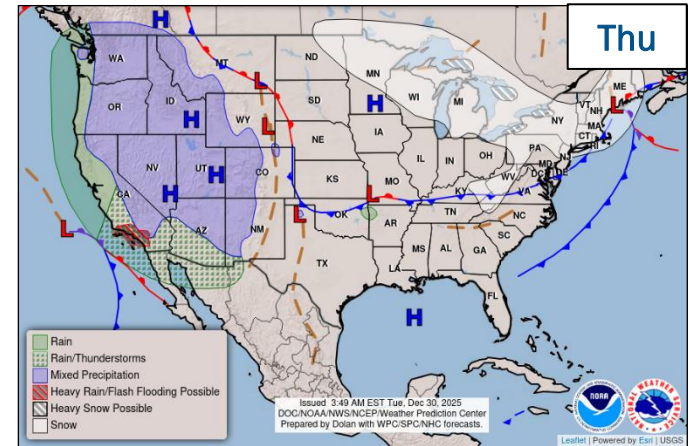
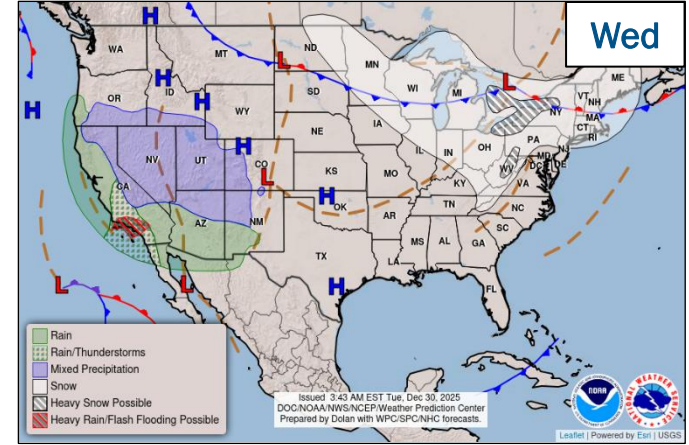
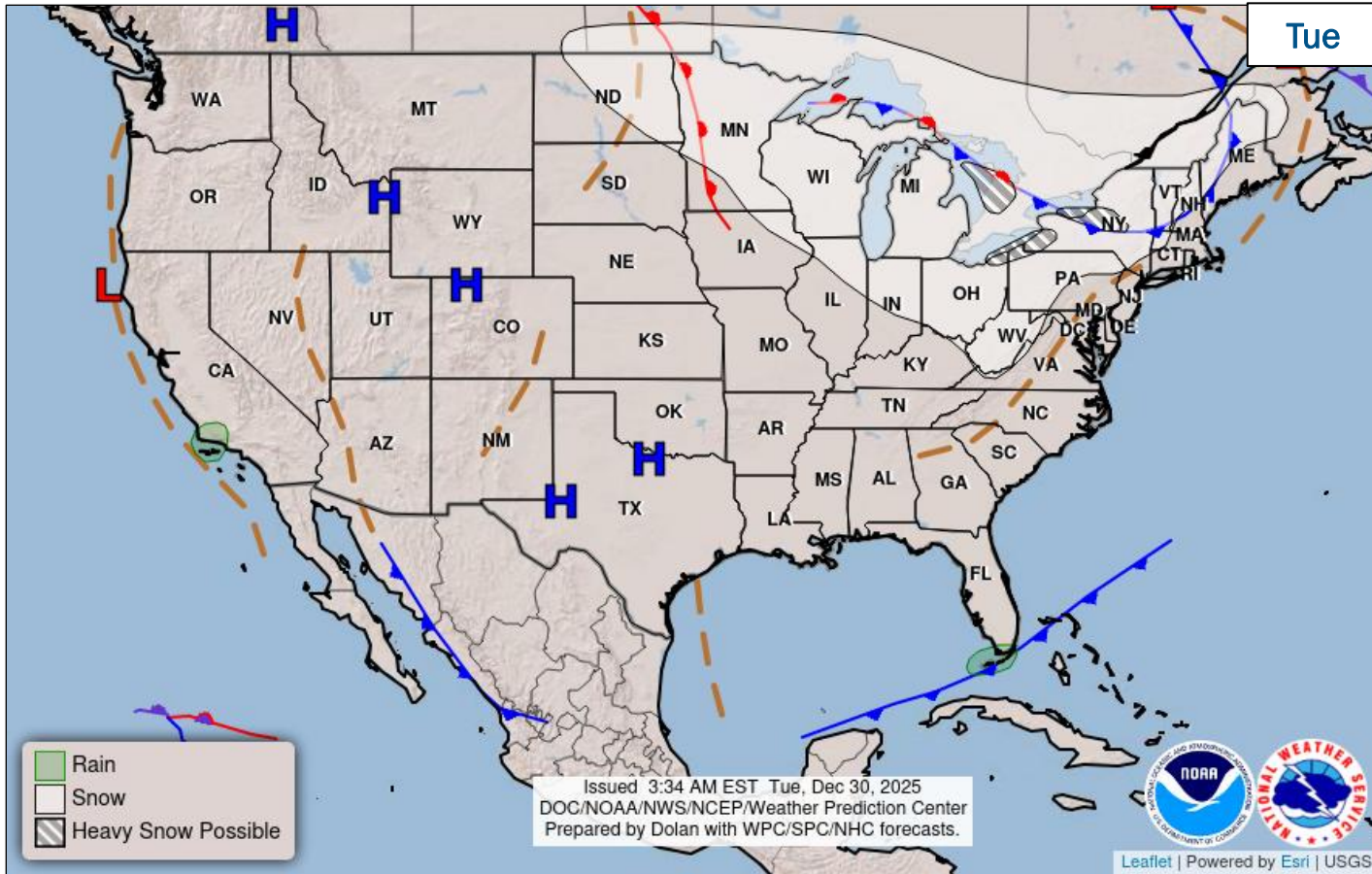
Event Monitoring

- No new significant events



FEMA

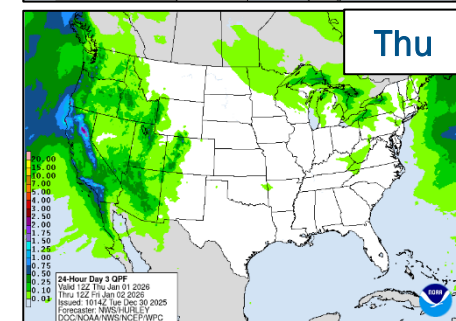
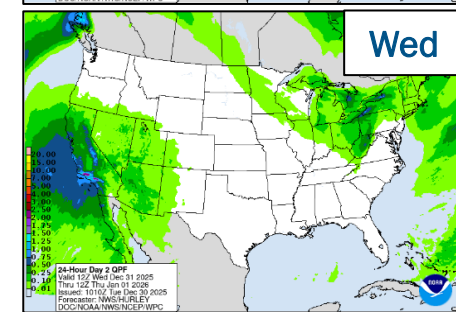
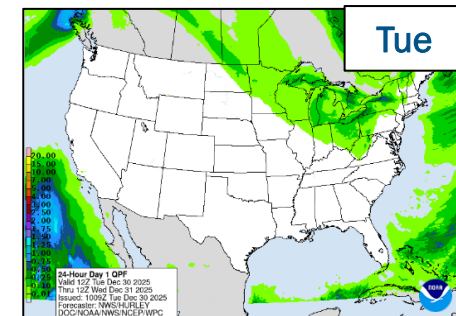
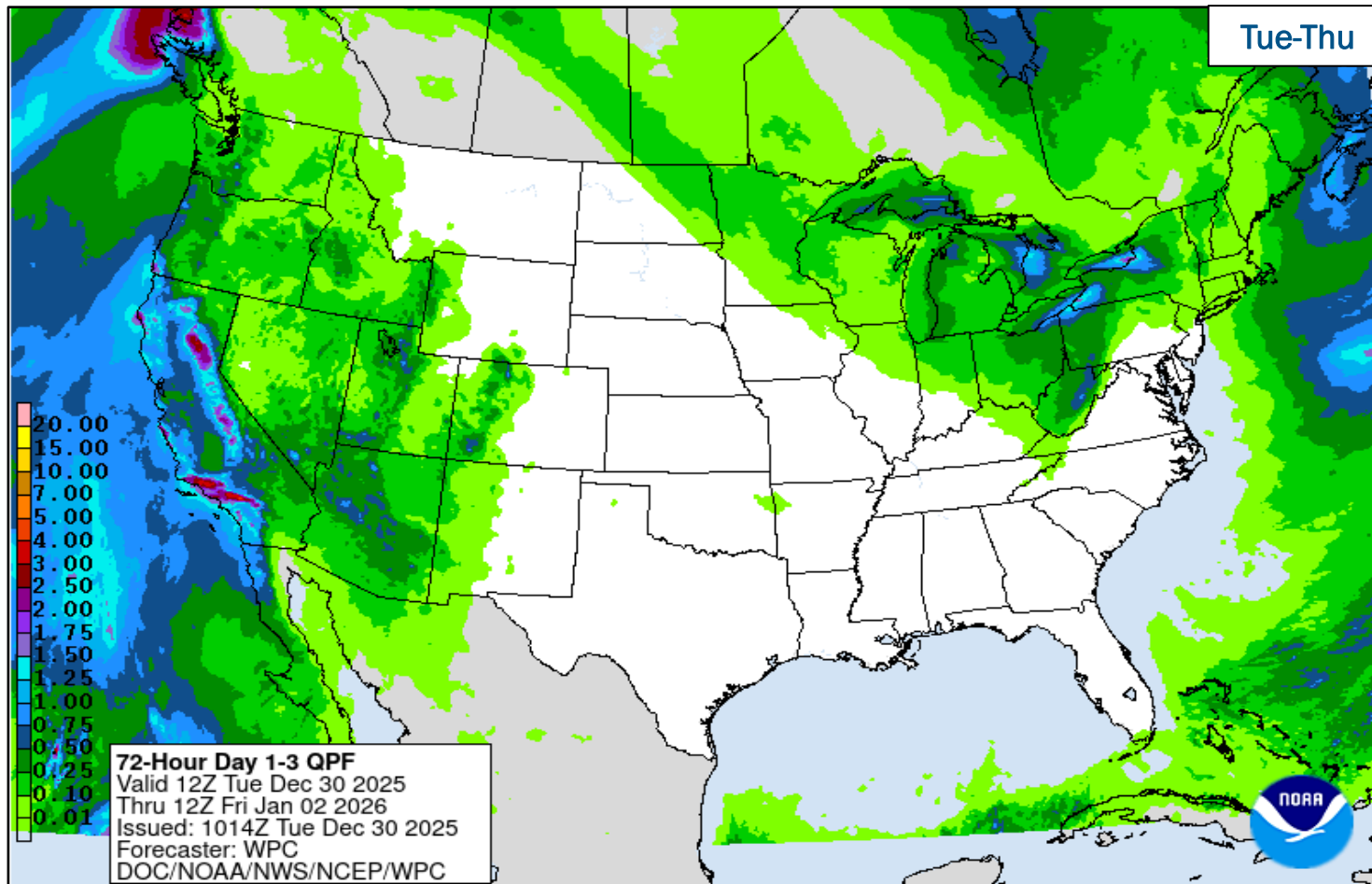
National Weather Forecast



FEMA

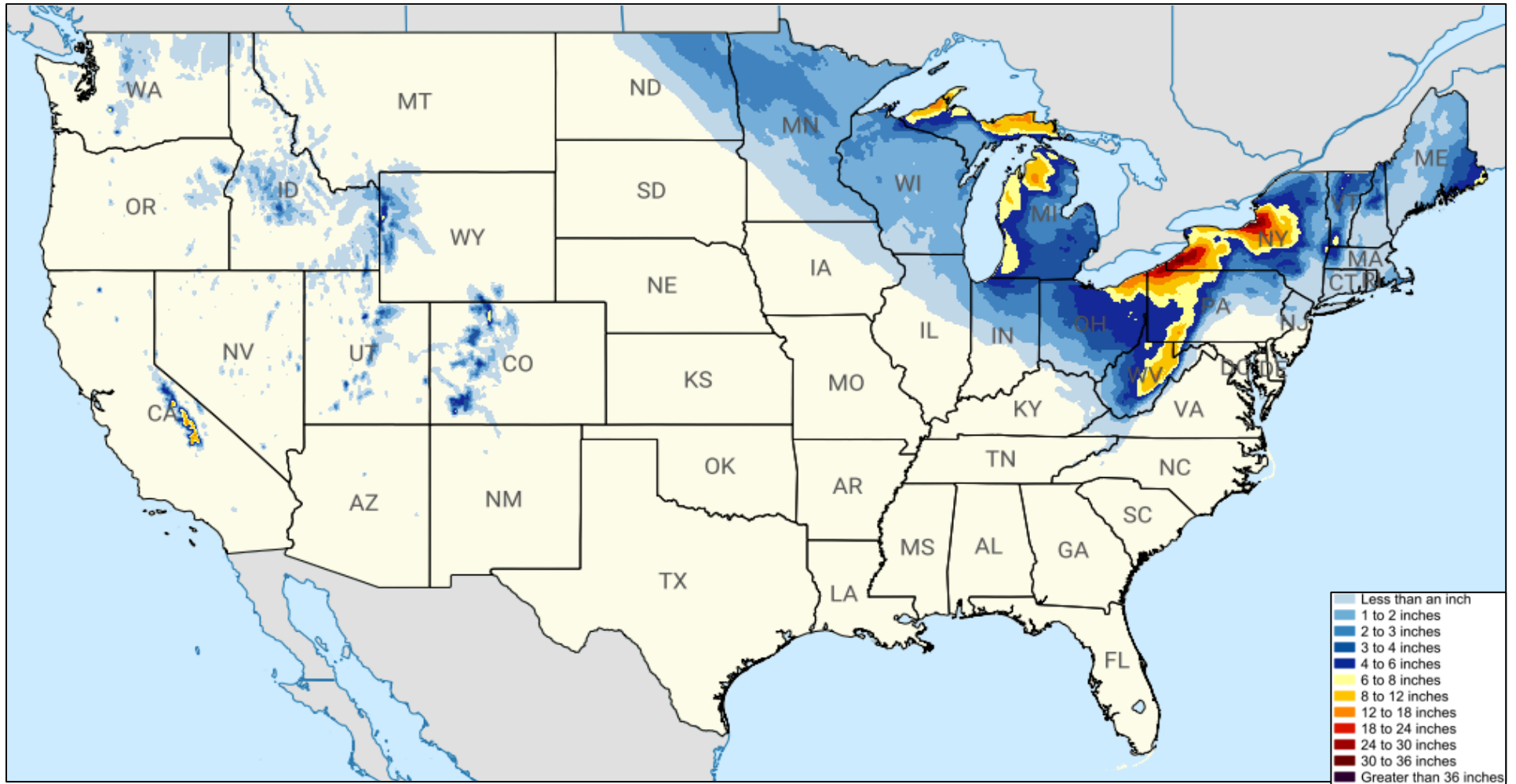
National Watch Center

Precipitation



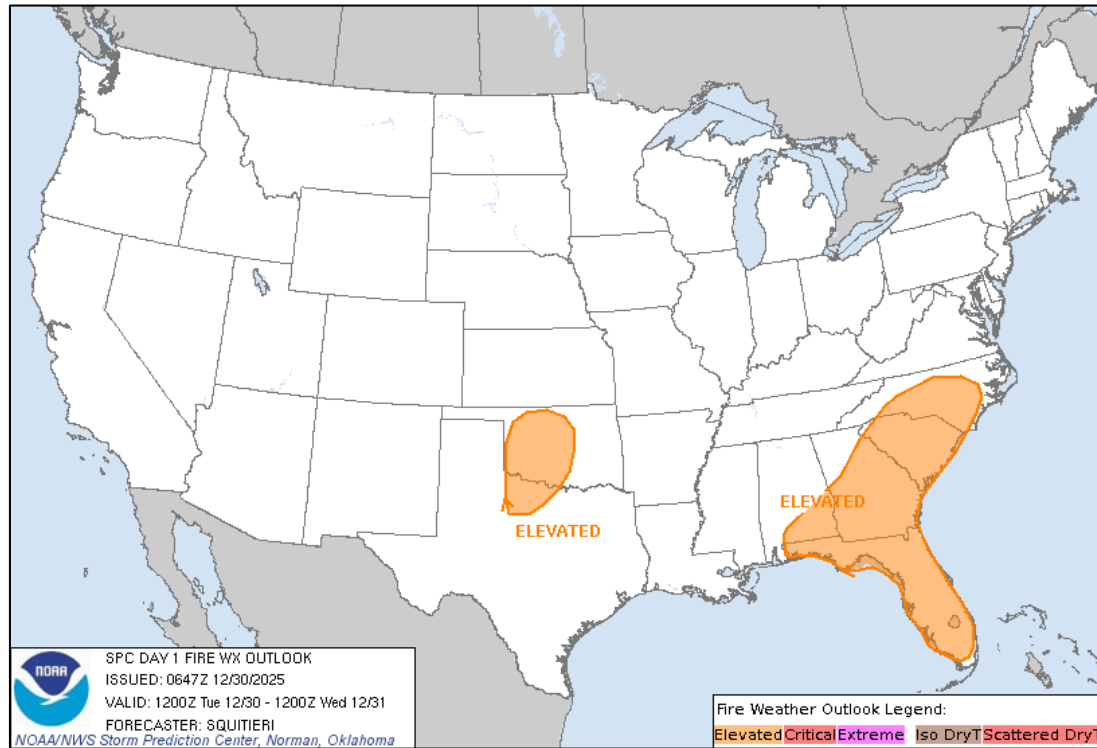
FEMA

Snowfall Forecast



FEMA

Fire Weather Outlook



Today



Tomorrow



FEMA

National Watch Center

FEMA Common Operating Picture

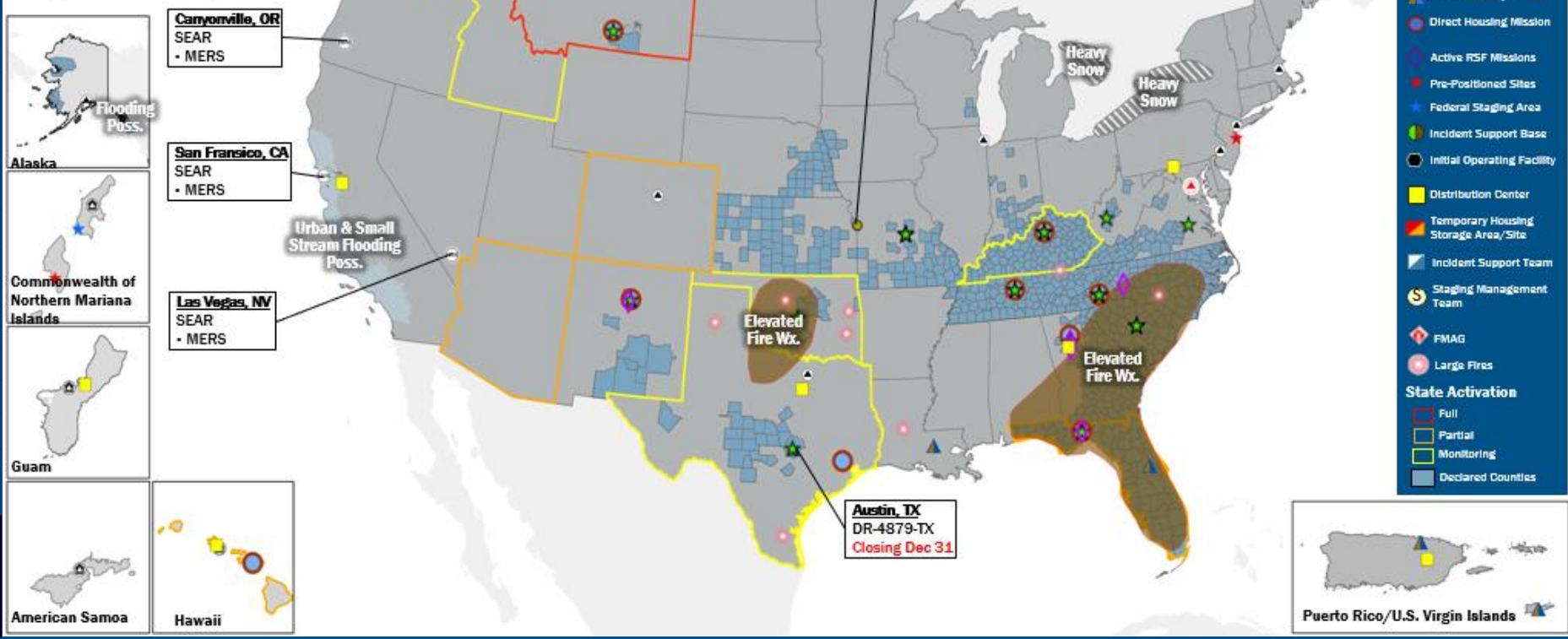
13 Joint Field Offices **Supporting** **42** Major Disasters **+** **8** Emergency Declarations **11** Direct Housing Missions **8** RSF-Supported Disasters **6** Joint Recovery Offices

Tuesday
December 30, 2025
8:30 a.m. ET

FEMA HQ	
NWC	NRCC
Monitoring	Steady State
FEMA REGIONS	
Watch	RRCC
Monitoring	R1 Rostered
Monitoring	R2 Rostered
Monitoring	R3 Rostered
Monitoring	R4 Rostered
Monitoring	R5 Rostered
Monitoring	R6 Rostered
Monitoring	R7 Rostered
Monitoring	R8 Rostered
Monitoring	R9 Rostered
Monitoring	R10 Rostered
Notes:	
NRCC/RWCs/RRCCs: • R5 RWC: Staffing (Dayshift only)	State EOCs: • HI/OK: Wildfires • FL: Previous Incidents • AZ/MT/TX: Flooding • ID/WA: Atmospheric River • CO: High Winds • KY: Severe Weather, Earthquake
IMATs: • NSTR	
Surge Capacity Force	
Rostered 7,970	Deployed 0

N-IMATs	
2-5 Teams Available	
Red	
White	
Blue	
Gold	
HS	
R-IMATs	
≥ 7 Teams Available	
R1	3
R2	
R3	Reconstituting
R4 (1)	
R4 (2)	1
R5	
R6 (1)	
R6 (2)	2
R7	MO (Oct 27)
R8	
R9 (1)	
R9 (2)	
R10	
Fully Mission Capable (FMC)	
Partially Mission Capable (PMC)	
Not Mission Capable (NMC)	
Deployed	

REGIONAL BREAKDOWN				
	JFO	DR	EM	JRO
R1	0	0	0	0
R2	0	0	0	2
R3	2	4	1	0
R4	6	16	5	1
R5	0	2	0	0
R6	3	5	1	3
R7	1	12	0	0
R8	1	2	1	0
R9	0	0	0	0
R10	0	1	0	0



IM Workforce

11,600 (-1) Assigned
5,697 (+47) Unavailable
2,882 (-12) Deployed

26% / 3,021 (-36) Available

IM Cadre Availability

Alternative Dispute Resolution: 13% (4/31); Civil Rights: 17% (17/99); Disability Integration: 24% (4/17); External Affairs: 13% (36/287); Environmental Planning and Historic Preservation: 9% (58/664); Field Leadership: 18% (21/119); Hazard Mitigation: 11% (87/782); Human Resources: 17% (27/159); Interagency Recovery Coordination: 21% (41/195); Public Assistance: 16% (334/2,044); Planning: 8% (30/353); Safety: 12% (12/89); Security: 11% (12/112)

13 Cadres ≤ 25% Availability

MERS

≥ 66%

36 Assigned
6 Unavailable
5 (+5) Deployed

25 (-5) Available

US&R

≥ 66%

28 Assigned
2 Unavailable
0 Deployed

26 Available

FCO

2 Type I

38 Assigned
6 (-2) Unavailable
25 (+1) (15(-2) FCOR) Deployed

7 (+1) Available

Declaration Requests in Process – 8

State / Tribe / Territory – Incident Description	Type	IA	PA	HM	Requested
POA* – Severe Storms and Flooding	DR	X	X	X	Oct 22
AZ – Severe Storms, Flooding, Landslides, and Mudslides	DR	X			Nov 12
VT – Severe Storm and Flooding – Appeal	DR		X	X	Nov 20
IL – Severe Storms and Flooding – Appeal	DR	X			Nov 21
IL – Severe Storms, Straight-line Winds, and Flooding – Appeal	DR	X			Nov 21
KS – Severe Storms, Straight-line Winds, and Flooding	DR		X	X	Nov 21
LLBO** – Building Fire	DR		X	X	Nov 30
MT – Severe Winter Storms and Straight-line Winds	EM		X		Dec 24

*Pueblo of Acoma, **Leech Lake Band of Ojibwe



FEMA



FEMA

Helping people before, during, and after disasters.



Scan to subscribe to this briefing.