

FEMA National Watch Center

# Daily Operations Briefing

Sunday, December 3, 2023

8:30 a.m. ET



**FEMA**

# National Current Ops/Monitoring

---

## New Significant Incidents/Ongoing Ops

- No significant incidents/operations

## Hazard Monitoring

- Heavy Rain/Flash Flooding – Portions of OR, WA, and CA
- Heavy Snow – Portions of the Central Great Basin, Rockies, and Northeast
- Mixed Precipitation – Portions of the Northwest, Middle Mississippi Valley, Great Lakes, and Northeast

---

## Disaster Declaration Activity

- No new declaration activity

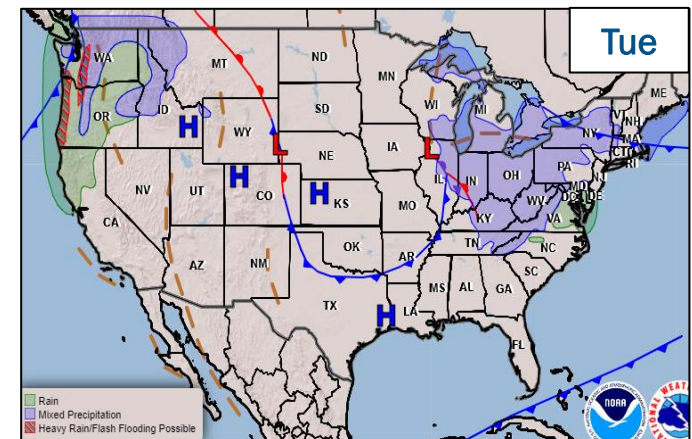
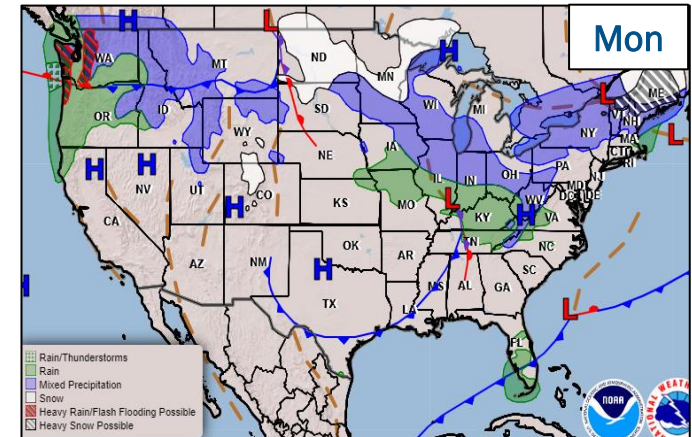
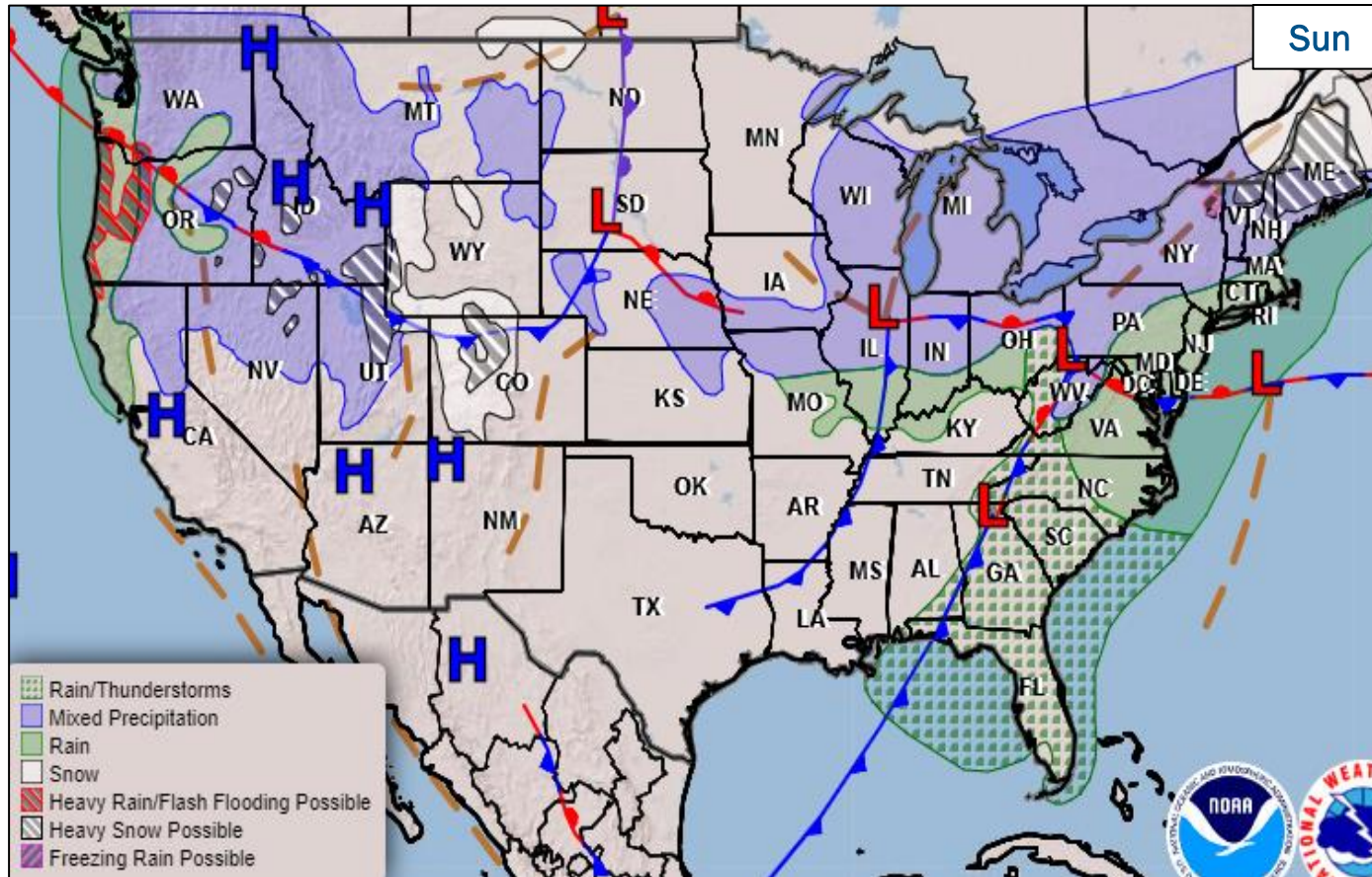
## Event Monitoring

- No significant events



**FEMA**

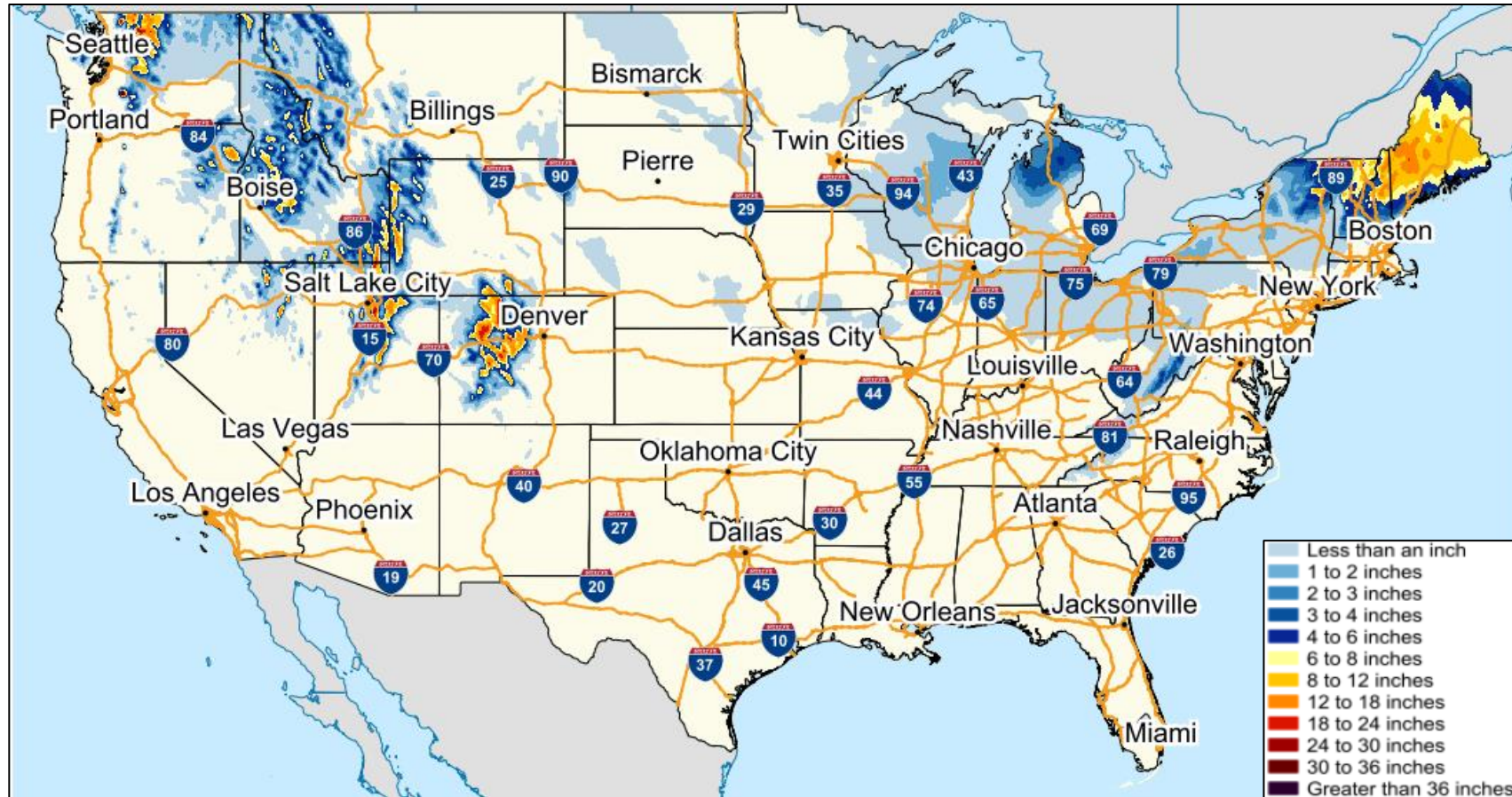
# National Weather Forecast



FEMA


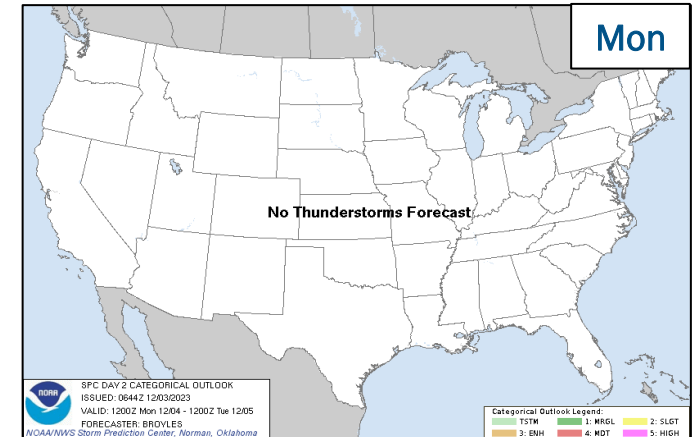
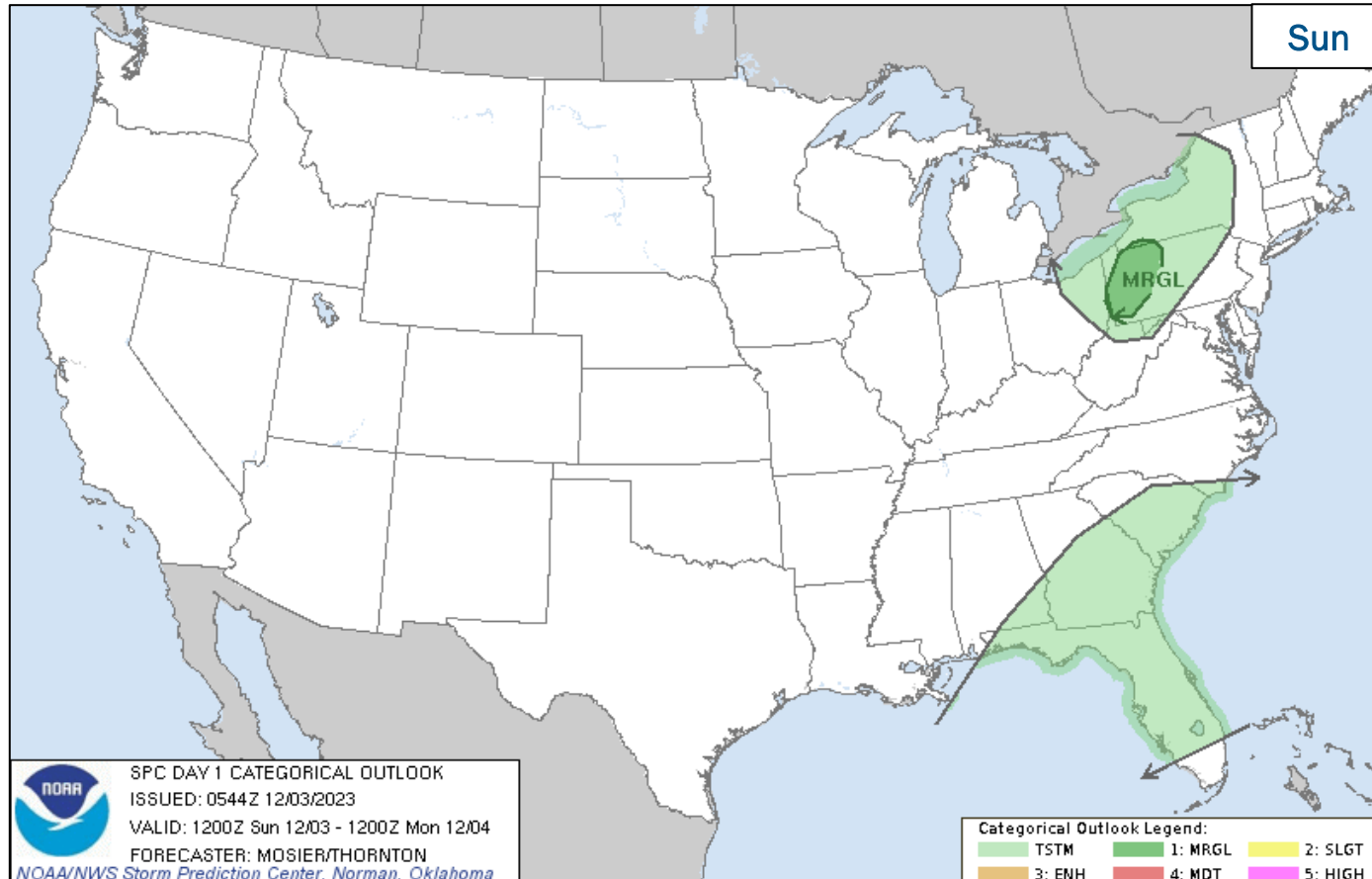
National Watch Center

# Snowfall Forecast



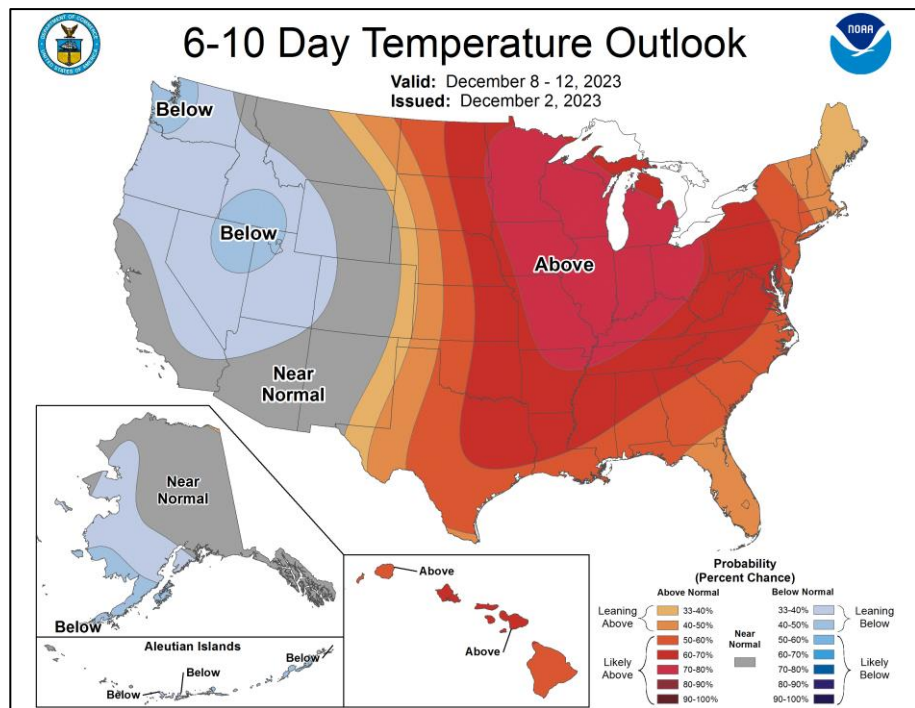
FEMA

# Severe Weather Outlook

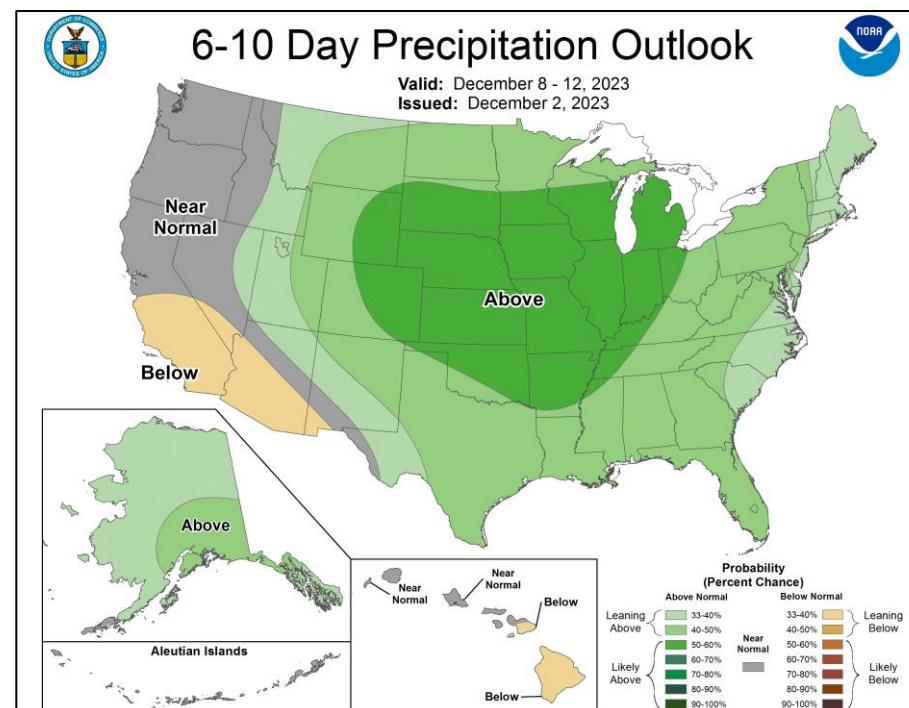


FEMA

# Long Range Outlooks – Dec 8-12



6-10 Day Temperature Probability



6-10 Day Precipitation Probability




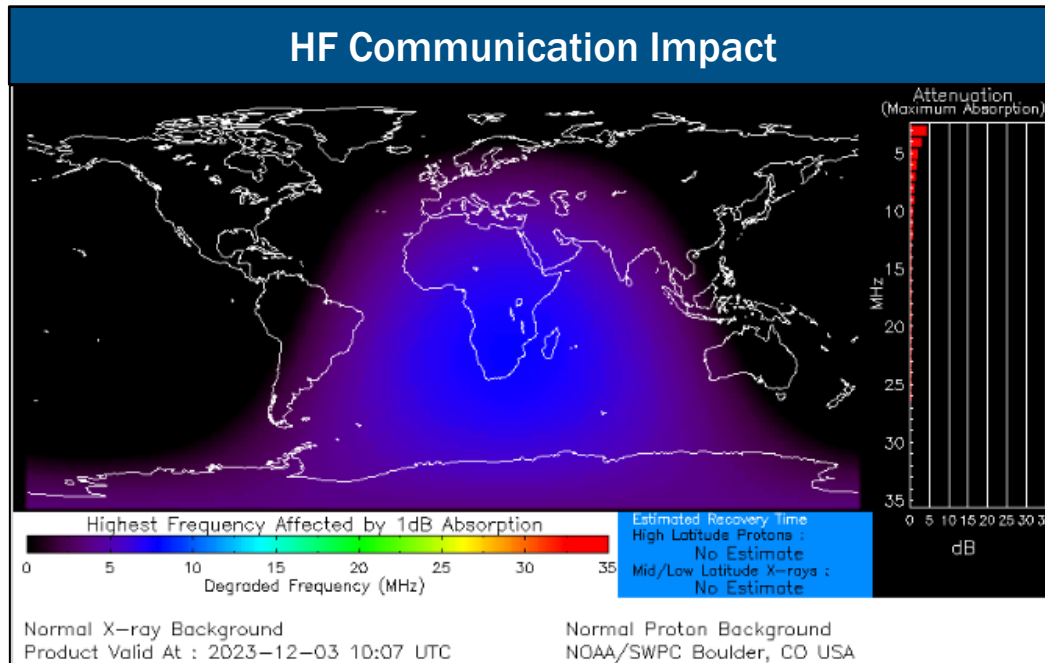
FEMA

National Watch Center

# Space Weather Outlook

Minor	Space Weather Activity	Geomagnetic Storms	Solar Radiation	Radio Blackouts
Past 24 Hours	None	None	None	None
Next 24 Hours	None	None	None	None

For further information on NOAA Space Weather Scales refer to: <http://www.swpc.noaa.gov/noaa-scales-explanation>  
 For further information on Sunspot Activity refer to: <https://www.swpc.noaa.gov/phenomena/sunspotssolar-cycle>



**FEMA**

# FEMA Common Operating Picture

**18 + 5** Joint Field Offices Virtual Joint Field Offices Supporting  
**72 + 4** Major Disasters Emergency Declarations  
**8** Direct Housing Missions  
**27** RSF-Supported Disasters

Sunday  
 December 3, 2023  
 8:30 a.m. ET

FEMA HQ	
NWC	NRCC
Monitoring	Activated
FEMA REGIONS	
Watch	RRCC
Monitoring	I Rostered
Monitoring	II Rostered
Monitoring	III Rostered
Monitoring	IV Rostered
Monitoring	V Rostered
Monitoring	VI Rostered
Monitoring	VII Rostered
Monitoring	VIII Rostered
Monitoring	IX Rostered
Monitoring	X Rostered
Notes:	
RWCs/RRCCs/IMATs: NRCC/N-IMAT HS: DHS Coordination	STATE EOCs: MS/CO: Severe Weather FL: TC Idalia TX: Ongoing Threats ND: Avian Influenza AZ/CO: SW Border CA/HI/KY/CO/VA: Wildfires CA/NV: TC Hilary USVI: Potable Water TN: Severe Fire Weather AK: Wrangell Landslide ND: Boil Order Support
Volunteer Force	
Rostered 7,387	Deployed 123
Surge Capacity Force	
Rostered 8,403	Deployed 0

N-IMATs	
2-5 Teams Available	
Red	
White	
Blue	
Gold	
HS	DC
R-IMATs	
≥ 7 Teams Available	
I	
II	1
III	
IV-1	
IV-2	
V	
VI-1	
VI-2	
VII	
VIII	2
IX-1	Personnel
IX-2	
X	3
Fully Mission Capable (FMC)	
Partially Mission Capable (PMC)	
Not Mission Capable (NMC)	
Deployed	

REGIONAL BREAKDOWN			
	JFO/VJFO	DR	EM
I	3/0	10	2
II	2/1	3	1
III	0/0	0	0
IV	5/1	20	1
V	2/0	3	0
VI	1/0	2	0
VII	2/0	3	0
VIII	1/0	3	0
IX	1/1	17	0
X	1/2	11	0

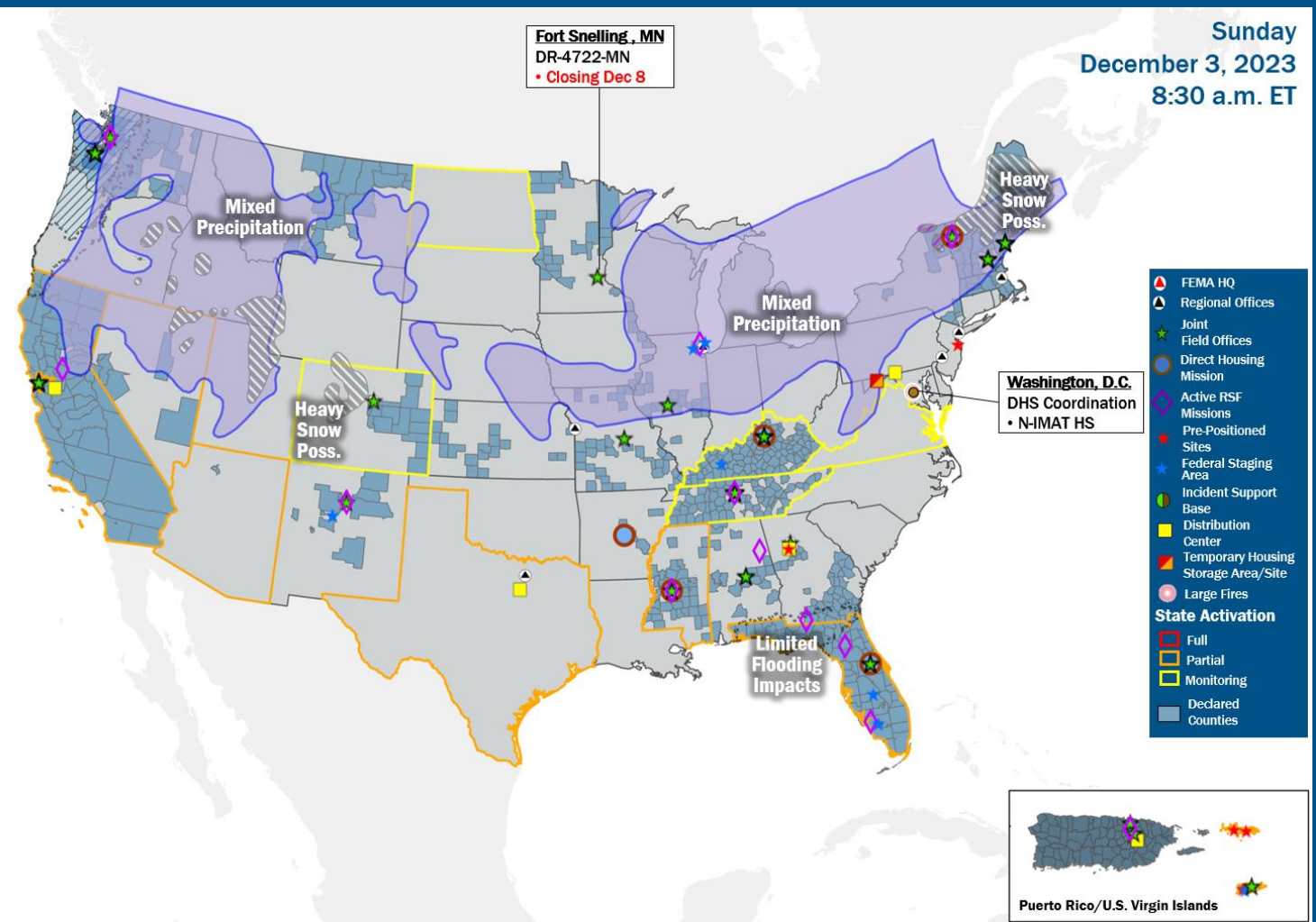
Alaska

Commonwealth of Northern Mariana Islands

Guam

American Samoa

Hawaii



## IM Workforce

13,617 Assigned  
 4,340 (+5) Unavailable  
 5,293 (-18) Deployed

---

29% / 4,002 (+13) Available

## IM Cadre Availability

10 Cadres ≤ 25% Availability

Environmental Planning and Historic Preservation: 18% (146/811); Field Leadership: 18% (26/146); Hazard Mitigation: 20% (244/1,211); Human Resources: 19% (34/177); Interagency Recovery Coordination: 16% (46/287); Operations: 16% (56/349); Public Assistance: 12% (251/2,173); Planning 15% (68/463); Safety: 16% (13/83); Security: 19% (25/129)

## MERS

> 66%

36 Assigned  
 0 Unavailable  
 0 Deployed

---

36 Available

## US&R

> 66%

28 Assigned  
 1 Unavailable  
 0 Deployed

---

27 Available

## FCO

≤ 1 Type I

50 Assigned  
 12 Unavailable  
 33 (25 FCOR) Deployed

---

5 Available



# Joint Preliminary Damage Assessments

Region	State / Location	Incident	IA	Number of Counties		Start - End
			PA	Requested	Complete	
I	MA	Flooding Sep 11-13	IA	2	2	10/10 - 10/27
			PA	4	2	10/10 - TBD



**FEMA**

# Declaration Requests in Process – 12

State / Tribe / Territory – Incident Description	Type	IA	PA	HM	Requested
MI – Flooding (Appeal)	DR		X	X	Jun 15
OH – Train Derailment	DR	X	X	X	Jul 3
UT – Flooding	DR		X	X	Aug 11
Inupiat Community of the Arctic Slope (ICAS) – Severed Undersea Fiber Optic Line (Appeal)	EM		X		Aug 23
NH – Severe Winter Storm and Snowstorm (Appeal)	DR		X	X	Sep 6
WA – Wildfires	DR	X	X	X	Oct 4
MI – Severe Storms, Tornadoes, and Flooding	DR	X	X	X	Oct 18
KY – Severe Storms, Tornadoes, Straight-Line Winds, and Flooding (Appeal)	DR	X		X	Oct 23
WV – Severe Storms, Flooding, Landslides, and Mudslides	DR	X		X	Oct 25
RI – Severe Storms, Flooding, and Tornadoes	DR	X			Nov 8
PA – Severe Storms and Flooding	DR	X	X	X	Nov 9
NY – Severe Storm and Flooding	DR		X	X	Nov 29



**FEMA**



# FEMA

Helping people before, during, and after disasters.



*Scan to subscribe to this briefing.*