

FEMA National Watch Center

Daily Operations Briefing

Thursday, December 29, 2022

8:30 a.m. ET



FEMA

National Current Ops / Monitoring

New Significant Incidents / Ongoing Ops

- No significant incidents / operations

Hazard Monitoring

- Heavy Snow / Wintry Mix – Western U.S
- Freezing Rain – Upper Mississippi Valley
- Heavy Rain and Flash Flooding possible – CA, Southern Plains and Lower Tennessee Valley

Disaster Declaration Activity

- No new declaration activity

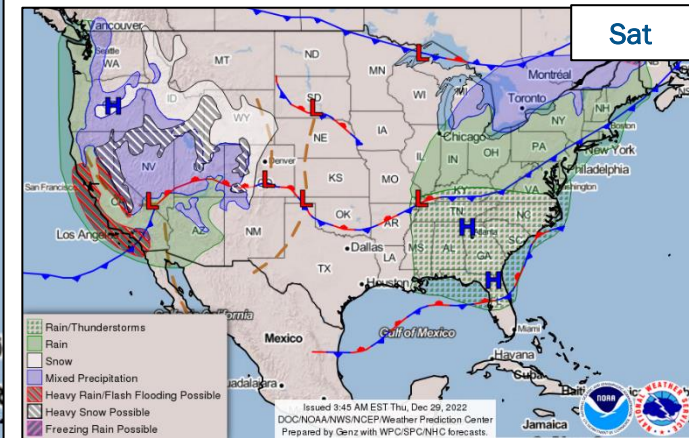
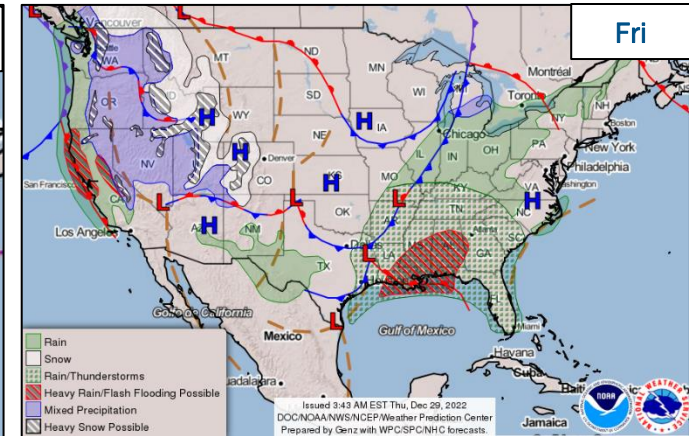
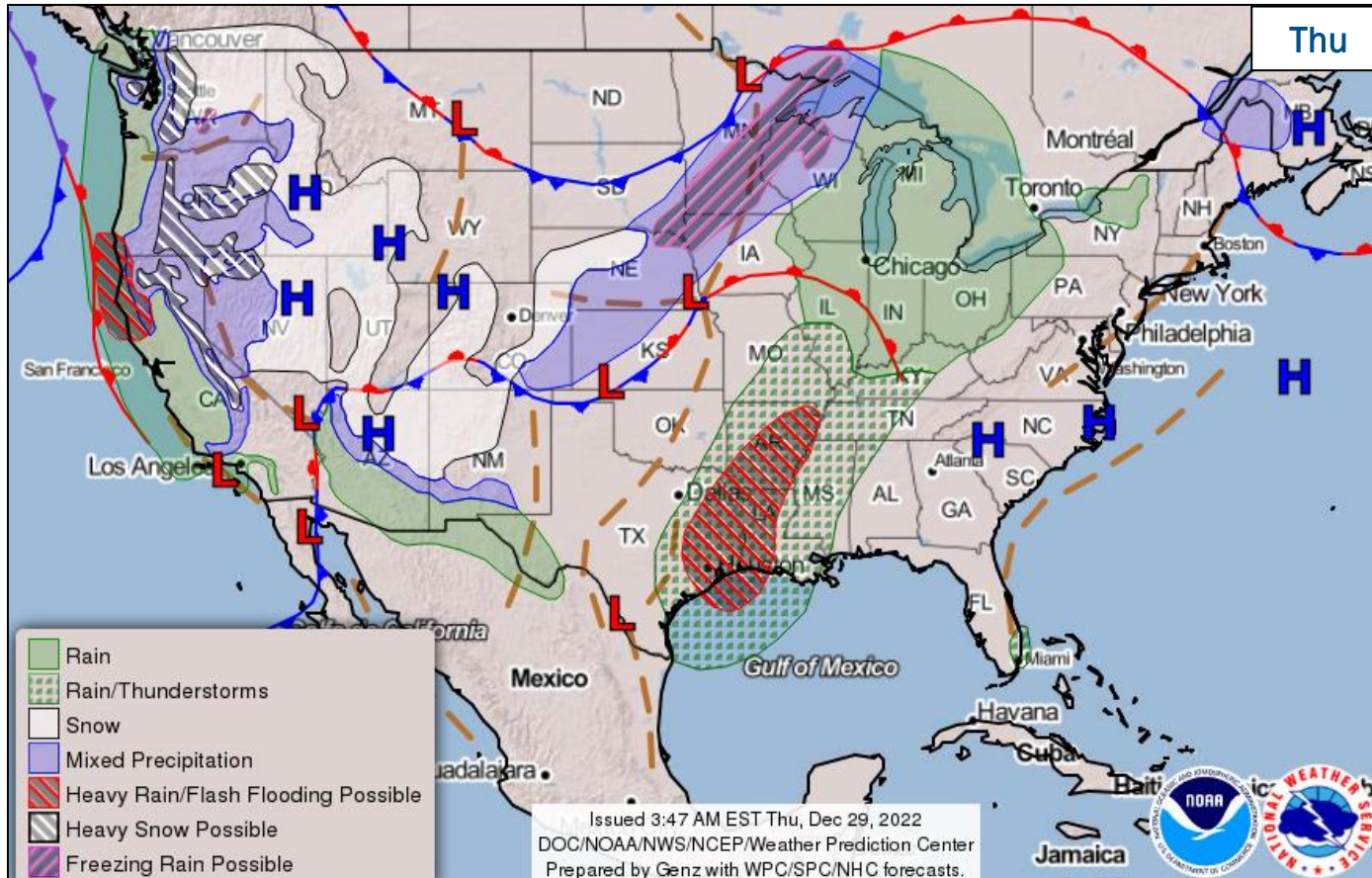
Event Monitoring

- No significant events



FEMA

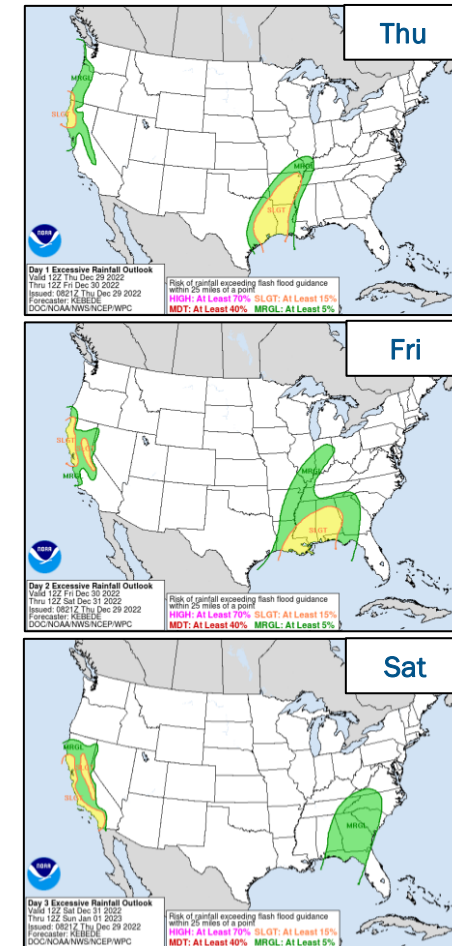
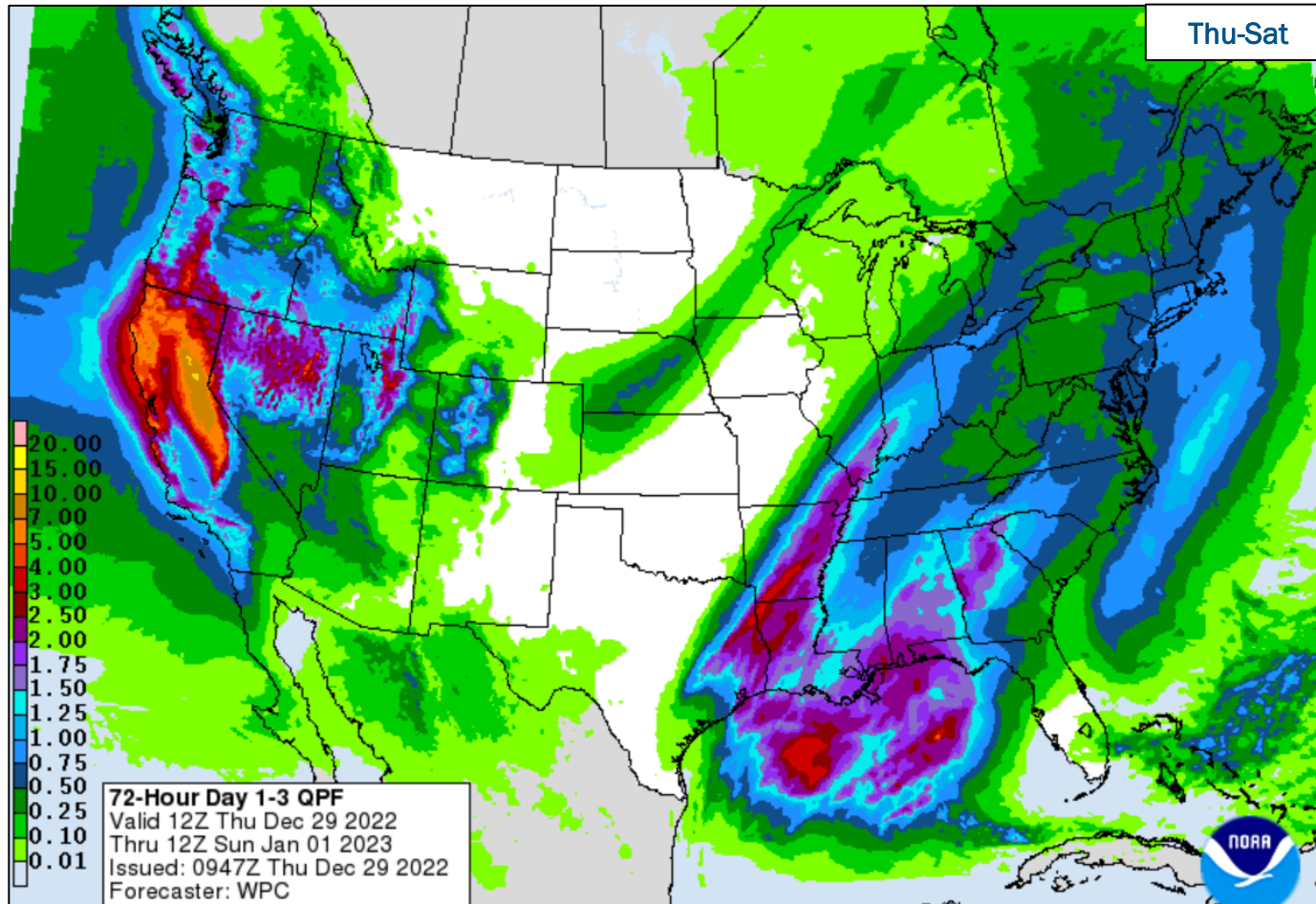
National Weather Forecast



FEMA

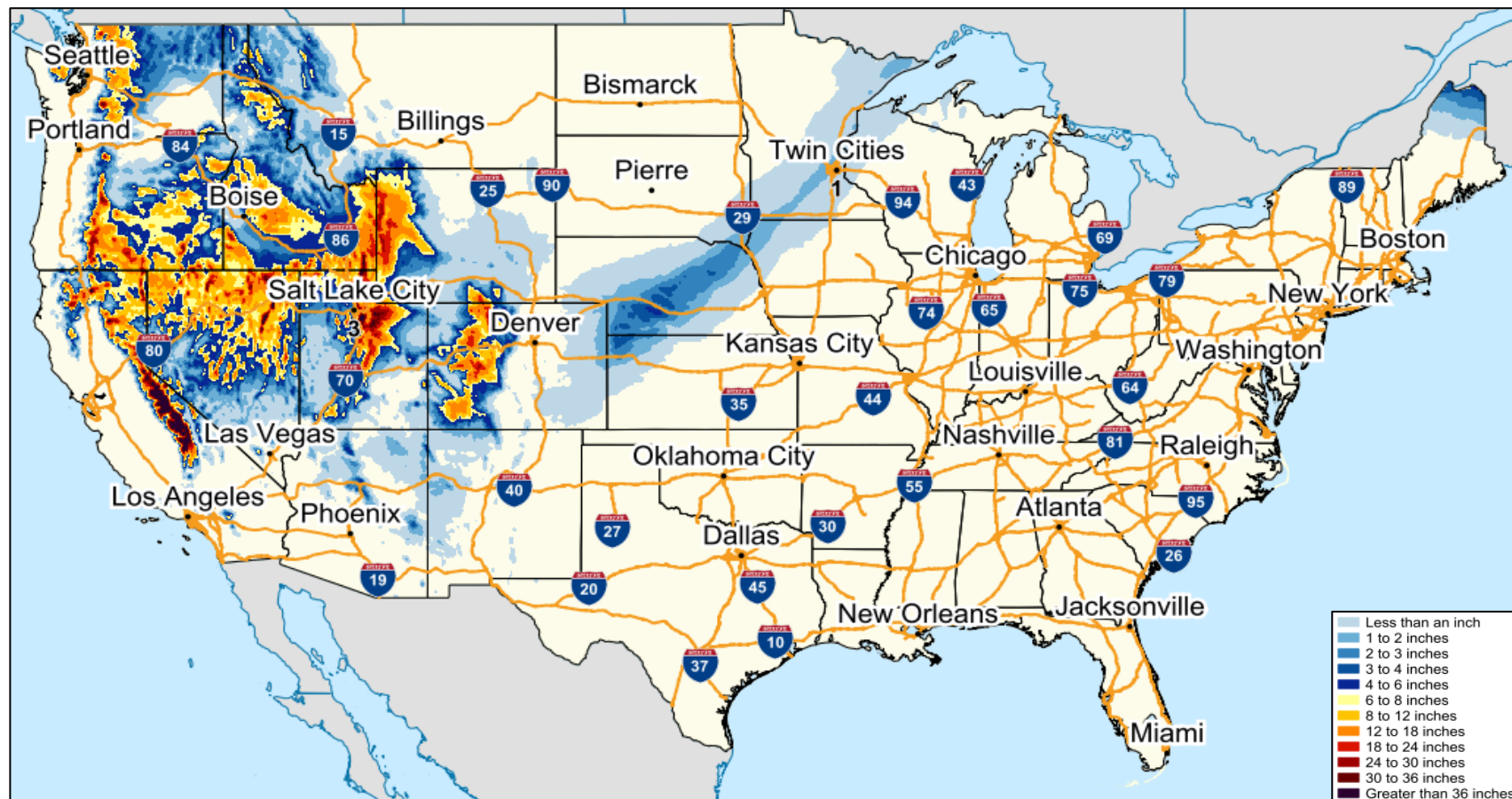
National Watch Center

Precipitation & Excessive Rainfall



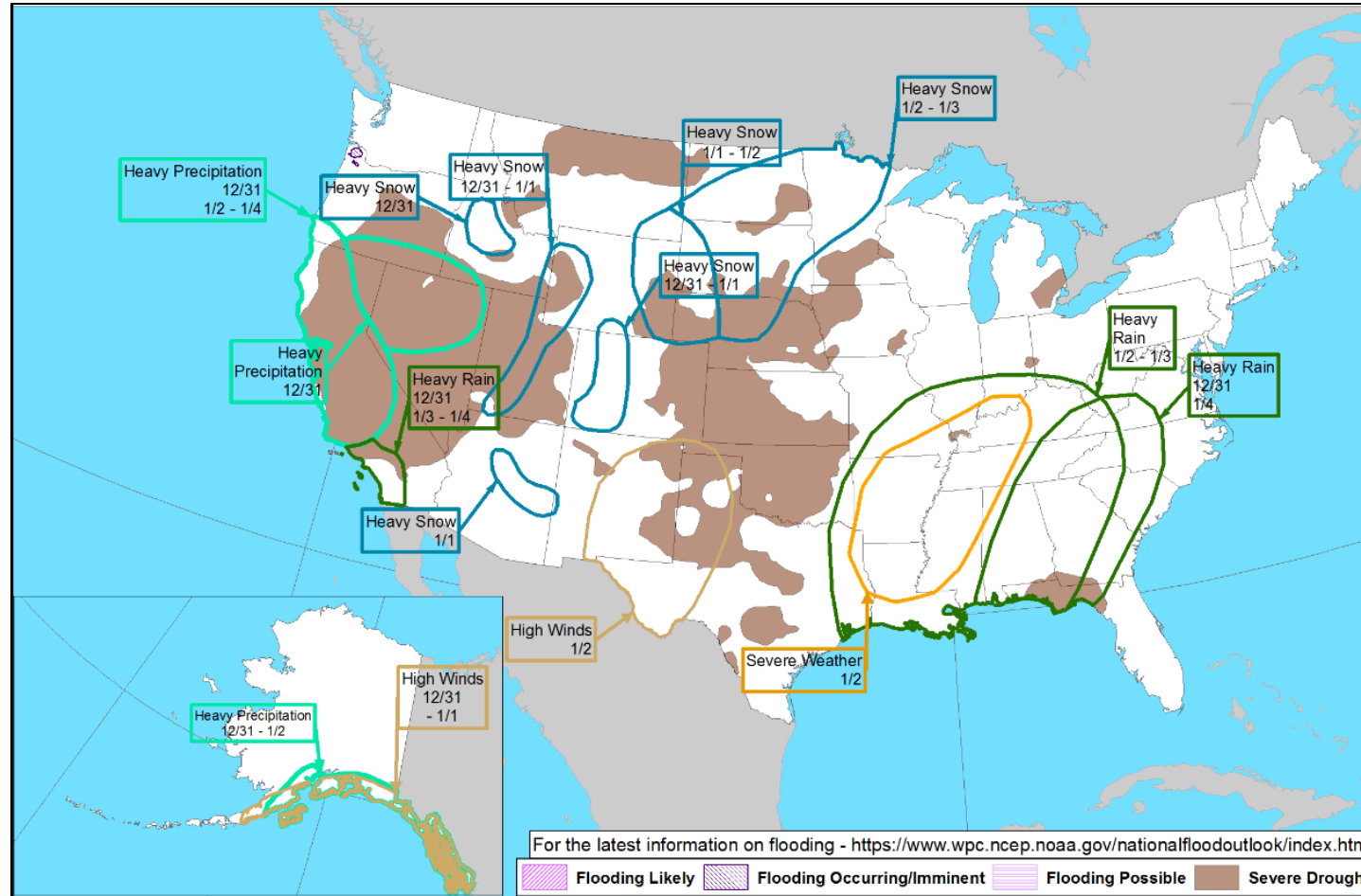
FEMA

Forecast Snowfall



FEMA

Hazards Outlook – Dec 31 – Jan 4



FEMA

FEMA Common Operating Picture

15
Joint Field
Offices

9
Virtual Joint
Field Offices

53
Major
Disasters

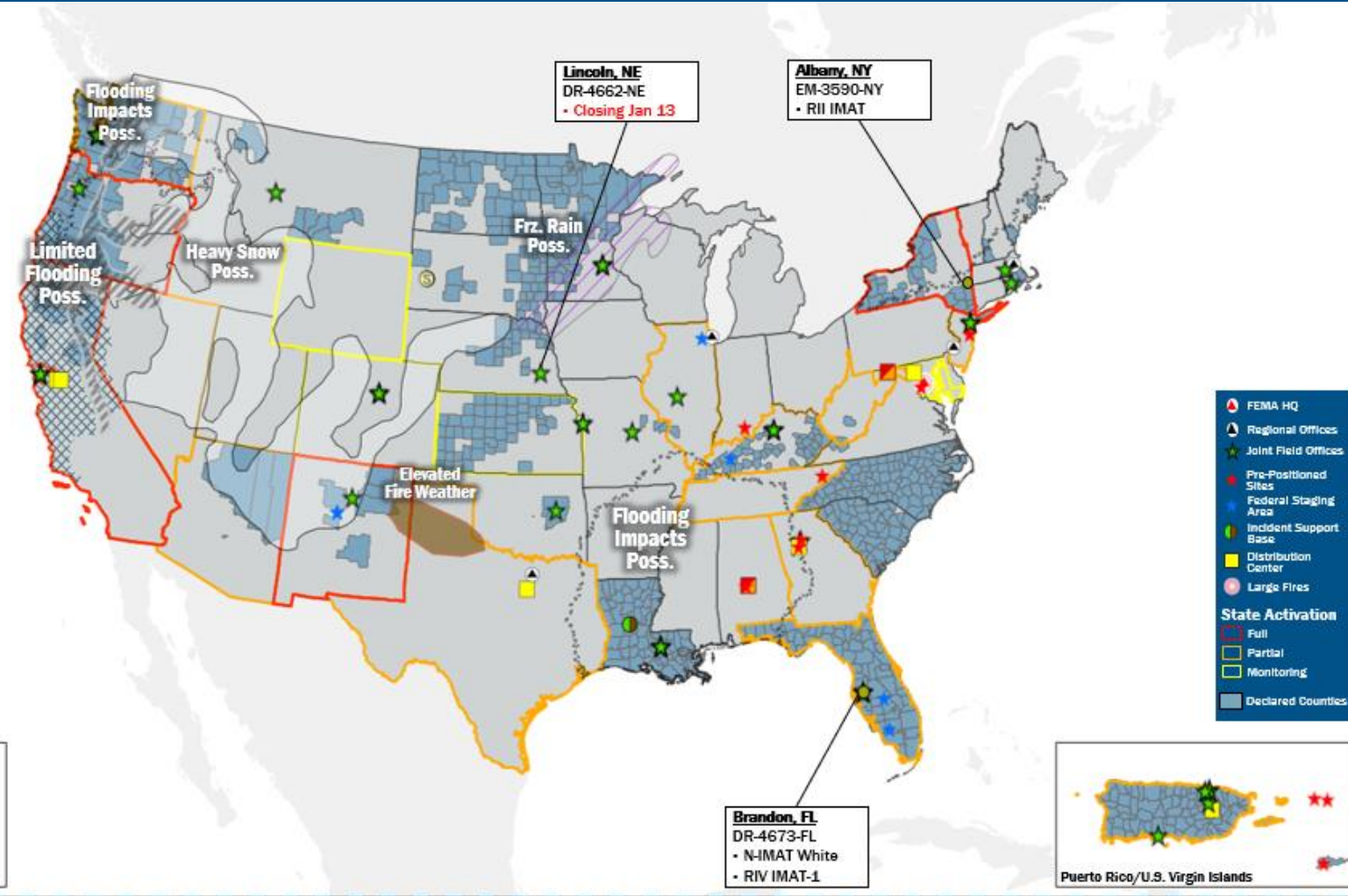
12
Emergency
Declarations

Thursday
December 29, 2022
8:30 a.m. ET

| FEMA HQ | |
|--|---|
| NWC | NRCC |
| Monitoring | Rostered |
| FEMA REGIONS | |
| Watch | RRCC |
| Monitoring | I Rostered |
| Enhanced | II Rostered |
| Monitoring | III Rostered |
| Monitoring | IV Rostered |
| Monitoring | V Rostered |
| Monitoring | VI Rostered |
| Monitoring | VII Rostered |
| Monitoring | VIII Rostered |
| Monitoring | IX Rostered |
| Monitoring | X Rostered |
| Notes: | |
| RWCs/RRCCs: • RII RWC: Enhanced (Winter Storm) | STATE EOCs: • NJ: TC Ida, Monkeypox • CO: GA/ KI/ NY/ TN/ TX/ WY/ WY: Arctic Blast • CO/ NJ: Avian Influenza • PR: TC Fiona • FL: TC Ian • NM: Flooding • IL: SW Border Bus Reception and Coordination • CO/ NM: Wildfires • TX: Ongoing Operations • KS: All Hazards • AZ/ CO: SW Border Coordination • AS/ GA: Seismic Activity • OR: RSV & Influenza Surge • WA: European Green Crabs/ Flu & RSV Season |
| Surge Capacity Force | |
| Rostered 7,692 | Deployed 0 |

| N-IMATs 2-4 Teams Available | |
|--------------------------------|-----------|
| Red | |
| White | FL |
| Blue | |
| Gold | |
| R-IMATs ≥ 7 Teams Available | |
| I | |
| II | NY EOC |
| III | Personnel |
| IV-1 | FL |
| IV-2 | |
| V | |
| VI-1 | Personnel |
| VI-2 | 1 |
| VII | |
| VIII | |
| IX-1 | Personnel |
| IX-2 | |
| X | Personnel |

| REGIONAL BREAKDOWN | | | |
|--------------------|----------|----|----|
| | JFO/VJFO | DR | EM |
| I | 2/0 | 5 | 0 |
| II | 2/3 | 5 | 5 |
| III | 0/0 | 3 | 0 |
| IV | 2/1 | 8 | 4 |
| V | 2/0 | 4 | 0 |
| VI | 2/1 | 3 | 3 |
| VII | 2/1 | 4 | 0 |
| VIII | 1/1 | 4 | 0 |
| IX | 0/1 | 6 | 0 |
| X | 2/1 | 11 | 0 |



FEMA HQ

- Regional Offices
- Joint Field Offices
- Pre-Positioned Sites
- Federal Staging Area
- Incident Support Base
- Distribution Center
- Large Fires

State Activation

- Full
- Partial
- Monitoring
- Declared Countries

IM Workforce

13,301 (-1) Assigned
4,193 (-10) Unavailable
5,008 (+42) Deployed

31% / 4,100 (-33) Available

IM Cadre Availability ≤ 25% Availability

Disability Integration: 14% (9/64); External Affairs: 25% (122/484); Environmental Planning and Historic Preservation: 17% (1143/838); Field Leadership: 16% (23/142); Hazard Mitigation: 19% (237/1,226); Operations: 20% (73/370); Public Assistance: 17% (362/2,189); Planning: 15% (70/474); Safety: 19% (14/74)

MERS

≥ 66%

36 Assigned
0 Unavailable
0 Deployed

36 Available

US&R

≥ 66%

28 Assigned
2 Unavailable
0 Deployed

26 Available

FCO

≤ 1 Type I

51 Assigned
3 Unavailable
40 (+2) (27 FCOR) Deployed

8 (-2) Available

Joint Preliminary Damage Assessments

| Region | State / Location | Incident | IA | Number of Counties | | Start - End |
|--------|------------------|--|----|--------------------|----------|-------------|
| | | | PA | Requested | Complete | |
| VI | OK | Severe Storms, Tornadoes, and Floods Nov 4 and continuing | IA | 0 | 0 | N/A |
| | | | PA | 4 | 0 | 11/18 - TBD |
| VIII | ND | Winter Storm Nov 9-11 | IA | 0 | 0 | N/A |
| | | | PA | 10 | 0 | 12/21 - TBD |



FEMA

Declaration Requests in Process – 5

| State / Tribe / Territory – Incident Description | Type | IA | PA | HM | Requested |
|--|------|----|----|----|-----------|
| OR – Wildfires and Straight-line Winds | EM | | X | | Sep 9 |
| GA – Flooding | DR | X | | | Oct 4 |
| UT – Severe Storms and Flooding | DR | | X | X | Oct 19 |
| CA – Heat Dome and Wildfires | DR | X | X | X | Oct 26 |
| Havasupai Tribe – Flooding | DR | | X | X | Nov 30 |



FEMA



FEMA

Helping people before, during, and after disasters.



Scan to subscribe to this briefing.