

FEMA National Watch Center

Daily Operations Briefing

Thursday, December 28, 2023

8:30 a.m. ET



FEMA

National Current Ops / Monitoring

New Significant Incidents / Ongoing Ops

- No new significant incidents / operations

Hazard Monitoring

- Freezing Rain – Maine
- Excessive Rain – Mid-Atlantic and the Northeast
- Mixed Precipitation – California, Pacific Northwest, Upper / Middle Mississippi Valley, and Maine

Disaster Declaration Activity

- No new disaster declaration activity

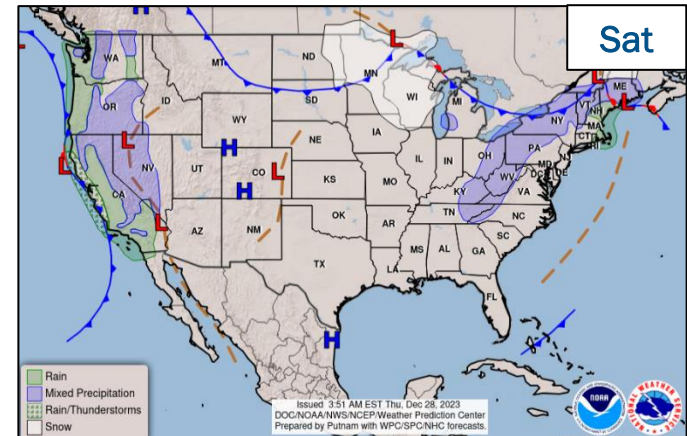
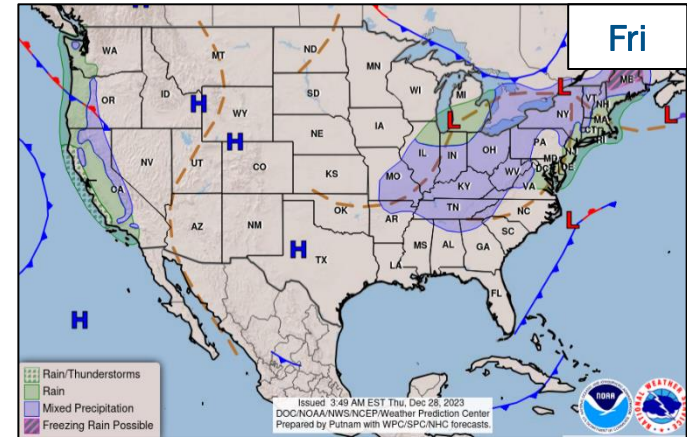
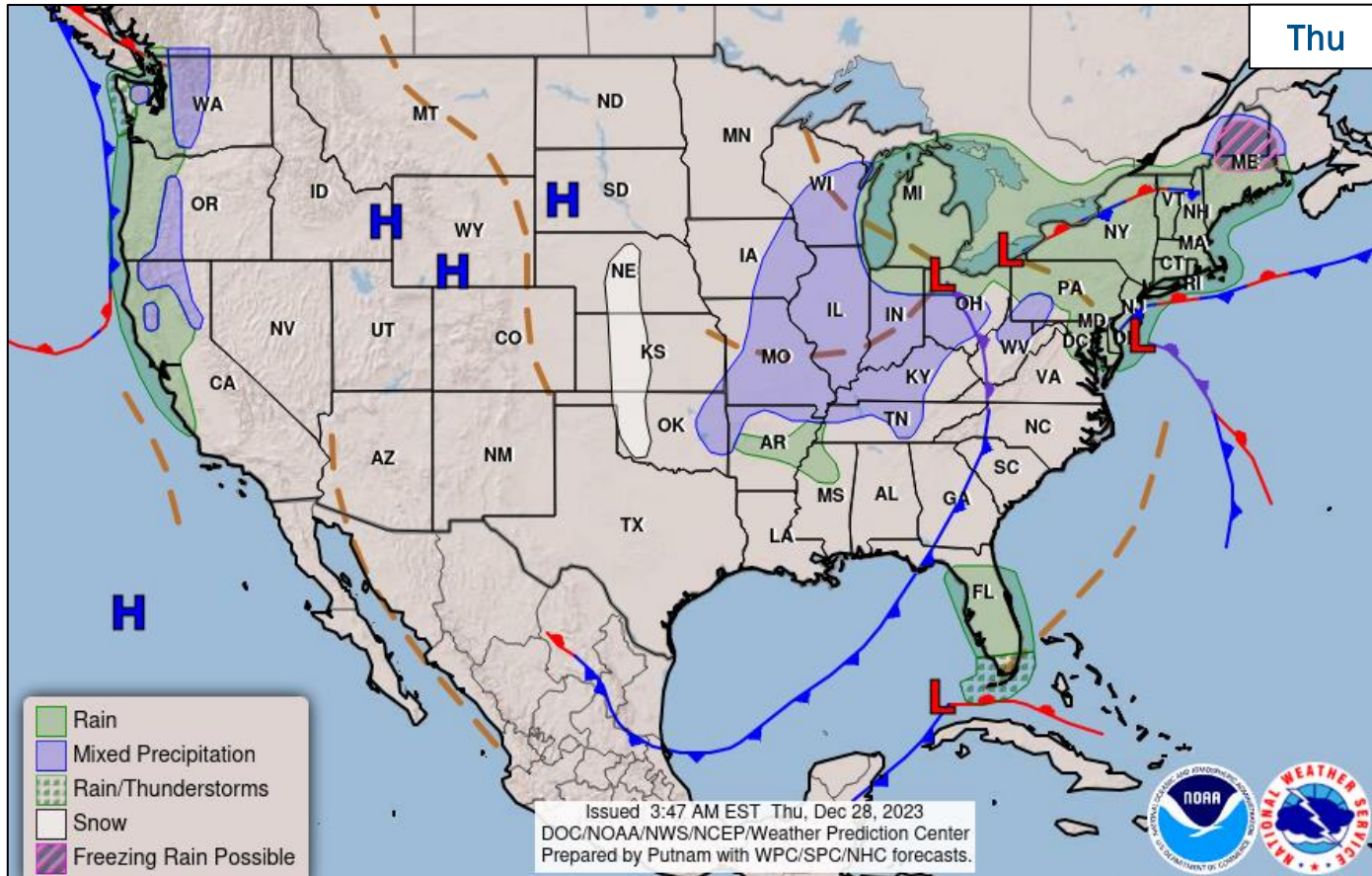
Event Monitoring

- No new significant events



FEMA

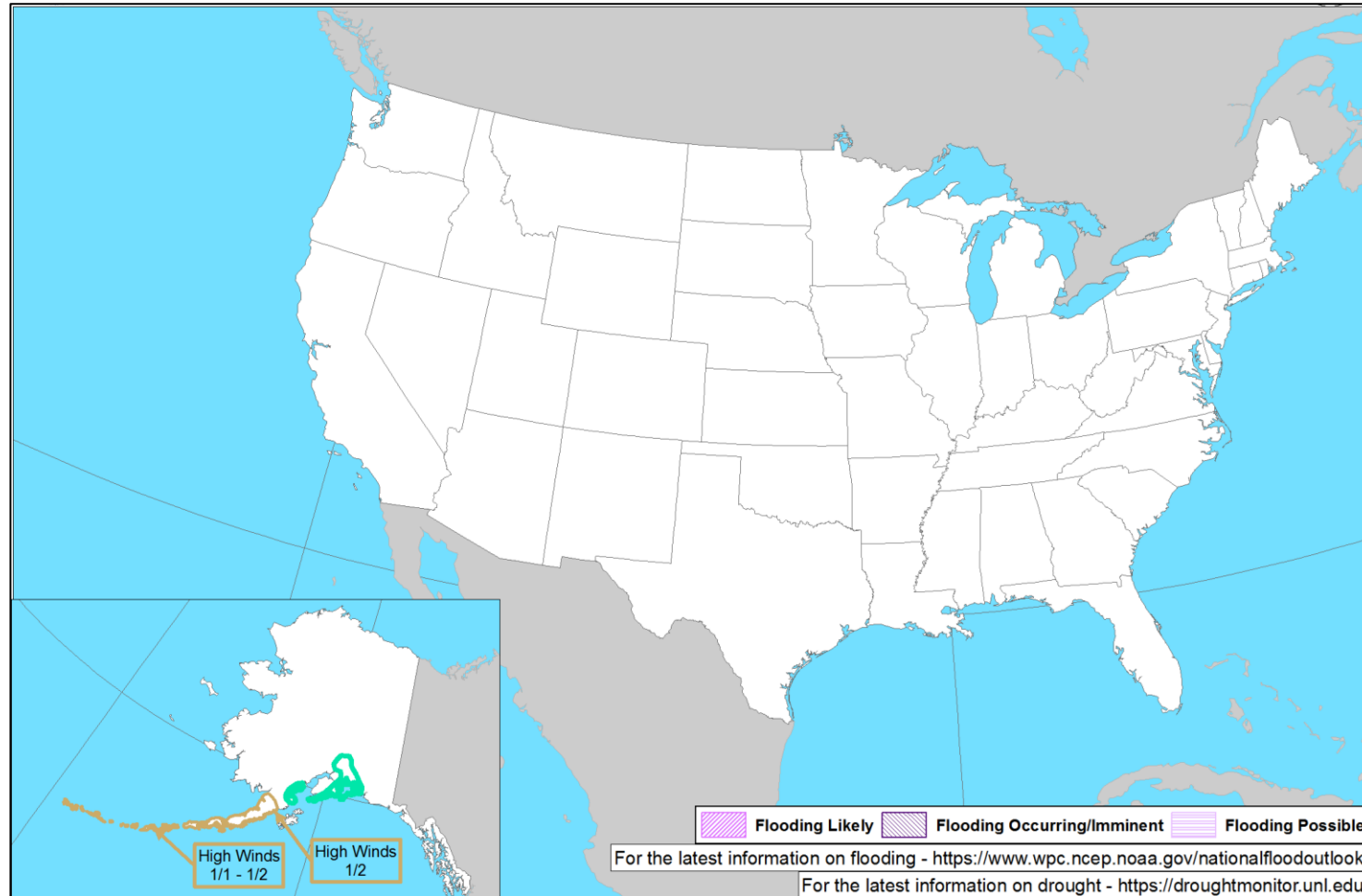
National Weather Forecast



FEMA

National Watch Center

Hazards Outlook – Dec 30 - Jan 3



FEMA

FEMA Common Operating Picture

17 + **5** Supporting
 Joint Field Offices Virtual Joint Field Offices
69 + **4**
 Major Disasters Emergency Declarations
8 **26**
 Direct Housing Missions RSF-Supported Disasters

Thursday
 December 28, 2023
 8:30 a.m. ET

FEMA HQ		
NWC	NRCC	
Monitoring	Activated	
FEMA REGIONS		
Watch	RRCC	
Monitoring	I	Rostered
Monitoring	II	Rostered
Monitoring	III	Rostered
Monitoring	IV	Rostered
Monitoring	V	Rostered
Monitoring	VI	Rostered
Monitoring	VII	Rostered
Monitoring	VIII	Rostered
Monitoring	IX	Rostered
Monitoring	X	Rostered

N-IMATs	
2-5 Teams Available	
Red	
White	
Blue	
Gold	
HS	

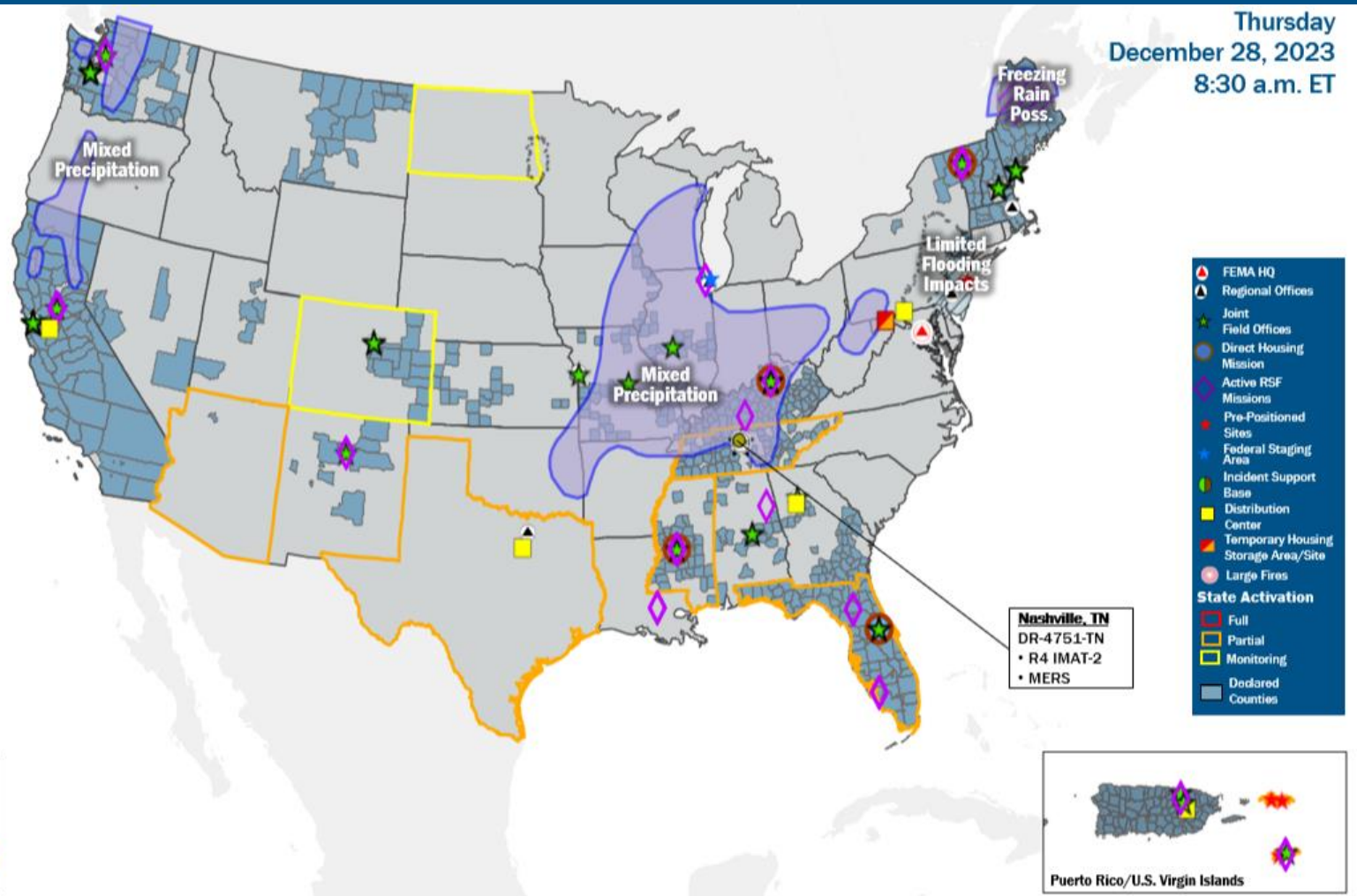
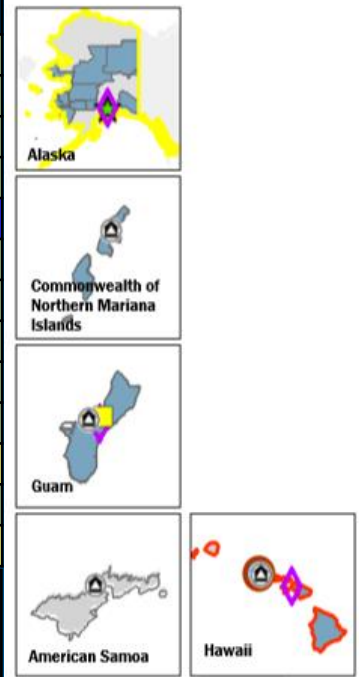
REGIONAL BREAKDOWN			
	JFO/VJFO	DR	EM
I	3/0	10	2
II	2/1	3	1
III	0/0	0	0
IV	5/1	21	1
V	1/0	2	0
VI	1/0	1	0
VII	2/0	3	0
VIII	1/0	4	0
IX	1/1	17	0
X	1/2	8	0

R-IMATs	
≥ 7 Teams Available	
I	
II	1
III	
IV-1	
IV-2	TN
V	
VI-1	
VI-2	
VII	
VIII	2
IX-1	Personnel
IX-2	
X	3 / Personnel

Notes:	
RWCs/RRCCs/IMATs:	STATE EOCs:
NRCC: Sustained Ops	CO/MS/TN: Severe Wx
	FL: TC Idalia
	TX: Ongoing Threats
	ND: Avian Influenza
	AZ/CO: SW Border
	HI/CO: Wildfires
	VI: Potable Water
	AK: Landslides
	ME: Coastal Storm

Volunteer Force	
Rostered 7,477	Deployed 126
Surge Capacity Force	
Rostered 8,387	Deployed 0

Fully Mission Capable (FMC)
Partially Mission Capable (PMC)
Not Mission Capable (NMC)
Deployed



Nashville, TN
 DR-4751-TN
 • R4 IMAT-2
 • MERS



IM Workforce

13,698 (-12) Assigned
 4,713 (-20) Unavailable
 4,733 (-15) Deployed

31% / 4,252 (+23) Available

IM Cadre Availability

8 Cadres ≤ 25% Availability

Environmental Planning and Historic Preservation: 19% (156/812); Field Leadership: 20% (29/146); Hazard Mitigation: 22% (262/1,216); Human Resources: 23% (41/176); Interagency Recovery Coordination: 17% (49/284); Operations: 22% (74/336); Public Assistance: 15% (322/2,175); Planning 14% (65/471)

MERS

> 66%

36 Assigned
 0 Unavailable
 1 (+1) Deployed

35 (-1) Available

US&R

> 66%

28 Assigned
 1 Unavailable
 0 Deployed

27 Available

FCO

≤ 1 Type I

49 Assigned
 15 Unavailable
 33 (22 FCOR) Deployed

1 Available

Joint Preliminary Damage Assessments

Region	State / Location	Incident	IA	Number of Counties		Start - End
			PA	Requested	Complete	
I	NH	Flooding Dec 18 - continuing	IA	0	0	N/A
			PA	10	0	1/17 - TBD
	ME	Flooding Dec 17 - continuing	IA	0	0	N/A
			PA	4	0	1/16 - TBD



FEMA

Declaration Requests in Process – 9

State / Tribe / Territory – Incident Description	Type	IA	PA	HM	Requested
MI – Flooding – APPEAL – Denied	DR		X	X	Jun 15
OH – Train Derailment	DR	X	X	X	Jul 3
Inupiat Community of the Arctic Slope (ICAS) – Severed Undersea Fiber Optic Line – APPEAL	EM		X		Aug 23
NH – Severe Winter Storm and Snowstorm – APPEAL – Denied	DR		X	X	Sep 6
WA – Wildfires	DR	X	X	X	Oct 4
MI – Severe Storms, Tornadoes, and Flooding	DR	X	X	X	Oct 18
KY – Severe Storms, Tornadoes, Straight-Line Winds, and Flooding – APPEAL	DR	X			Oct 23
WV – Severe Storms, Flooding, Landslides, and Mudslides	DR	X		X	Oct 25
RI – Severe Storms, Flooding, and Tornadoes	DR	X			Nov 9
PA – Severe Storms and Flooding – Denied	DR	X	X	X	Nov 9
NY – Severe Storm and Flooding	DR		X	X	Nov 29
MA – Severe Storms and Flooding	DR	X	X	X	Dec 11



FEMA



FEMA

Helping people before, during, and after disasters.



Scan to subscribe to this briefing.