

FEMA National Watch Center

Daily Operations Briefing

Wednesday, December 28, 2022

8:30 a.m. ET



FEMA

National Current Ops / Monitoring

New Significant Incidents / Ongoing Ops

- No significant incidents / operations

Hazard Monitoring

- Heavy Snow / Wintry Mix – Western U.S to Great Lakes and Northeast
- Northeast Winter Storm

Disaster Declaration Activity

- No new declaration activity

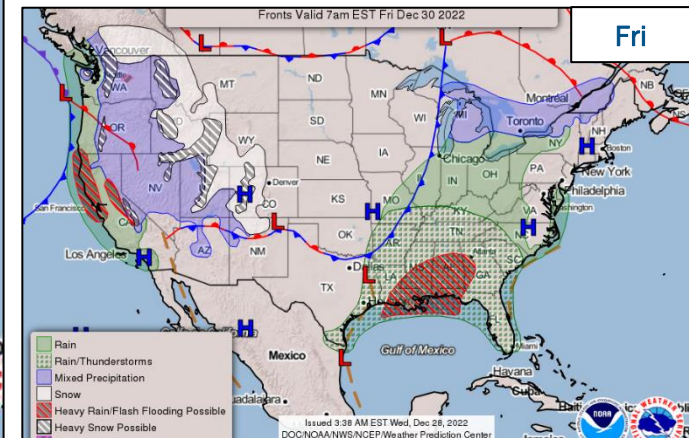
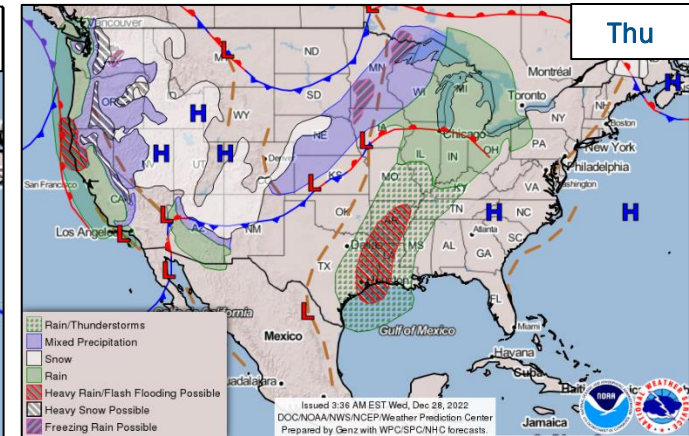
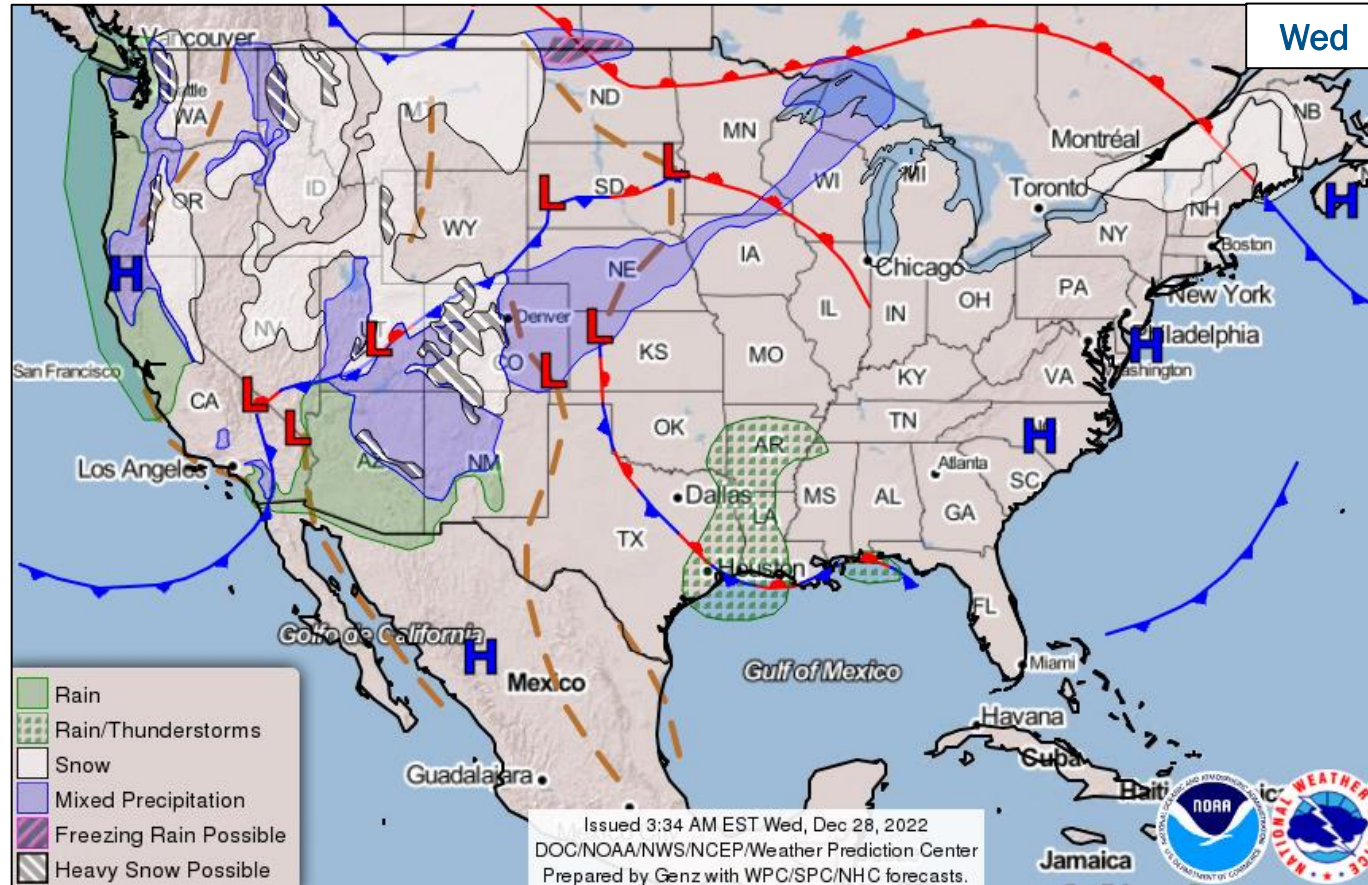
Event Monitoring

- No significant events



FEMA

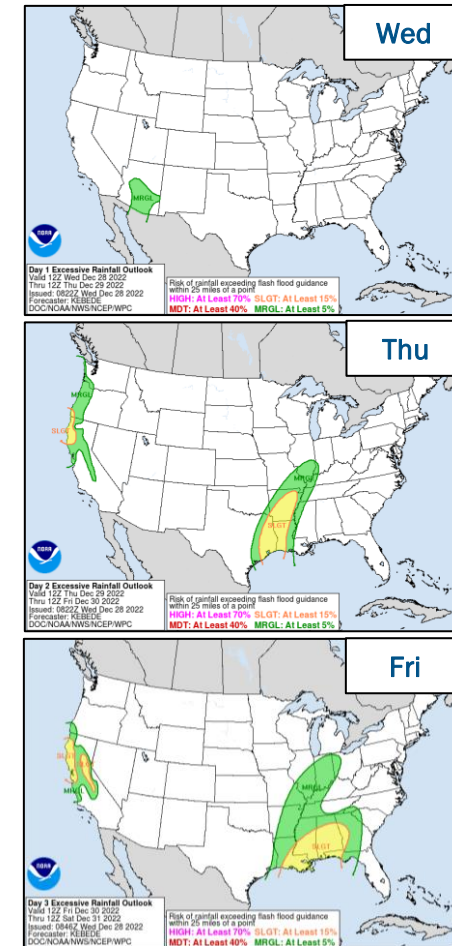
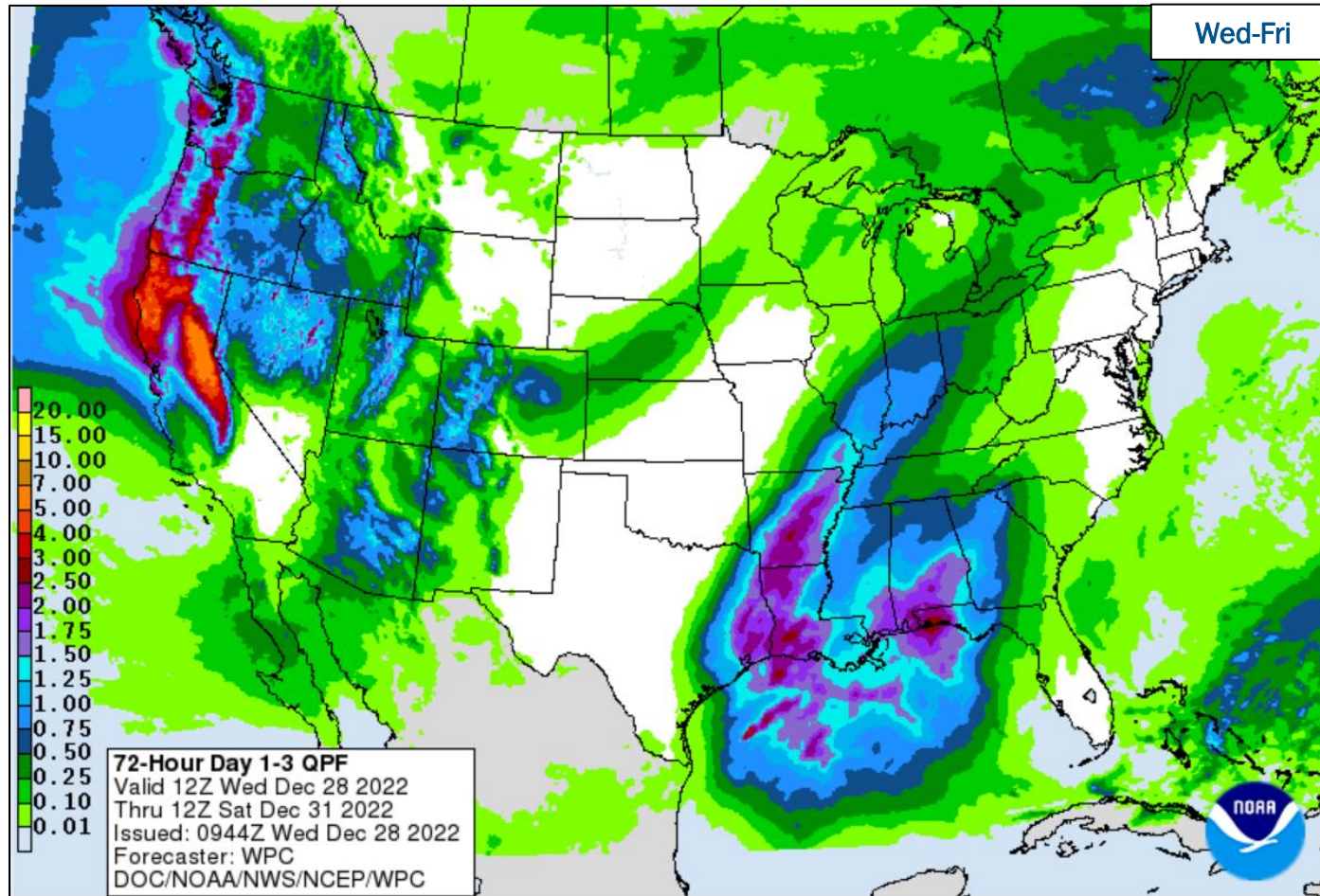
National Weather Forecast



FEMA

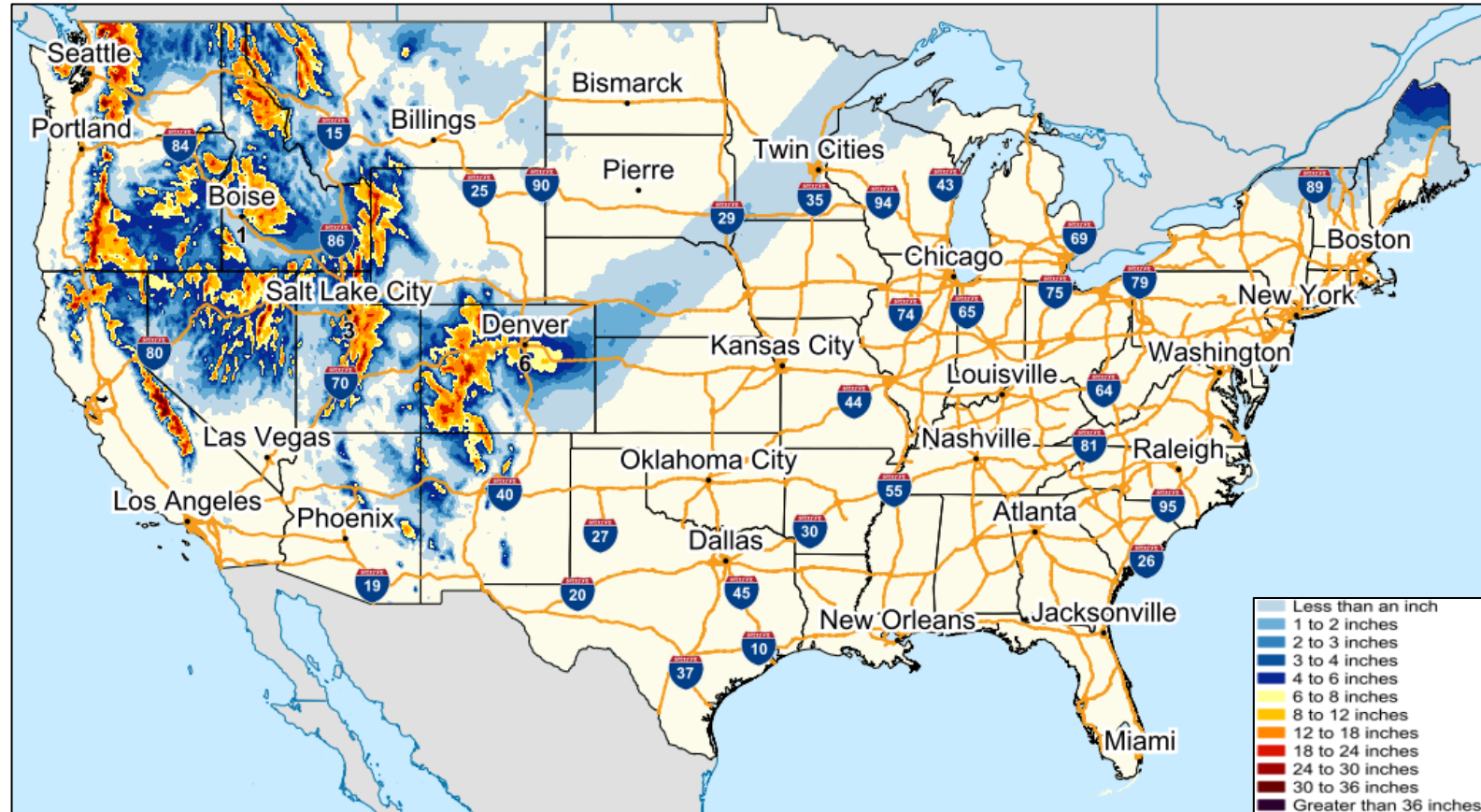
National Watch Center

Precipitation & Excessive Rainfall



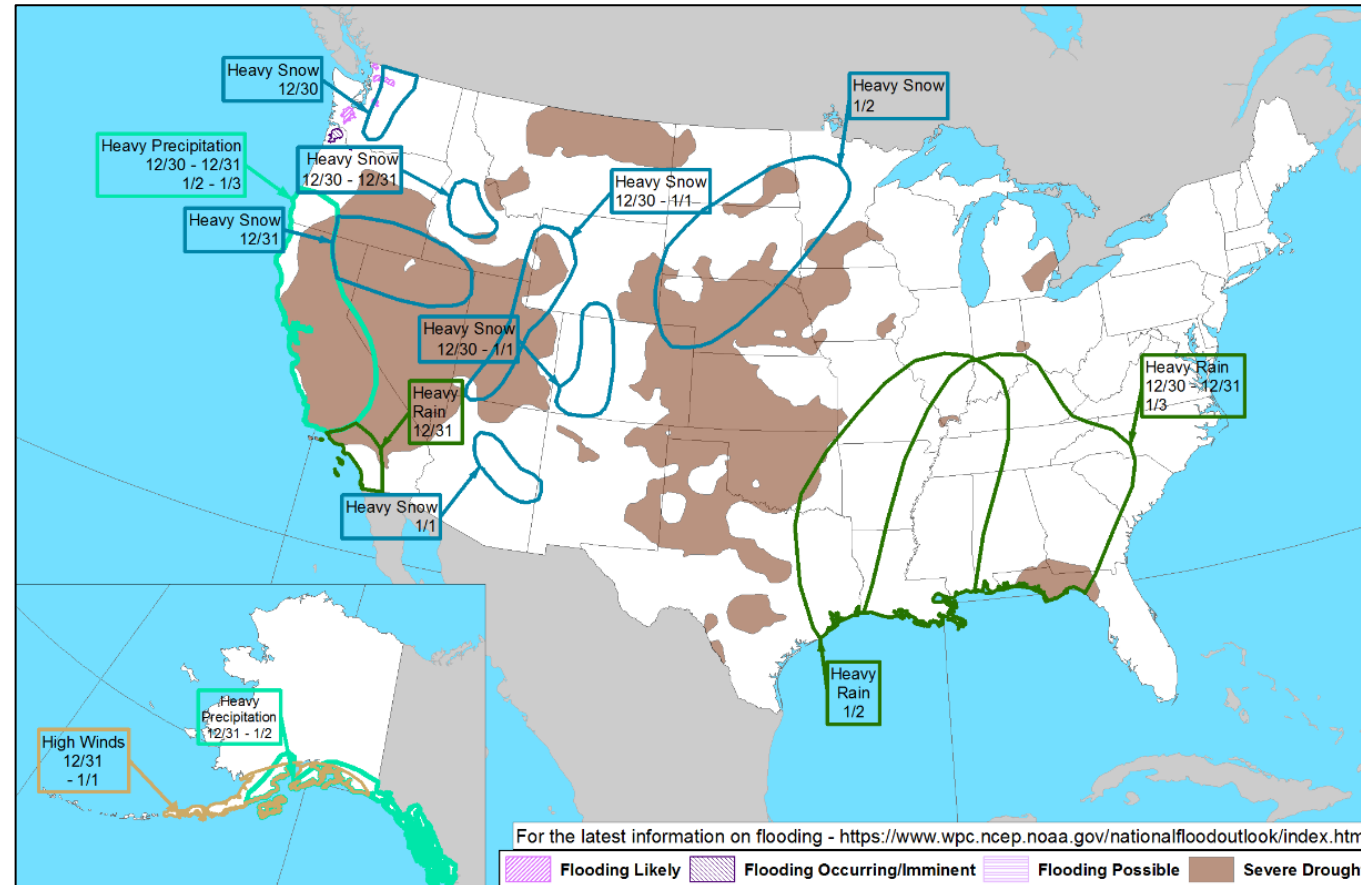
FEMA

Forecast Snowfall



FEMA

Hazards Outlook – Dec 30 – Jan 3



FEMA

FEMA Common Operating Picture

15
Joint Field
Offices

9
Virtual Joint
Field Offices

53
Major
Disasters

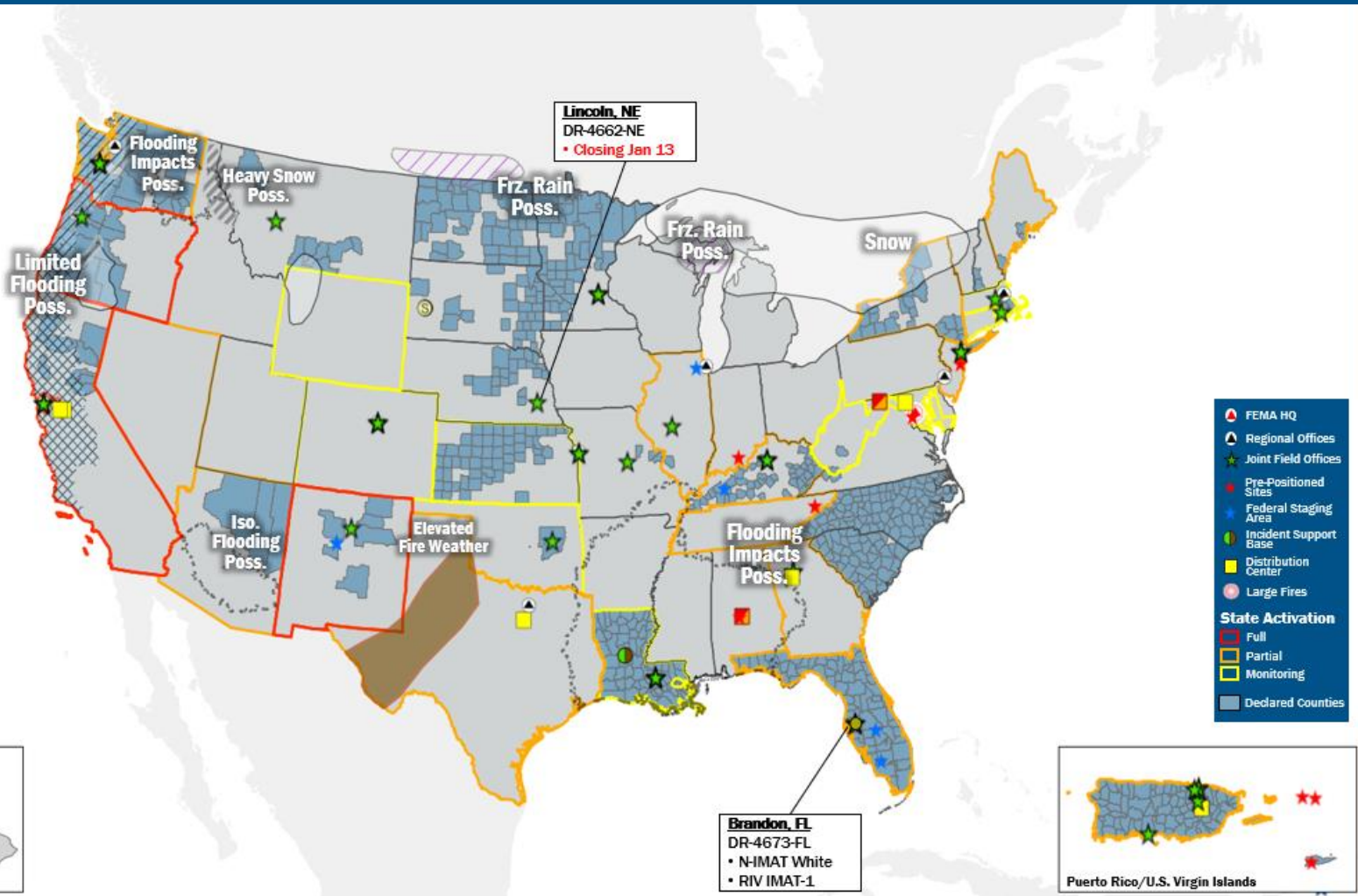
12
Emergency
Declarations

Wednesday
December 28, 2022
8:30 a.m. ET

FEMA HQ	
NWC	NRCC
Monitoring	Rostered
FEMA REGIONS	
Watch	RRCC
Monitoring	I Rostered
Enhanced	II Rostered
Monitoring	III Rostered
Monitoring	IV Rostered
Monitoring	V Rostered
Monitoring	VI Rostered
Monitoring	VII Rostered
Monitoring	VIII Rostered
Monitoring	IX Rostered
Monitoring	X Rostered
Notes:	
RWCs/RRCCs: RII RWC: Enhanced (Winter Storm)	STATE EDCs: NI: TC Iida, Monkeypox CO/GA/KY/NJ/NY/RI/TN/VT/WV/VA/WY: Arctic Blast CO/NJ: Avian Influenza PR: TC Fiona FL: TC Ian NM: Flooding IL: SW Border Bus Reception and Coordination CO/NM: Wildfires TX: Ongoing Operations KS: All Hazards AZ/CO: SW Border Coordination AS/GA: Seismic Activity OR: RSV & Influenza Surge WA: European Green Crabs/Flu & RSV Season
Surge Capacity Force	
Rostered 7,692	Deployed 0

N-IMATs 2-4 Teams Available	
Red	
White	FL
Blue	
Gold	
R-IMATs ≥ 7 Teams Available	
I	
II	
III	Personnel
IV-1	FL
IV-2	
V	
VI-1	Personnel
VI-2	1
VII	
VIII	
IX-1	Personnel
IX-2	
X	Personnel

REGIONAL BREAKDOWN			
	JFO/VJFO	DR	EM
I	2/0	5	0
II	2/3	5	5
III	0/0	3	0
IV	2/1	8	4
V	2/0	4	0
VI	2/1	3	3
VII	2/1	4	0
VIII	1/1	4	0
IX	0/1	6	0
X	2/1	11	0



IM Workforce

13,302 (-10) Assigned
4,203 (-21) Unavailable
4,966 (-15) Deployed

31% / 4,133 (+26) Available

IM Cadre Availability ≤ 25% Availability

Disability Integration: 14% (9/64); External Affairs: 25% (123/484); Environmental Planning and Historic Preservation: 19% (161/837); Field Leadership: 15% (22/142); Hazard Mitigation: 20% (244/1,226); Operations: 19% (70/370); Public Assistance: 18% (389/2,189); Planning: 15% (70/474); Safety: 18% (13/74)

MERS

≥ 66%

36 Assigned
0 Unavailable
0 Deployed

36 Available

US&R

≥ 66%

28 Assigned
2 Unavailable
0 Deployed

26 Available

FCO

≤ 1 Type I

51 Assigned
3 Unavailable
38 (27 FCOR) Deployed

10 Available

Joint Preliminary Damage Assessments

Region	State / Location	Incident	IA	Number of Counties		Start - End
			PA	Requested	Complete	
VI	OK	Severe Storms, Tornadoes, and Floods Nov 4 and continuing	IA	0	0	N/A
			PA	4	0	11/18 - TBD
VIII	ND	Winter Storm Nov 9-11	IA	0	0	N/A
			PA	10	0	12/21 - TBD



FEMA

Declaration Requests in Process – 5

State / Tribe / Territory – Incident Description	Type	IA	PA	HM	Requested
OR – Wildfires and Straight-line Winds	EM		X		Sep 9
GA – Flooding	DR	X			Oct 4
UT – Severe Storms and Flooding	DR		X	X	Oct 19
CA – Heat Dome and Wildfires	DR	X	X	X	Oct 26
Havasupai Tribe – Flooding	DR		X	X	Nov 30



FEMA



FEMA

Helping people before, during, and after disasters.



Scan to subscribe to this briefing.