

FEMA National Watch Center

# Daily Operations Briefing

Wednesday, December 27, 2023

8:30 a.m. ET



**FEMA**

# National Current Ops / Monitoring

---

## New Significant Incidents / Ongoing Ops

- No significant incidents / operations

## Hazard Monitoring

- Freezing Rain – North / South Dakota, and Maine
- Mixed Precipitation – Pacific Northwest, Northern Plains, Great Lakes, and the Southeast to the Northeast

---

## Disaster Declaration Activity

- Major Disaster Declaration Approval – Utah

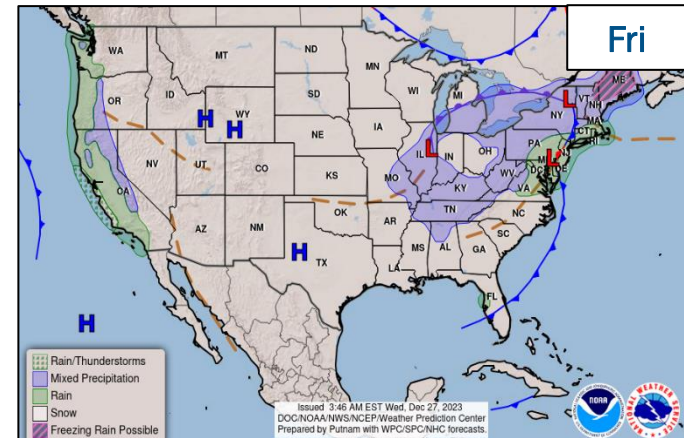
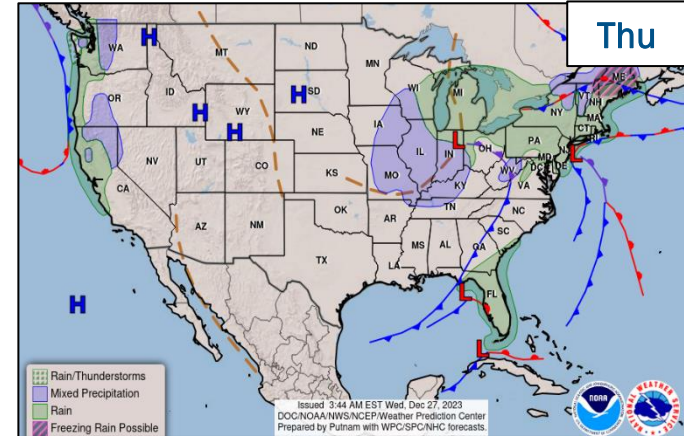
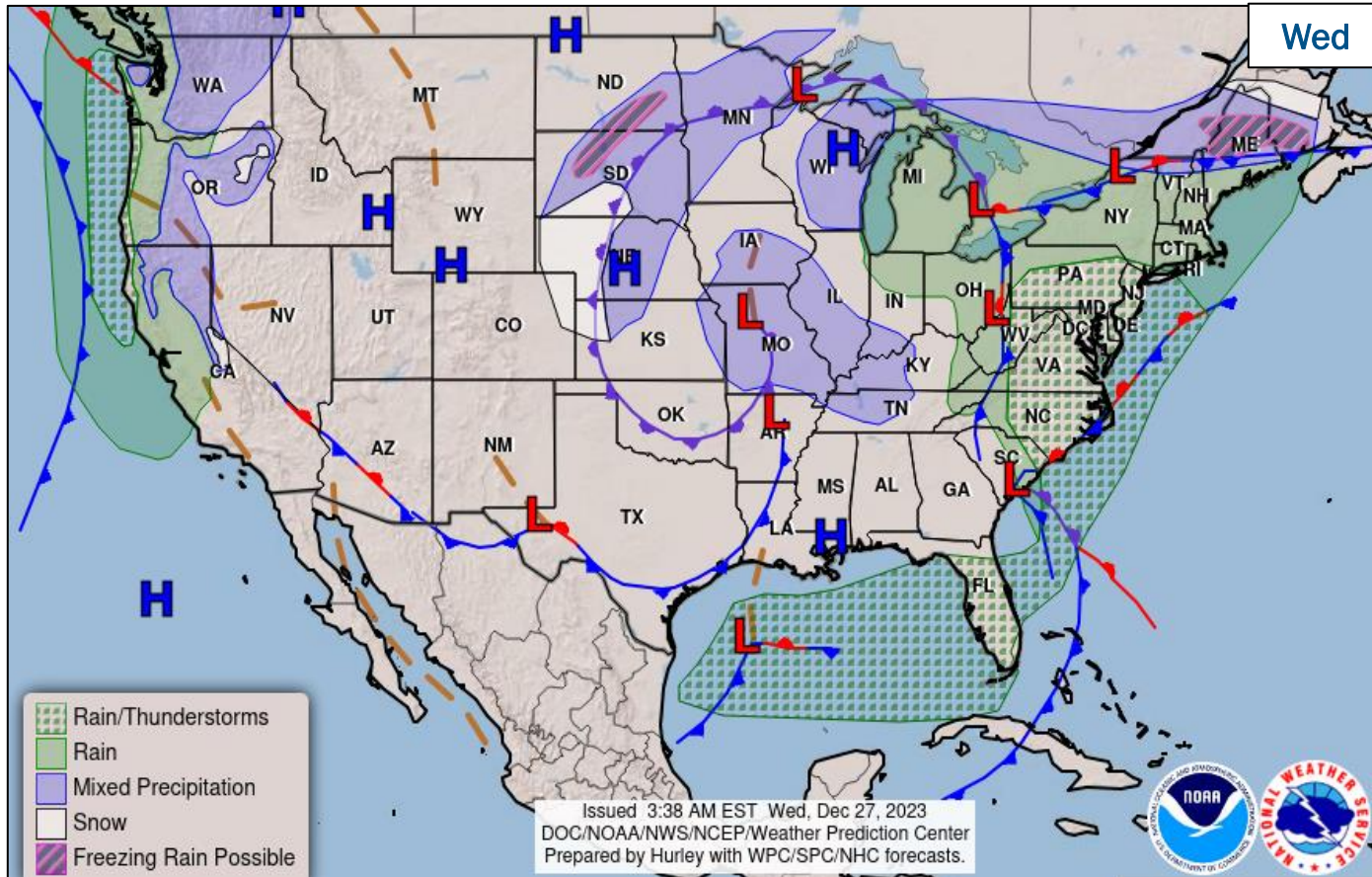
## Event Monitoring

- No significant events



**FEMA**

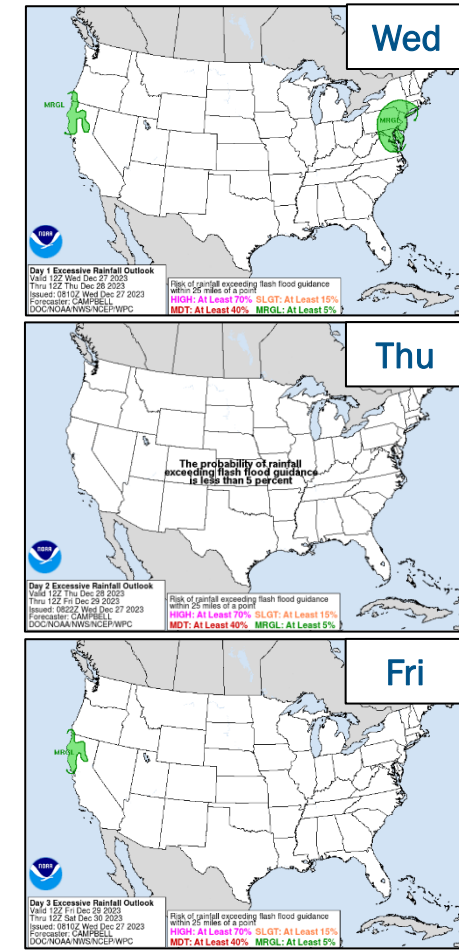
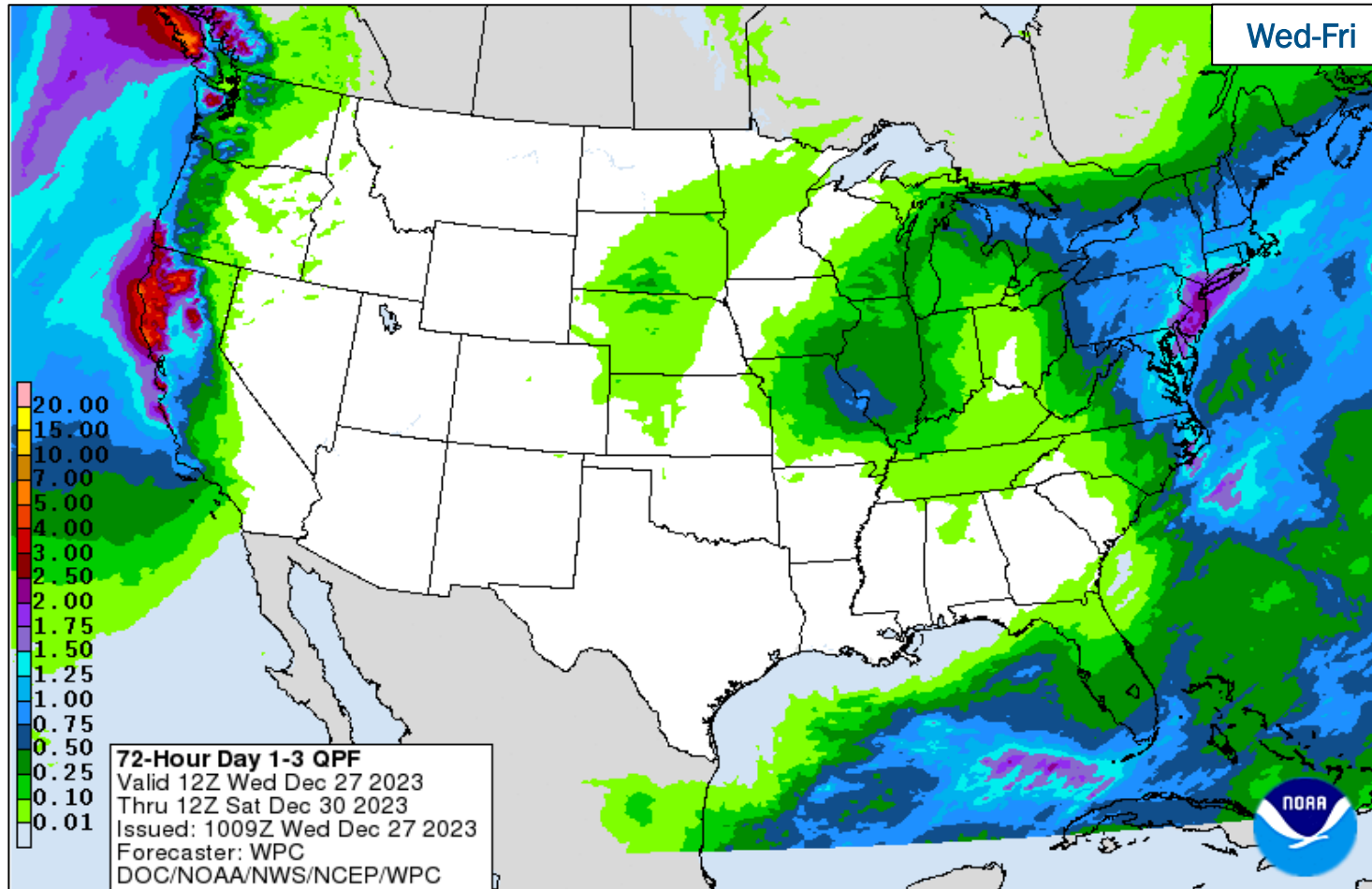
# National Weather Forecast



FEMA

National Watch Center

# Precipitation & Excessive Rainfall



FEMA

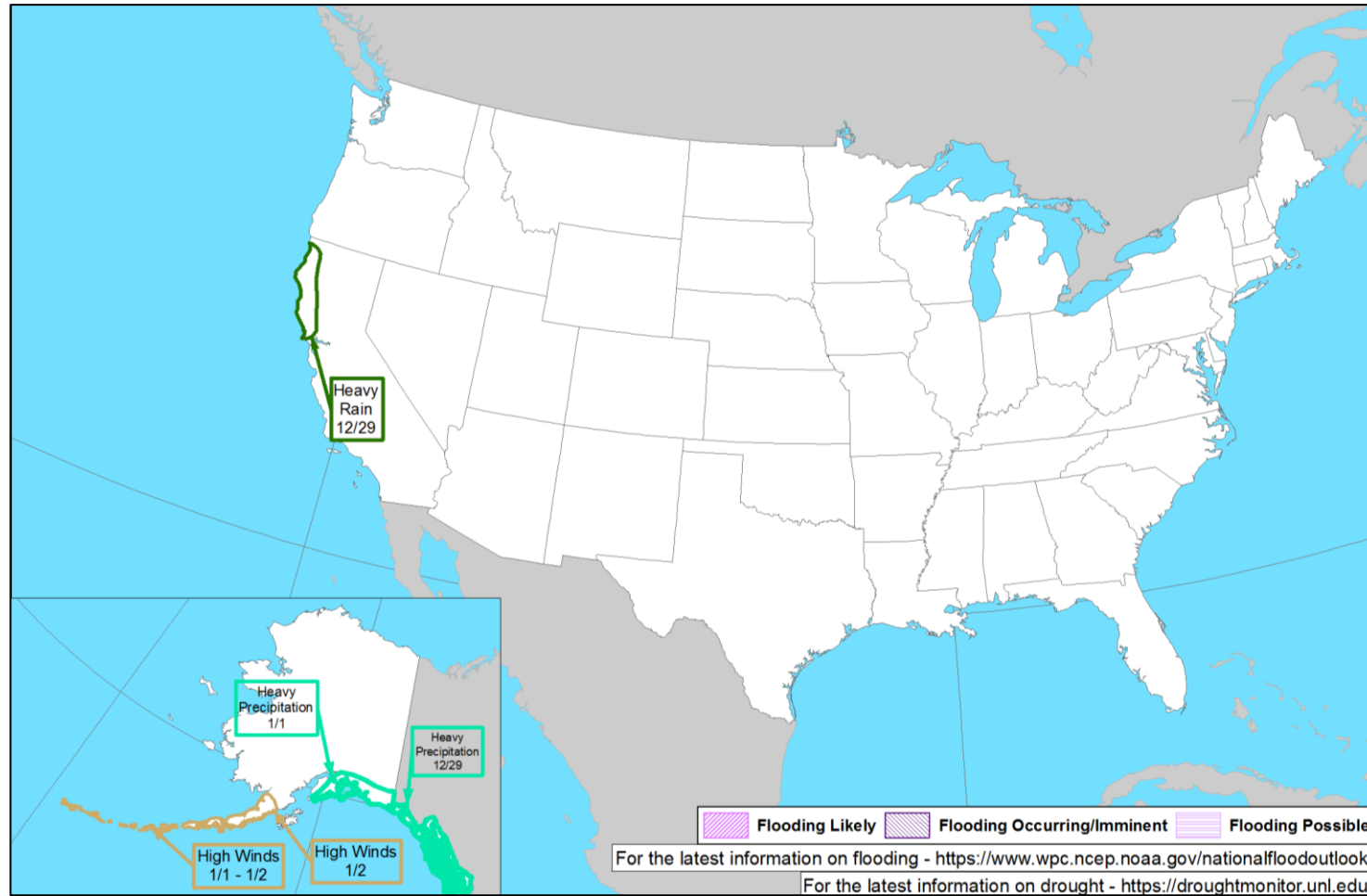
National Watch Center

# Ice Accumulation Forecast



FEMA

# Hazards Outlook – Dec 29 - Jan 2


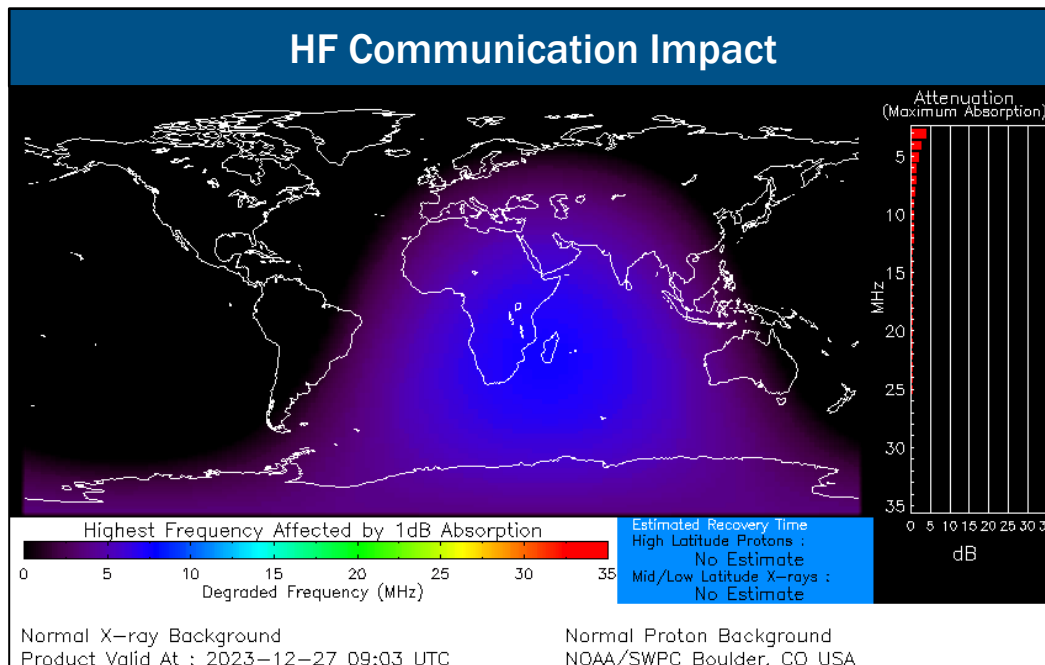


FEMA

# Space Weather Outlook

Minor	Space Weather Activity	Geomagnetic Storms	Solar Radiation	Radio Blackouts
Past 24 Hours	None	None	None	None
Next 24 Hours	None	None	None	None

For further information on NOAA Space Weather Scales refer to: <http://www.swpc.noaa.gov/noaa-scales-explanation>  
 For further information on Sunspot Activity refer to: <https://www.swpc.noaa.gov/phenomena/sunspotssolar-cycle>



FEMA

# FEMA Common Operating Picture

**17** + **5** Supporting  
 Joint Field Offices Virtual Joint Field Offices

**69** + **4**  
 Major Disasters Emergency Declarations

**8** **26**  
 Direct Housing Missions RSF-Supported Disasters

Wednesday  
 December 27, 2023  
 8:30 a.m. ET

FEMA HQ	
NWC	NRCC
Monitoring	Activated
FEMA REGIONS	
Watch	RRCC
Monitoring	I Rostered
Monitoring	II Rostered
Monitoring	III Rostered
Monitoring	IV Rostered
Monitoring	V Rostered
Monitoring	VI Rostered
Monitoring	VII Rostered
Monitoring	VIII Rostered
Monitoring	IX Rostered
Monitoring	X Rostered

N-IMATs	
2-5 Teams Available	
Red	
White	
Blue	
Gold	
HS	

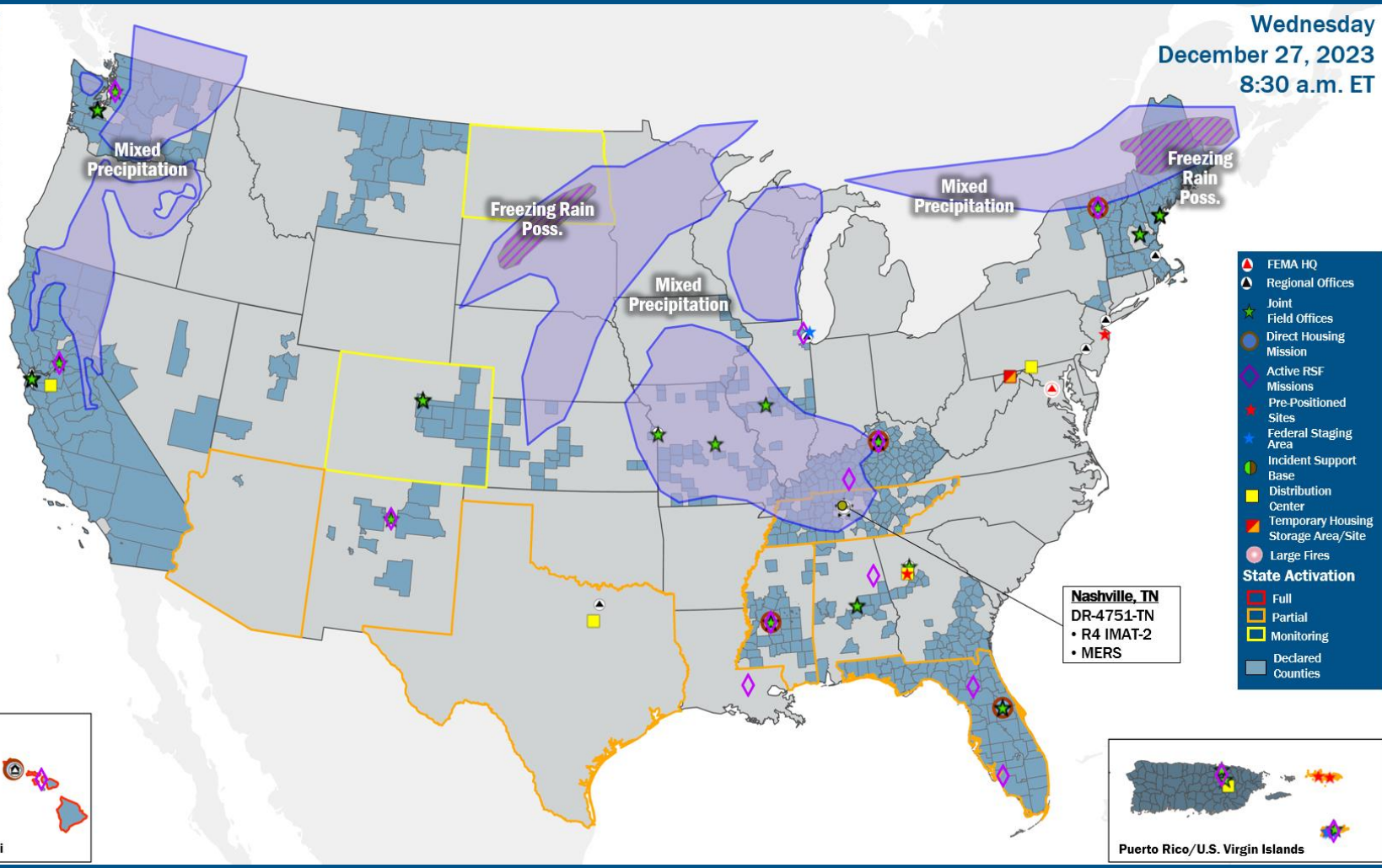
REGIONAL BREAKDOWN			
	JFO/VJFO	DR	EM
I	3/0	10	2
II	2/1	3	1
III	0/0	0	0
IV	5/1	21	1
V	1/0	2	0
VI	1/0	1	0
VII	2/0	3	0
VIII	1/0	4	0
IX	1/1	17	0
X	1/2	8	0

R-IMATs	
≥ 7 Teams Available	
I	
II	1
III	
IV-1	
IV-2	TN
V	
VI-1	
VI-2	
VII	
VIII	2
IX-1	Personnel
IX-2	
X	3 / Personnel

Notes:	
RWCs/RRCCs/IMATs: NRCC: Sustained Ops	STATE EOCs: CO/MS/TN: Severe Wx FL: TC Idalia TX: Ongoing Threats ND: Avian Influenza AZ/CO: SW Border HI/CO: Wildfires VI: Potable Water AK: Landslides ME: Coastal Storm

Volunteer Force	
Rostered 7,477	Deployed 126
Surge Capacity Force	
Rostered 8,387	Deployed 0

Fully Mission Capable (FMC)
Partially Mission Capable (PMC)
Not Mission Capable (NMC)
Deployed



**Nashville, TN**  
 DR-4751-TN  
 • R4 IMAT-2  
 • MERS

- FEMA HQ
- Regional Offices
- Joint Field Offices
- Direct Housing Mission
- Active RSF Missions
- Pre-Positioned Sites
- Federal Staging Area
- Incident Support Base
- Distribution Center
- Temporary Housing Storage Area/Site
- Large Fires

**State Activation**

- Full
- Partial
- Monitoring
- Declared Counties



## IM Workforce

13,710 (-1) Assigned  
 4,733 (+3) Unavailable  
 4,748 (-17) Deployed

**31% / 4,229 (+13) Available**

## IM Cadre Availability

8 (-1) Cadres ≤ 25% Availability

Environmental Planning and Historic Preservation: 19% (154/812); Field Leadership: 20% (29/146); Hazard Mitigation: 22% (262/1,216); Human Resources: 22% (38/176); Interagency Recovery Coordination: 17% (48/284); Operations: 22% (74/335); Public Assistance: 15% (323/2,188); Planning 14% (66/471)

## MERS

> 66%

36 Assigned  
 0 Unavailable  
 0 (-1) Deployed

**36 (+1) Available**

## US&R

> 66%

28 Assigned  
 1 Unavailable  
 0 Deployed

**27 Available**

## FCO

≤ 1 Type I

49 Assigned  
 15 (+2) Unavailable  
 33 (22 FCOR) Deployed

**1 (-2) Available**



# Joint Preliminary Damage Assessments

Region	State / Location	Incident	IA	Number of Counties		Start - End
			PA	Requested	Complete	
I	NH	Flooding Dec 18 - continuing	IA	0	0	N/A
			PA	10	0	1/17 - TBD
	ME	Flooding Dec 17 - continuing	IA	0	0	N/A
			PA	4	0	1/16 - TBD



**FEMA**

# Declaration Approval – Utah

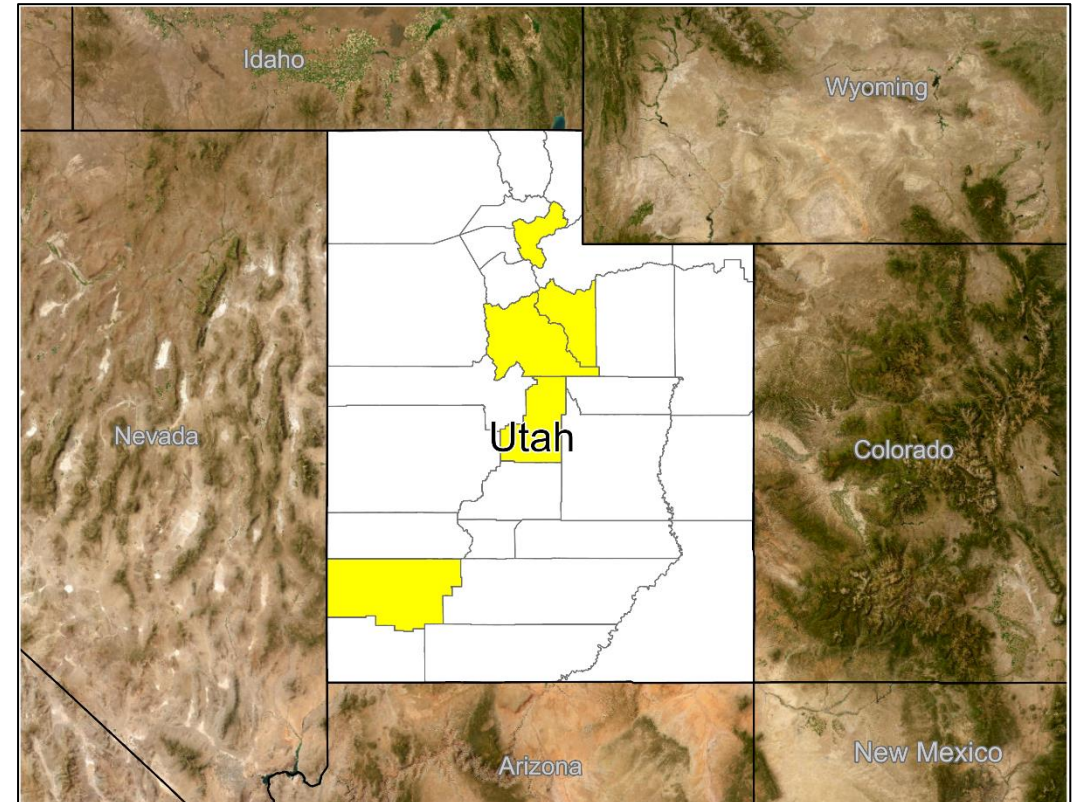
**Declaration Type:** Major Disaster Declaration – FEMA-4752-DR-UT  
**Requested:** Aug 11

**Date Approved:** Dec 23  
**Incident:** Flooding  
**Incident Period:** May 1 – May 27

**Provides:**

- **PA Only:** 5 counties
- **Hazard Mitigation:** Statewide

**FCO:** Jon K. Huss



■ PA



**FEMA**

# Declaration Requests in Process – 12

State / Tribe / Territory – Incident Description	Type	IA	PA	HM	Requested
MI – Flooding – APPEAL	DR		X	X	Jun 15
OH – Train Derailment	DR	X	X	X	Jul 3
UT – Flooding - <a href="#">Approved</a>	DR		X	X	Aug 11
Inupiat Community of the Arctic Slope (ICAS) – Severed Undersea Fiber Optic Line – APPEAL	EM		X		Aug 23
NH – Severe Winter Storm and Snowstorm – APPEAL	DR		X	X	Sep 6
WA – Wildfires	DR	X	X	X	Oct 4
MI – Severe Storms, Tornadoes, and Flooding	DR	X	X	X	Oct 18
KY – Severe Storms, Tornadoes, Straight-Line Winds, and Flooding – APPEAL	DR	X			Oct 23
WV – Severe Storms, Flooding, Landslides, and Mudslides	DR	X		X	Oct 25
RI – Severe Storms, Flooding, and Tornadoes	DR	X			Nov 9
PA – Severe Storms and Flooding	DR	X	X	X	Nov 9
NY – Severe Storm and Flooding	DR		X	X	Nov 29
MA – Severe Storms and Flooding	DR	X	X	X	Dec 11



**FEMA**



# FEMA

Helping people before, during, and after disasters.



*Scan to subscribe to this briefing.*