

FEMA National Watch Center

Daily Operations Briefing

Tuesday, December 27, 2022

8:30 a.m. ET



FEMA

National Current Ops / Monitoring

New Significant Incidents / Ongoing Ops

- No significant incidents / operations

Hazard Monitoring

- Wintry Mix – Pacific Northwest / Northern Intermountain, Northern Plains to the Great Lakes
- Heavy Rain and Flash Flooding possible – OR and CA
- Freezing Rain – Northern Plains and Great lakes

Disaster Declaration Activity

- Emergency Declaration Approval – New York

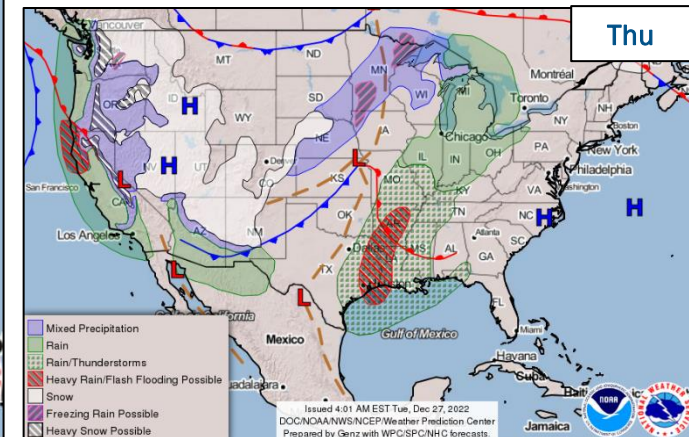
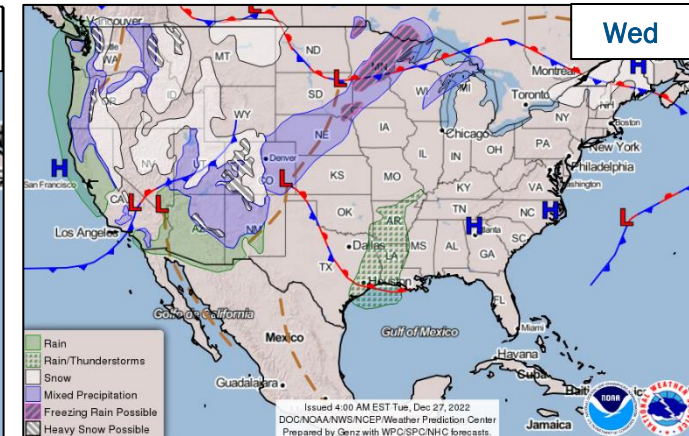
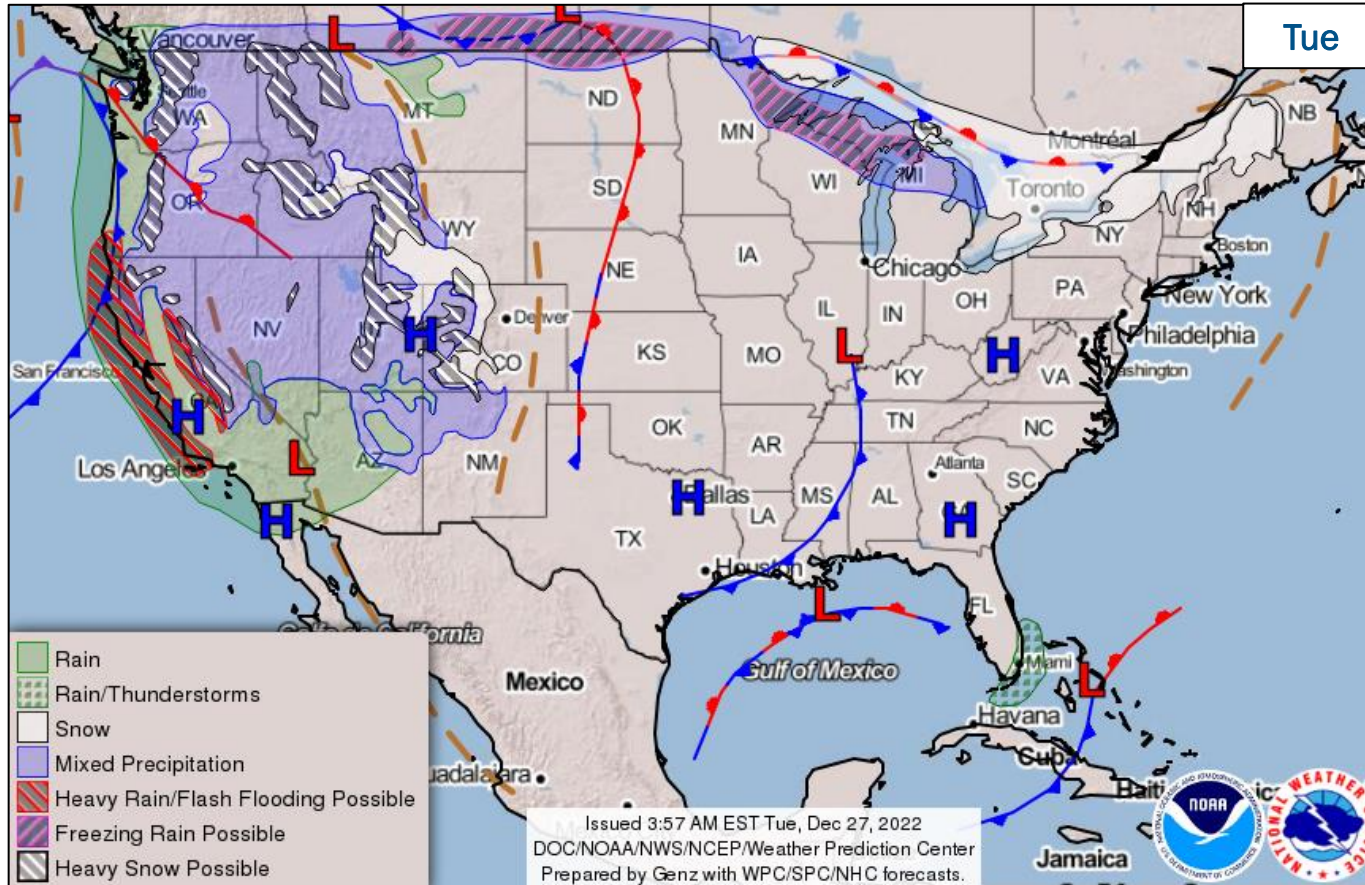
Event Monitoring

- No significant events



FEMA

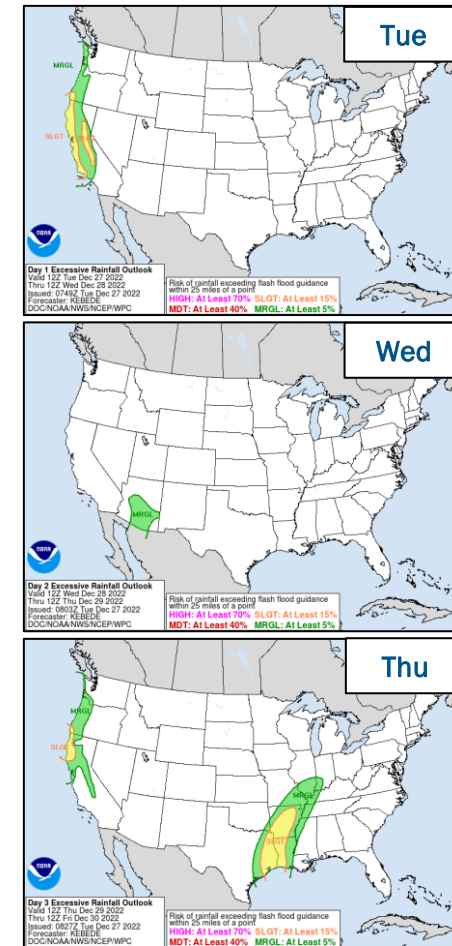
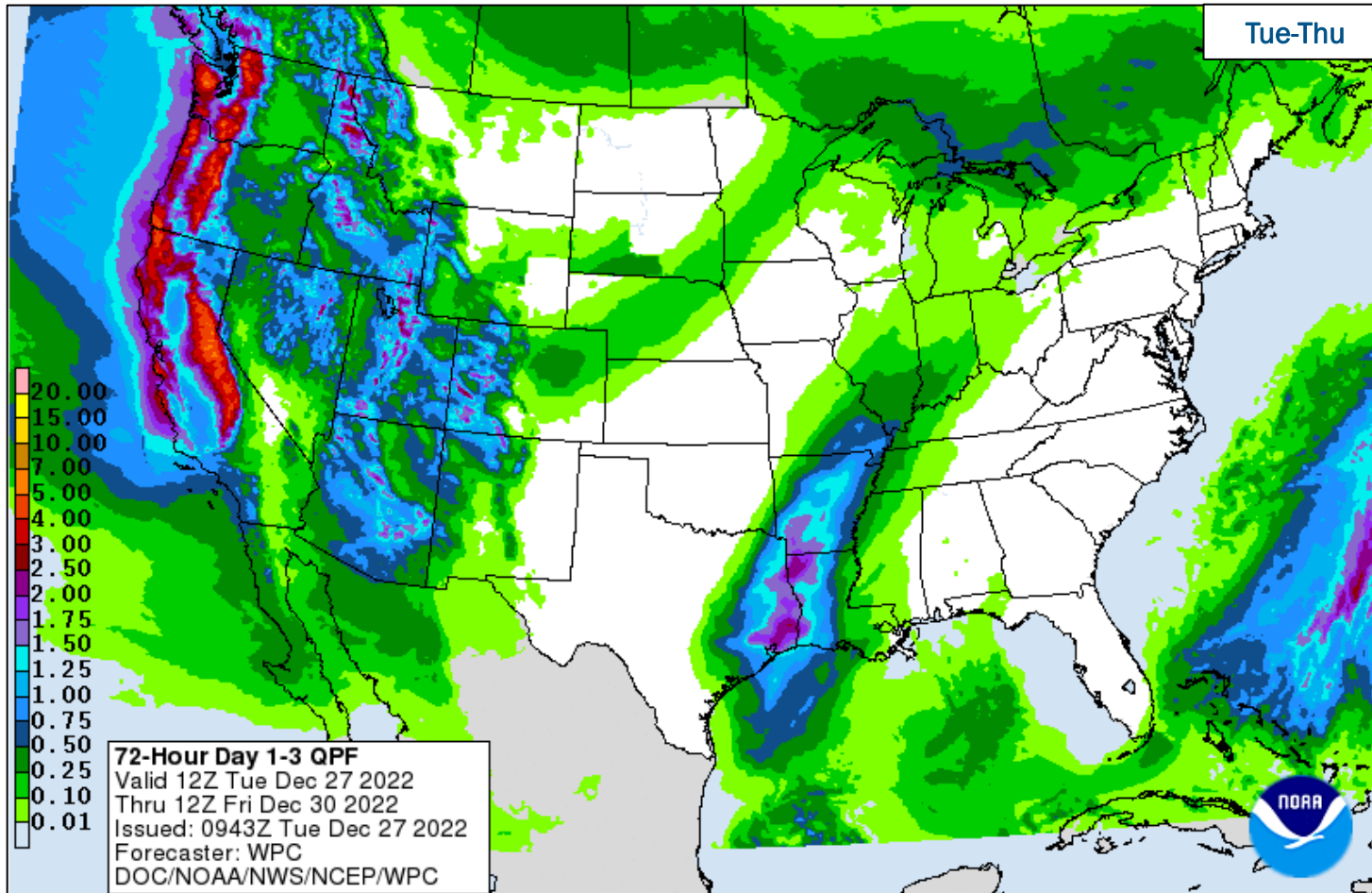
National Weather Forecast



FEMA

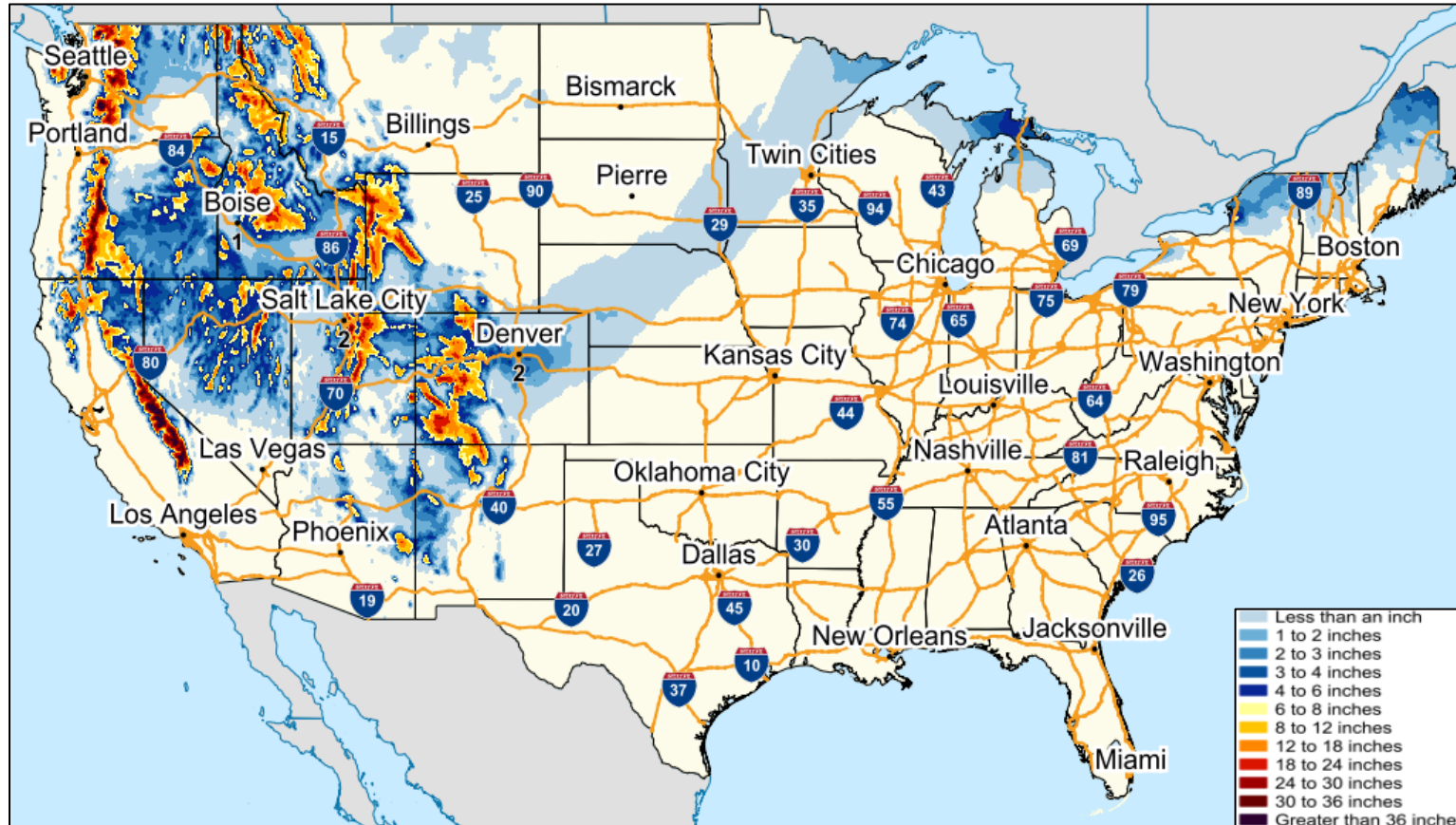
National Watch Center

Precipitation & Excessive Rainfall



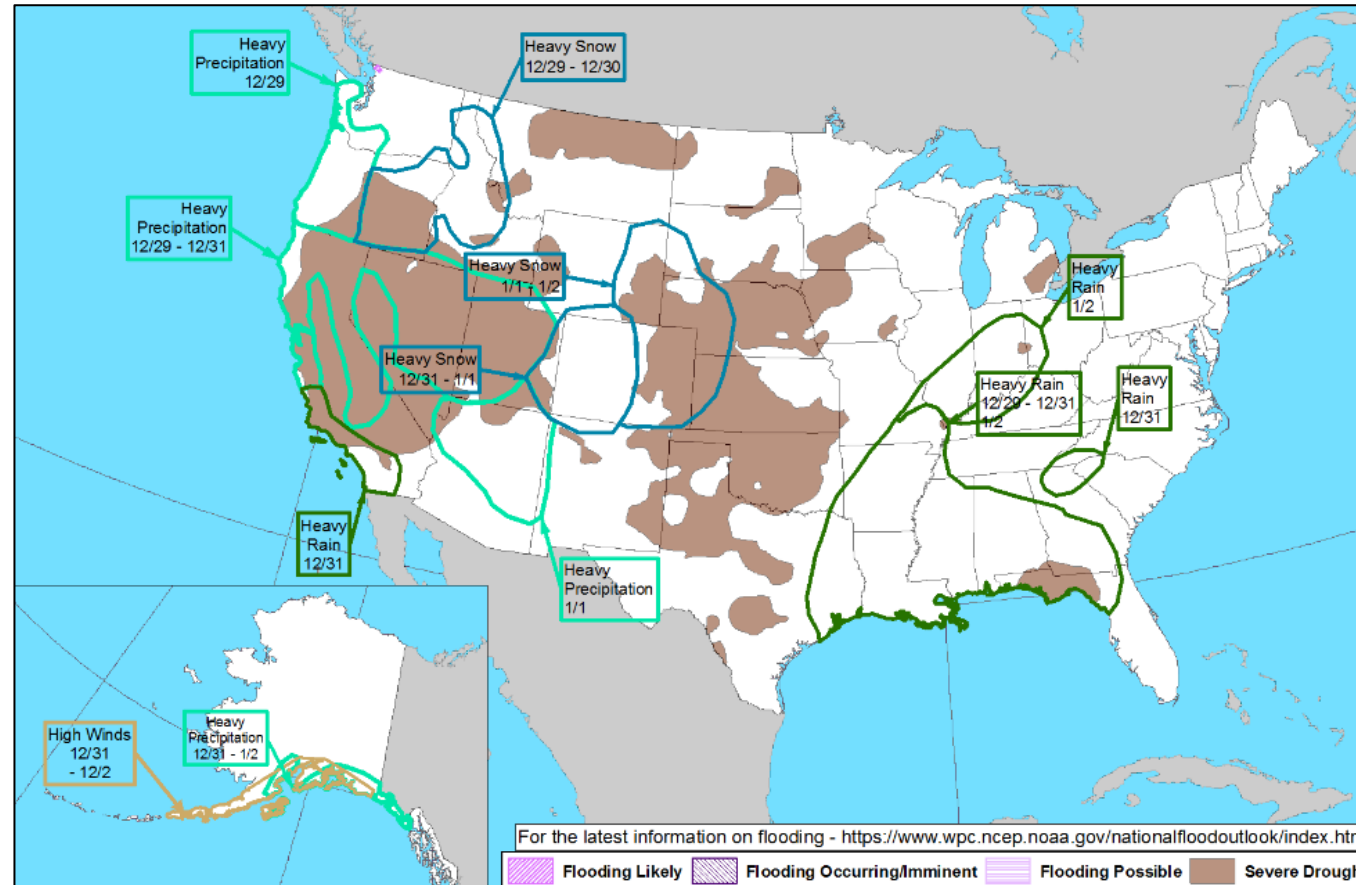
FEMA

Forecast Snowfall



FEMA

Hazards Outlook – Dec 29 – Jan 2



FEMA

FEMA Common Operating Picture

15
Joint Field
Offices

9
Virtual Joint
Field Offices

53
Major
Disasters

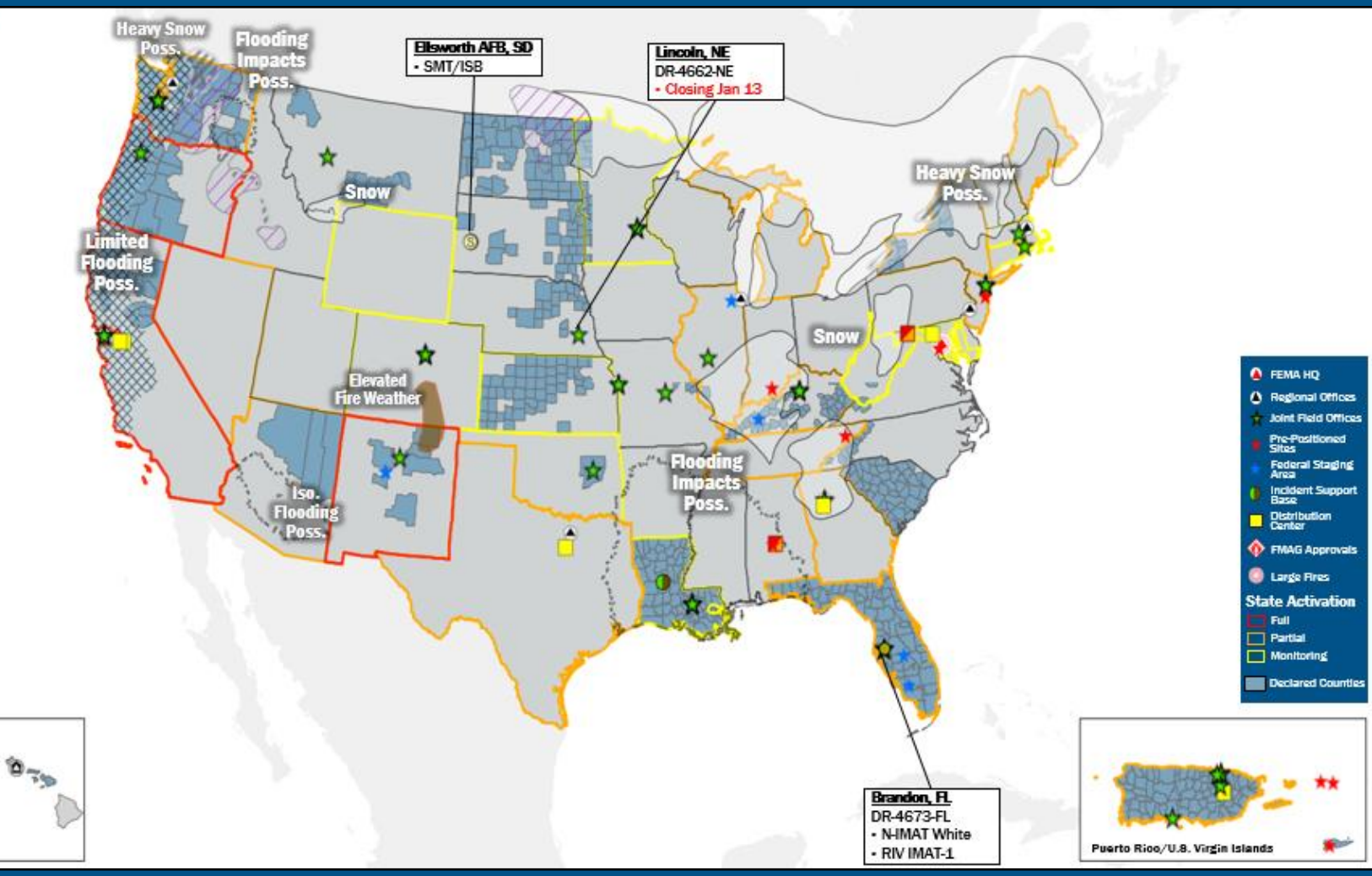
12
Emergency
Declarations

Tuesday
December 27, 2022
8:30 a.m. ET

FEMA HQ	
NWC	NRCC
Monitoring	Rostered
FEMA REGIONS	
Watch	RRCC
Monitoring	I Rostered
Alt. Location	II Rostered
Monitoring	III Rostered
Monitoring	IV Rostered
Monitoring	V Rostered
Monitoring	VI Rostered
Monitoring	VII Rostered
Monitoring	VIII Rostered
Monitoring	IX Rostered
Monitoring	X Rostered
Notes:	
RWCs/RRCCs: • RII RWC: Full Remote Operations (Staffing)	STATE EDCs: - NJ: TC Irida, Monkeypox - CO: GA/RY/NJ/MI/NT/RI/TN/TX/VT/WV/VA - WY: Arctic Blast - CO: NIA Avian Influenza - PR: TC Fiona - FL: TC Ian - NM: Flooding - IL: SW Border Bus Reception and Coordination - CO: NM: Wildfires - TX: Ongoing Operations - KS: All Hazards - AZ: All Hazards - AS/CA: Seismic Activity - OR: RSV & Influenza Surge - WA: European Green Crabs/Flu & RSV Season
Surge Capacity Force	
Rostered 7,692	Deployed 0

N-IMATs 2-4 Teams Available	
Red	
White	FL
Blue	
Gold	
R-IMATs ≥ 7 Teams Available	
I	
II	
III	Personnel
IV-1	FL
IV-2	
V	1
VI-1	Personnel
VI-2	2
VII	
VIII	
IX-1	Personnel
IX-2	
X	Personnel

REGIONAL BREAKDOWN			
	JFO/VJFO	DR	EM
I	2/0	5	0
II	2/3	5	5
III	0/0	3	0
IV	2/1	8	4
V	2/0	4	0
VI	2/1	3	3
VII	2/1	4	0
VIII	1/1	4	0
IX	0/1	6	0
X	2/1	11	0



IM Workforce

13,312 Assigned
4,224 (-40) Unavailable
4,981 (-3) Deployed

31% / 4,107 (+43) Available

IM Cadre Availability ≤ 25% Availability

Disability Integration: 13% (8/64); Environmental Planning and Historic Preservation: 19% (161/837); Field Leadership: 19% (27/142); Hazard Mitigation: 19% (239/1,233); Operations: 19% (69/370); Public Assistance: 18% (388/2,189); Planning: 16% (74/474); Safety: 22% (16/74)

MERS

≥ 66%

36 Assigned
0 Unavailable
0 Deployed

36 Available

US&R

≥ 66%

28 Assigned
2 Unavailable
0 Deployed

26 Available

FCO

≤ 1 Type I

51 Assigned
3 Unavailable
38 (-1) (27 FCOR) Deployed

10 (+1) Available

Joint Preliminary Damage Assessments

Region	State / Location	Incident	IA	Number of Counties		Start - End
			PA	Requested	Complete	
VI	OK	Severe Storms, Tornadoes, and Floods Nov 4 and continuing	IA	0	0	N/A
			PA	4	0	11/18 - TBD
VIII	ND	Winter Storm Nov 9-11	IA	0	0	N/A
			PA	10	0	12/21 - TBD



FEMA

Declaration Approval – New York

Declaration: Emergency Declaration – New York

Requested: Dec 26

Date Approved: Dec 26

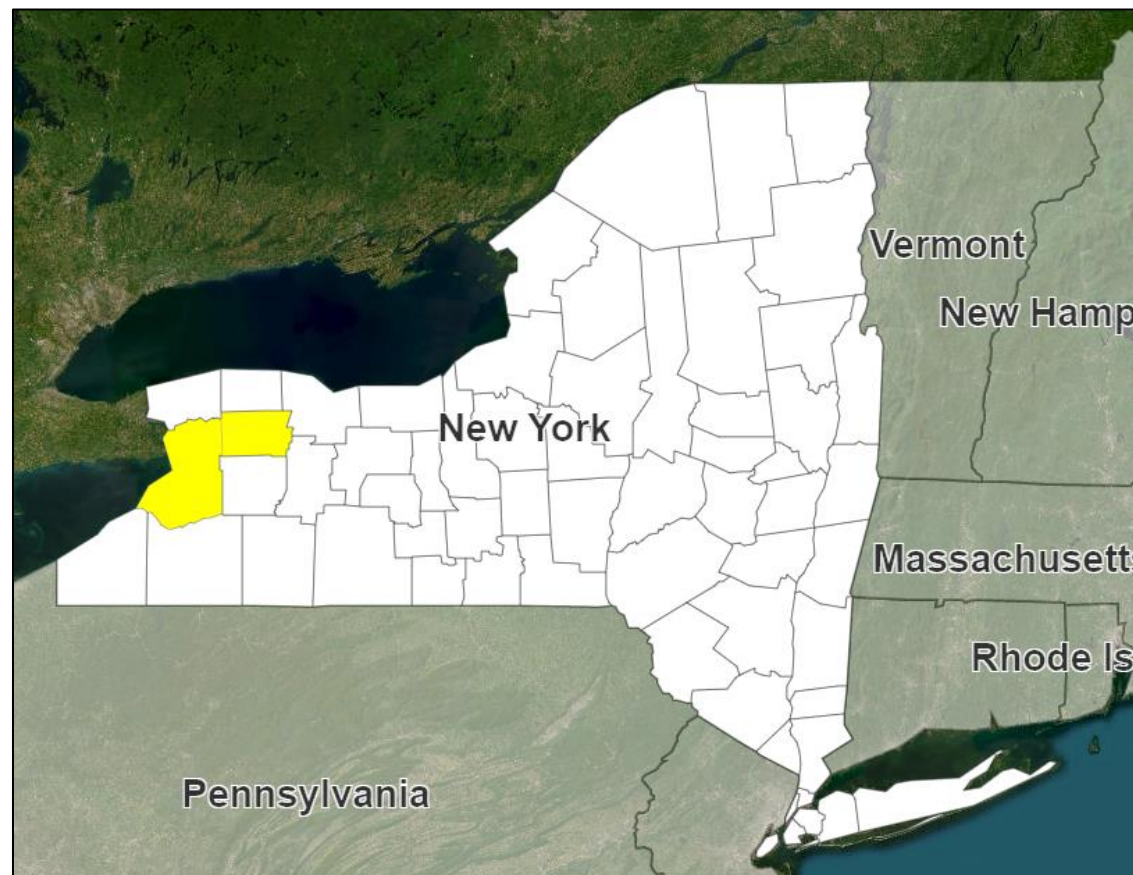
Incident: Severe Winter Storm

Incident Period: Dec 23 and continuing

Provides:

- **PA:** 2 counties

FCO: Lai Sun Yee



■ PA



FEMA

Declaration Requests in Process – 5

State / Tribe / Territory – Incident Description	Type	IA	PA	HM	Requested
OR – Wildfires and Straight-line Winds	EM		X		Sep 9
GA – Flooding	DR	X			Oct 4
UT – Severe Storms and Flooding	DR		X	X	Oct 19
CA – Heat Dome and Wildfires	DR	X	X	X	Oct 26
Havasupai Tribe – Flooding	DR		X	X	Nov 30
NY – Severe Winter Storm – Approved	EM		X		Dec 26



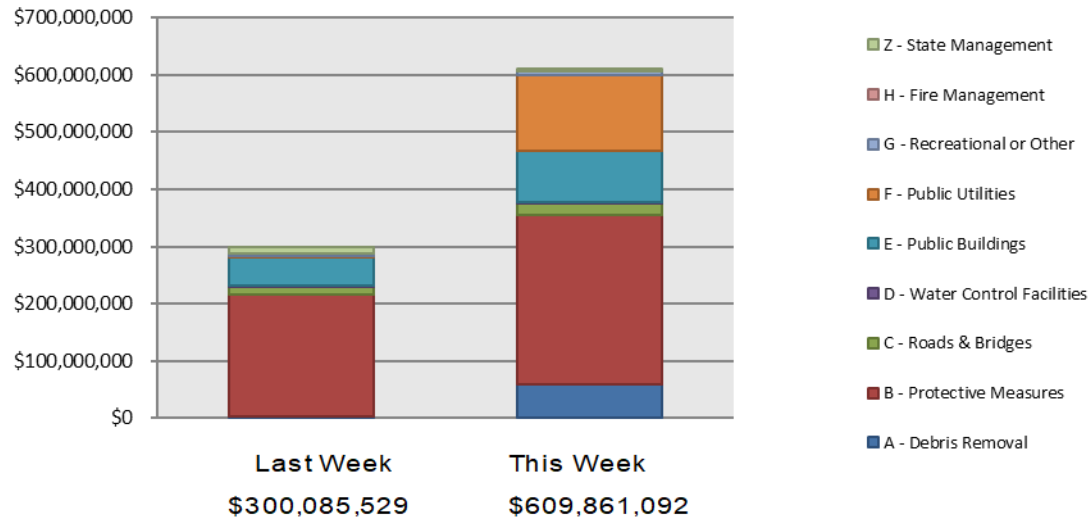
FEMA

Public Assistance Grant Program

PA Project Worksheets Obligated in past week, as of 12/26/2022 at 1500 EDT

PA Category	Emergency Work		Permanent Work				H - Fire Management	Z - State Management	Total	
	A - Debris Removal	B - Protective Measures	C - Roads & Bridges	D - Water Control Facilities	E - Public Buildings	F - Public Utilities				G - Recreational or Other
Number Of PWs Obligated	32	260	81	5	44	52	13	0	49	536
Federal Share Obligated	\$59,562,055.55	\$295,902,268.36	\$19,710,859.58	\$1,677,689	\$89,784,573.90	\$133,483,944.03	\$6,117,820.34	\$0	\$3,621,880.42	\$609,861,091.62

Public Assistance Obligated per Category 12/12/2022 through 12/26/2022



COVID-19 Obligated as of 12/26/2022

- Total Public Assistance Obligated: \$58,506,039,581

This Week's PA Highlights

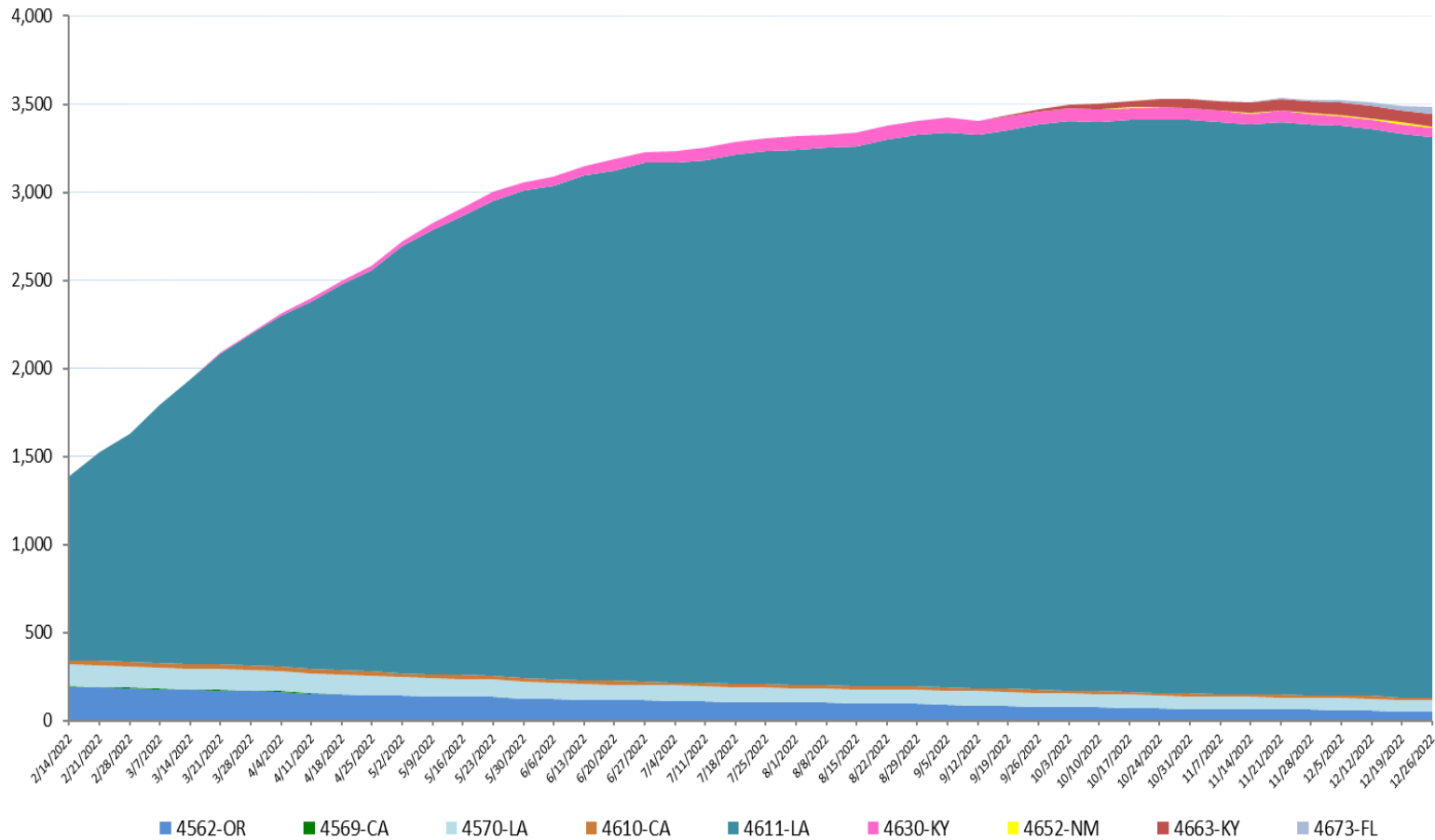
- In 4482- CA
\$137 Million obligated for Category B - Protective Measures
- In 4673-FL
\$42 Million obligated for Category B - Protective Measures
- In 1603-LA
\$38 Million obligated for Category E - Public Buildings



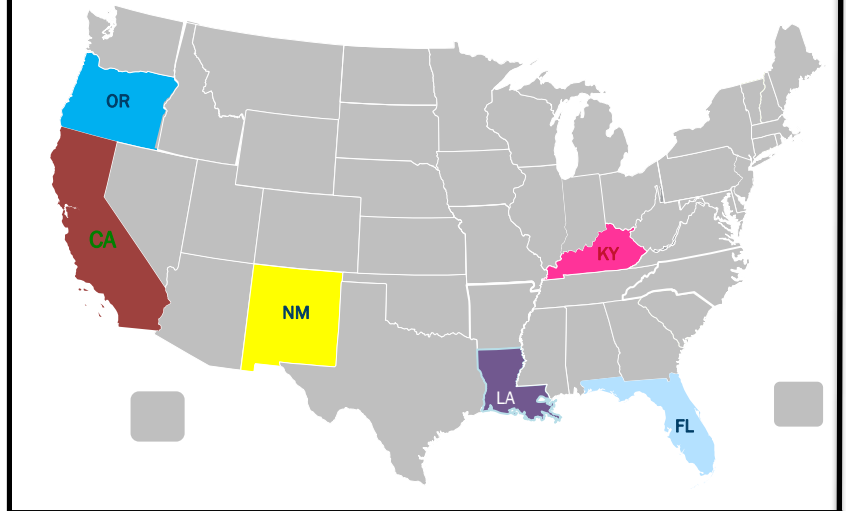
Direct Housing

Total Households in FEMA Direct Housing per State

Past Year per Week, 2/14/2022 – 12/26/2022. There are currently **4,214** Households Occupying **4,238** Temporary Units.



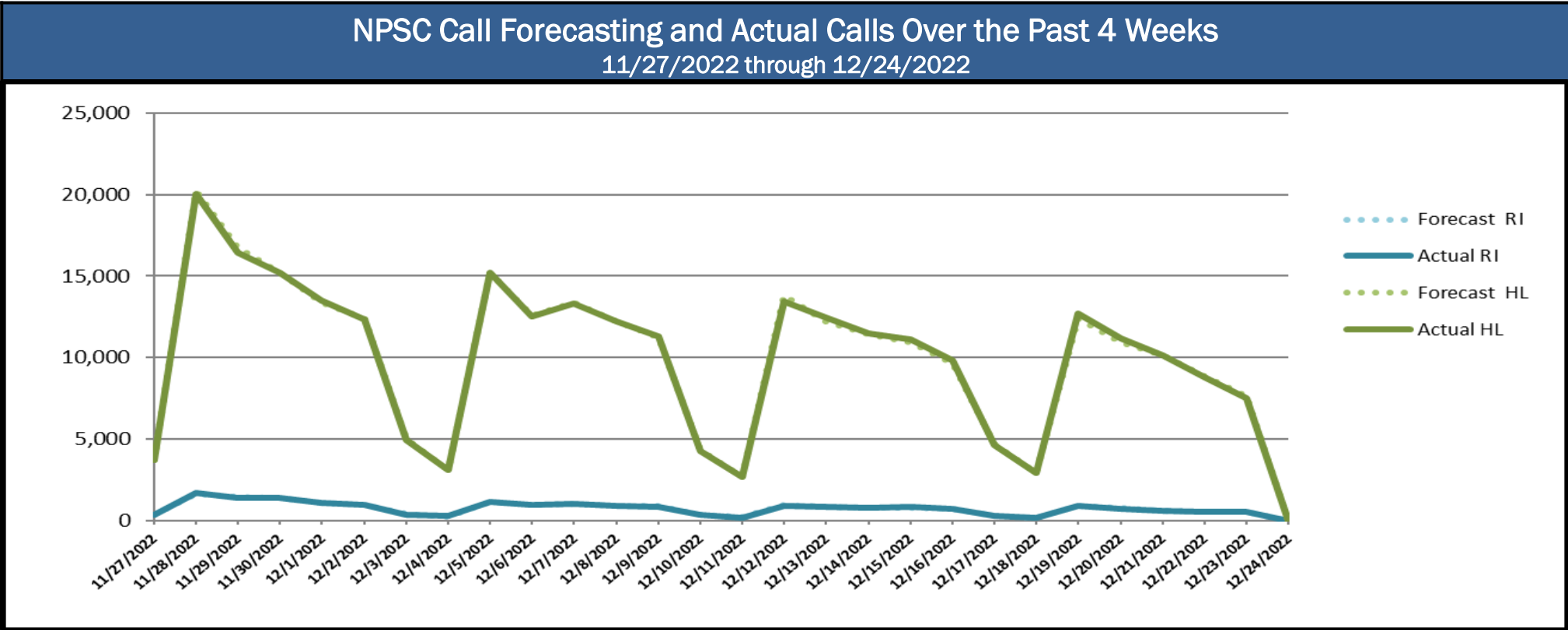
DR	IA Declaration Date	Program End Date	Current # of Households in Direct Housing (Weekly Change)
4673-FL	9/29/2022	3/29/2024	37 (5)
4663-KY	7/29/2022	1/29/2024	71 (1)
4652-NM	5/4/2022	11/4/2023	11 (1)
4630-KY	12/12/2021	6/13/2023	54 (-1)
4611-LA	8/29/2021	2/28/2023	3176 (-22)
4610-CA	8/24/2021	2/24/2023	15 (0)
4570-LA	10/16/2020	4/16/2022	67 (0)
4562-OR	9/15/2020	3/15/2022	52 (0)
4559-LA	8/28/2020	2/28/2022	731 (-7)



States with Currently Occupied Units

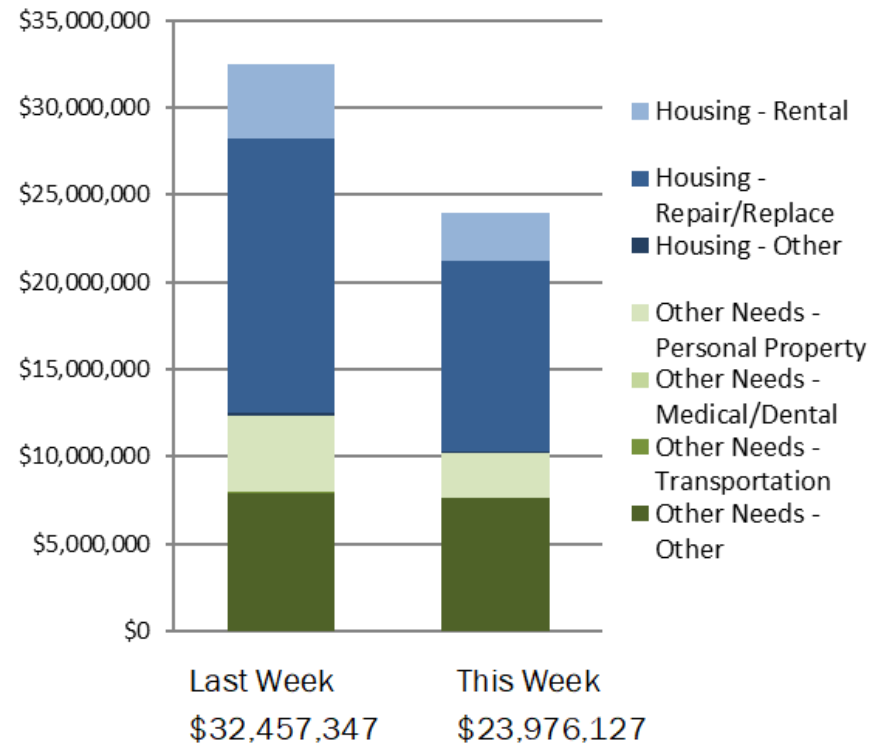
NPSC Call Activity

NPSC Call Activity in the Past Week 12/18/2022 through 12/24/2022		
Call Type	Projected Calls	Actual Calls
Registration Intake:	3,510	3,450
Helpline:	52,869	53,348
Combined:	56,379	56,798



Individual Assistance Activity

IHP Approved per Category in the Past
2 Weeks – 12/12/2022 through 12/26/2022





FEMA

Helping people before, during, and after disasters.



Scan to subscribe to this briefing.